



Kentucky High School Athletic Association

To: Superintendent, Principal, and Athletic Director

From: Louis Stout, Commissioner 
Brigid L. DeVries, Executive Assistant Commissioner 

Date: May 23, 2001

Subject: Review of 2000-2001 Title IX Forms

Enclosed please find a copy of a review of the 2000-2001 Title IX Forms, submitted by your school. A copy of this information must be included in your permanent Title IX file at your school. In addition, you may find an attachment with corrected copies of the forms submitted by your school personnel. Please review this information so the forms can be completed accurately in the future.

Also, KHSAA Audit Staff may have requested a re-submission of some of the 2000-2001 Title IX forms or need additional information on your athletic programs. Please submit this information by the date requested if this is applicable.

Remember your permanent Title IX file at the school must be kept current with information pertaining to your athletics program. Copies of all KHSAA required documents should be part of this file and are subject to Open Records requests.

Should you need any further information, please do not hesitate to call anytime.

Memo

To: KHSAA Member School Superintendents, Principals, and Athletic Directors

From: Louis Stout, Commissioner
Brigid L. Devries, Executive Assistant Commissioner

Date: May 22, 2001

RE: 2001 Title IX Forms Submission

School Todd County Central Reviewed By GARY W. LAWSON (502) 875-3817

The following is a status report regarding the required 2000 - 2001 Title IX submission of forms due in to the KHSAA office by April 15, 2001. Appropriate audit personnel have reviewed these forms and the following is a summary of this review.

I. Checklist of Forms properly submitted in a satisfactory manner:

- GE 19 (Annual Verification)
- T-1 (Summary Program Chart 1)
- T-2 (Summary Program Chart 2)
- T-3 (Summary Program Chart 3)
- T-4 (Summary Program Chart 4)
- T-41 (Checklist - Overall Interscholastic Program)
- T-60 (Corrective Action Plan)
- T-63 (Interscholastic Survey Results)

II. Status

A. 2000 - 2001 Forms are satisfactory and no further information or action is necessary at this time.

B. Errors have been noted with respect to the following forms and corrected copies are being returned to you for placement in your Title IX file to ensure proper submission in the future.

(1) Errors in T-1 form, are corrected on attachment - please place corrected forms in your Title IX file.

(2) Total number of participants on T-2 (last 5 years) is same as T-1 total participants - please re-check for accuracy -

C. The following forms were omitted and must be submitted by school representatives.

D. Other Recommendation and Comments:

**ACCOMMODATION OF INTERESTS AND ABILITIES
SUMMARY PROGRAM CHART 1**

KHSAA Form No. T1
Rev. 1/01

Participation Opportunities Test One

Program	Enrollment (1)	Percentage of Total Enrollment (3)	Number of Interscholastic Participants (double and triple count) (4)	Percent of Total Participation (5)
GIRLS	255	.503	101	43.5%
BOYS	251	.496	131	56.5%
Totals (2)	506	100%	232	100%

101 + 232 = 43.5%
131 + 232 = 56.5%

Instructions:

*Number of 8th grade students & below used in Column 4 calculations if applicable: 13

- Determine the total number of girls enrolled.
Determine the total number of boys enrolled.
- Add the total number of girls and boys enrolled to determine total enrollment.
- Calculate the percentage of total enrollment that is female. Calculate the percentage of total enrollment that is male.
- Ask the head coaches to review the most updated eligibility or squad lists for their teams. Ask coaches to confirm the names of those individuals who are on the team as of the first date of competition, and cross out the names of those who were cut from the team or quit the team prior to the first competitive event. Determine the total number of interscholastic athletics participants that are girls. In order to determine the total number of athletics participants an individual should be counted each time he or she participates on a team. For example, if Jane Doe competes on the varsity volleyball team, the junior varsity volleyball team, the junior varsity basketball team, and the varsity softball team, she should be counted as four participants (do not include club or intramural sports participants or cheerleaders). Calculate the same way for boys and girls. * In addition, should 8th grade students and below play on a Freshman, Junior Varsity, or Varsity team, they should also be counted for each team and sport they participate in. If applicable, please asterisk the above notation as to how many 8th grade students & below are included.
- Calculate the percentage of female participation (Column 1) based on information from (Column 4).

Calculate the percentage of male participation (Column 1) based on information from (Column 4).

Note: While being within three percent is not a formal compliance standard; if the percent listed in Column 5 is within 3% of Column 3, then it provides a good target within which compliance is likely.

Signature: Jimmy N. Chapman AD Date: 4/6/01

**ACCOMMODATION OF INTERESTS AND ABILITIES
SUMMARY PROGRAM CHART 2**

Participation Opportunities Test Two

* reminder: the number of new participants begins with our Title IX 2000 report.

Program	Number of Teams Currently Offered (1)	Number of Teams Added in Last Five Years (2)	Number of Participants Added in Last Five Years (3)	Percent of Total Participation By Sex (4)
GIRLS	varsity: 5 <i>golf, volleyball, bsktball, softball, track</i>	1 <i>volleyball</i>	61	60%
	j.v.: 3 <i>bsktball, volleyball, softball</i>	1 <i>volleyball</i>	33	33%
	frosh: 1 <i>basketball</i>		7	7%
	other:			
	total: 9	2	101	100%
BOYS	varsity: 5 <i>football, golf, bsktball, baseball, track</i>		94	72%
	j.v.: 2 <i>basketball, baseball</i>		32	24%
	frosh: 1 <i>basketball</i>		5	4%
	other:			
	total: 8	0	131	100%

Calculate the number of interscholastic teams offered for girls at each competitive level (for example, varsity, junior varsity, and freshman levels).

Calculate the number of interscholastic teams that have been added in the last five years at each competitive level.


Determine the total number of participants that are currently on the teams that were added in the last five years.

Calculate the percentage of participants that have been added in the last five years. For example, if girls' varsity soccer (22 participants), junior varsity soccer (18 participants), junior varsity golf (8 participants), and freshman softball (15 participants) have been added in the last five years, then 63 participation opportunities have been added for girls. If the total number of female participants in the program is 300 (taken from Form T-1, Column 4), then 21% of the current opportunities (63 of 300) have been added in the last five years. Note: The total number of male/female participants should be the same as Column 4 on Summary Program Chart 1 on Form T-1.

If the percentage of current female participants added in the last five years is 25% or greater, compliance with test may be possible. If less than 25%, then compliance with test three should be analyzed. **CAUTION:** 25% is not a compliance standard. The count shall be taken on the first day of competition for students that are officially members of the team.

Signature: Jimmy H. Chapman AO Date: 4/6/01

APR 12 2001



KENTUCKY HIGH SCHOOL ATHLETIC ASSOCIATION

TITLE IX

MEMBER SCHOOLS 2000-2001 ANNUAL REPORT FORMS

Submitted to KHSAA
By April 15, 2001

Kentucky High School Athletic Association

Memorandum

To: Superintendent and Principal

From: Louis Stout , Commissioner

Date: December 8, 2000

Subject: **Required Title IX Forms
2000-2001 School Year**

The Kentucky High School Athletic Association, with the approval of the Kentucky Department of Education, has finalized the 2000-2001 Title IX plans for KHSAA member schools.

With your 1999-2000 Title IX submission, all schools have now completed the initial Title IX Audit Review. It is our opinion that this 2000-2001 update, and submission of certain forms, will adequately supplement your schools' efforts to be in compliance with Title IX.

Enclosed please find a copy of the required forms to be submitted, with appropriate signatures, to the KHSAA not later than April 15, 2001.

1. Form GE-19 (KHSAA Annual Verification of Title IX Procedures)
2. Forms T-1 through T-4 (Summary Forms for Determining Students Interests and Abilities)
3. Form T-41 (Checklist for the Overall Interscholastic Athletics Program)
4. Form T-60 (Updated Corrective Action Plan)
5. Form T-63 (Summary of the Interscholastic Student Interest Survey)

A re-cap of the KHSAA requirements for Title IX are as follows:

1. Gender Equity Review Committees shall be in place to address local concerns and meet a minimum of three times each year with minutes of the meetings kept in the school's Title IX File. The committee shall monitor progress with regard to the school's Corrective Action Plan goals and address Title IX issues at the school.
2. Schools need to keep their permanent Title IX File current to include copies of all information submitted to the KHSAA.
3. Schools must currently conduct, a Student Interest Survey (Form T-61), on an annual basis. Student Interest Surveys must be kept on file for the previous two years and may be examined by the visiting KHSAA Audit Team. The Student Interest Surveys shall include students in Grades 9, 10 and 11. Grade 12 may be included as well. Grade 8 students may also be included if they are in middle schools that feed into the high school.

The KHSAA Audit Team members will continue to visit 20% of the membership this year to assist schools with their compliance program. The KHSAA Annual Delegate Assembly Meeting scheduled for January 9, 2001 will once again include a workshop on Title IX requirements and current issues.

The KHSAA remains available at any time to assist you with this important project.



**KENTUCKY HIGH SCHOOL ATHLETIC ASSOCIATION
ANNUAL VERIFICATION OF TITLE IX PROCEDURES**
(To be submitted by April 15, 2001 along with other required forms)

The Todd Co. Central High School, Elkton, Kentucky
(Name of High School) (City)

certifies to the Kentucky High School Athletic Association that the following is an accurate and true representation of the facts surrounding compliance with Title 20, U.S.C. Titles 1681-1688, et. Seq. (also known as Title IX)

I certify the following provisions in accordance with records at the school contained in the permanent Title IX file, and to the best of my knowledge have completed the following tasks. (All boxes must be checked)

Established a gender equity committee at the high school. (list committee personnel provide attachment if necessary)

Name	Address	Phone	Title
<u>Jimmy Chapman</u>	<u>806 S. Main Elkton, KY</u>	<u>(270) 265-2506</u>	<u>Athletic Director</u>
<u>David Edgin</u>	<u>806 S. Main Elkton, KY</u>	<u>(270) 265-2506</u>	<u>Teacher / Coach</u>
<u>James Oller</u>	<u>Box 654 Elkton, KY</u>	<u>(270) 265-2391</u>	<u>Retired Teacher / Coach</u>
<u>Kathy Hutchison</u>	<u>354 Vicks Branch Rd. Olmstead</u>	<u>(270) 265-5115</u>	<u>Parent</u>
<u>Tommy Dye</u>	<u>864 Hammackville Rd, Trenton, KY</u>	<u>(270) 466-5197</u>	<u>Parent</u>
<u>Jaime Dye</u>	<u>864 Hammackville Rd Trenton, KY</u>	<u>(270) 466-5197</u>	<u>Student Athlete</u>
<u>Andre Leavell</u>	<u>107 Leavell Ln. Elkton, KY</u>	<u>(270) 265-5378</u>	<u>Student Athlete</u>

Scheduled a minimum of three meetings during the 2000-2001 school year on the following dates:
11/20/2000
04/06/2001
05/31/2001

Designated the following person as the Title IX coordinator for the school:
Jimmy H. Chapman Athletic Director 806 South Main
Elkton, KY 42220 (270) 265-2506
Name Title Address Phone

School personnel is continuing to make periodic reviews of the boys and girls athletics program reflected in the Corrective Action Plan.

In addition to the above information, the above referenced school maintains a complete permanent file relative to Title IX records including copies of the self-assessment audit, all corrective action plans, and other related materials.

Jimmy H. Chapman AD 4/6 / 2001
(School Authorized Signature) Position (Principal, Designated Rep) (Date)
Charles E. Wilson Dave Brown
(Superintendent Signature) (School Board Chairperson)

ACCOMMODATION OF INTERESTS AND ABILITIES
SUMMARY PROGRAM CHART 1

Participation Opportunities Test One

Program	Enrollment (1)	Percentage of Total Enrollment (3)	Number of Interscholastic Participants (double and triple count) (4)	Percent of Total Participation (5)
GIRLS	255	.503	101	40
BOYS	251	.496	131	53
Totals (2)	506	100%	232	100%

Instructions:

*Number of 8th grade students & below used in Column 4 calculations if applicable: 13

- 1) Determine the total number of girls enrolled.
Determine the total number of boys enrolled.
- 2) Add the total number of girls and boys enrolled to determine total enrollment.
- 3) Calculate the percentage of total enrollment that is female. Calculate the percentage of total enrollment that is male.
- 4) Ask the head coaches to review the most updated eligibility or squad lists for their teams. Ask coaches to confirm the names of those individuals who are on the team as of the first date of competition, and cross out the names of those who were cut from the team or quit the team prior to the first competitive event. Determine the total number of interscholastic athletics participants that are girls. In order to determine the total number of athletics participants an individual should be counted each time he or she participates on a team. For example, if Jane Doe competes on the varsity volleyball team, the junior varsity volleyball team, the junior varsity basketball team, and the varsity softball team, she should be counted as four participants (do not include club or intramural sports participants or cheerleaders). Calculate the same way for boys and girls. * In addition, should 8th grade students and below play on a Freshman, Junior Varsity, or Varsity team, they should also be counted for each team and sport they participate in. If applicable, please asterisk the above notation as to how many 8th grade students & below are included.
- 5) Calculate the percentage of female participation (Column 1) based on information from (Column 4).

Calculate the percentage of male participation (Column 1) based on information from (Column 4).

Note: While being within three percent is not a formal compliance standard; if the percent listed in Column 5 is within 3% of Column 3, then it provides a good target within which compliance is likely.

Signature: Jimmy N. Chapman AD Date: 4/6/01

ACCOMMODATION OF INTERESTS AND ABILITIES
SUMMARY PROGRAM CHART 2

Participation Opportunities Test Two

* reminder: the number of new participants begins with our Title IX 2000 report.

Program	Number of Teams Currently Offered (1)	Number of Teams Added in Last Five Years (2)	Number of Participants Added in Last Five Years (3)	Percent of Total Participation By Sex (4)
GIRLS	varsity: 5 <i>golf, volleyball, basketball, softball, track</i>	1 <i>volleyball</i>	61	60%
	j.v.: 3 <i>basketball, volleyball, softball</i>	1 <i>volleyball</i>	33	33%
	frosh: 1 <i>basketball</i>		7	7%
	other:			
	total: 9	2	101	100%
BOYS	varsity: 5 <i>football, golf, basketball, baseball, track</i>		94	72%
	j.v.: 2 <i>basketball, baseball</i>		32	24%
	frosh: 1 <i>basketball</i>		5	4%
	other:			
	total: 8	0	131	100%

- 1) Calculate the number of interscholastic teams offered for girls at each competitive level (for example, varsity, junior varsity, and freshman levels).
- 2) Calculate the number of interscholastic teams that have been added in the last five years at each competitive level.
- 3) Determine the total number of participants that are currently on the teams that were added in the last five years.
- 4) Calculate the percentage of participants that have been added in the last five years. For example, if girls' varsity soccer (22 participants), junior varsity soccer (18 participants), junior varsity golf (8 participants), and freshman softball (15 participants) have been added in the last five years, then 63 participation opportunities have been added for girls. If the total number of female participants in the program is 300 (taken from Form T-1, Column 4), then 21% of the current opportunities (63 of 300) have been added in the last five years. Note: The total number of male/female participants should be the same as Column 4 on Summary Program Chart 1 on Form T-1.

Note: If the percentage of current female participants added in the last five years is 25% or greater, compliance with test two may be possible. If less than 25%, then compliance with test three should be analyzed. **CAUTION:** 25% is not a formal compliance standard. The count shall be taken on the first day of competition for students that are officially members of the team.

Signature: *Jimmy H. Chapman* *AO* Date: *4/6/01*

ACCOMMODATION OF INTERESTS AND ABILITIES

SUMMARY PROGRAM CHART 3

Participation Opportunities Test Three

If girls are underrepresented in the interscholastic athletics program, answer the following questions for girls only. If boys are underrepresented in the interscholastic athletics program, answer the following questions for boys only.	GIRLS		BOYS
1. Is there an intramural team offered in a sport not now available in the interscholastic athletics program? (YES or NO)	NO		NO
2. For a sport <u>not</u> currently offered, is there sufficient interest to form a viable interscholastic team based on participation on an intramural team or community recreation teams? (YES or NO)	NO		NO
3. For a sport currently offered, is there enough interest to form a viable team for a junior varsity, freshman, or other interscholastic level that is not currently offered? (YES or NO)	NO		NO
4. If you answered yes to question one, two, or three, are there enough other high schools in your school's normal competitive region offering the sport and competitive level of sport to constitute enough competition for a reasonable competitive schedule? (YES or NO)			

Signature: Jim H. Chopin AD Date: 4/6/01

**ACCOMMODATION OF INTERESTS AND ABILITIES
SUMMARY PROGRAM CHART 4**

Levels of Competition Test One

Team Levels	GIRLS	BOYS
Total Number of Athletics Participants in All Levels	101	131
1. Number of Varsity Teams Offered	5	5
2. Number of Participants on all Varsity Teams	61	94
3. Percentage of Total Varsity Participants By Sex	60%	72%
4. Number of Junior Varsity Teams Offered	3	2
5. Number of Participants on all Junior Varsity Teams	33	32
6. Percentage of Total Junior Varsity Participants By Sex	33%	24%
7. Number of Freshman Teams Offered	1	1
8. Numbers of Participants on all Freshman Teams	7	5
9. Percentage of Total Freshman Participants By Sex	7%	5%

- 1) Determine the number of teams at the varsity, junior varsity, and freshman levels for boys and girls. (#1, 4, 7)
- 2) Determine the total number of participants for boys and girls at each competitive level. (#2, 5, 8)
- 3) Calculate the percentage of female and male participants at each level. (3, 6, 9)
 Example: Take the total number of female participants from the Summary Program Chart I (Form T-1) and divide it into the number of total participants for each varsity, junior varsity and freshman level. Perform the same calculation for male participants. For example, if there are a total of 300 female participants, and 180 girls are on varsity teams, 80 girls on junior varsity teams, and 40 girls on freshman teams, then 60% of girls' participation opportunities are at the varsity level (180 divided by 300), 27% are at the junior varsity level (80 divided by 300), and 13% are at the freshman level (40 divided by 300). If there are a total of 400 male participants, and 250 participate at the varsity level, 100 boys participate on junior varsity teams, and 50 boys participate on freshman teams, then 63% of boys participate at the varsity level (250 divided by 400), 25% compete at the junior varsity level (100 divided by 400), and 13% compete at the freshman level (50 divided by 400).

Signature: *Greg H. Chapman AD* Date: 4/6/06

2000-2001 KHSAA TITLE IX ATHLETICS AUDIT

Checklist - Overall Interscholastic Athletics Program

Areas of Compliance	ADVANTAGE TO		
	GIRLS' PROGRAM	BOYS' PROGRAM	NEITHER PROGRAM (Compliance)
Equipment and Supplies			✓
Scheduling of Games and Practice Time			✓
Travel and Per Diem Allowances			✓
Coaching			✓
Locker Rooms, Practice and Competitive Facilities			✓
Medical and Training Facilities and Services			✓
Publicity			✓
Support Services			✓
Athletic Scholarships**			Not Applicable
Tutoring**			Available through Extended Sch. Svcs. and Peer tutors - ✓
Housing and Dining Facilities and Services**			Not Applicable
Recruitment of Student Athletes**			Not Applicable

** Athletic scholarships, tutoring specifically for athletes, housing and dining facilities and services, and recruitment of student athletes are usually not relevant at the high school level.

Signature: *Jim N. Chapman AD* Date: 4/6/01

INTERSCHOLASTIC ATHLETICS STUDENT SURVEY

replaces KHSAA Form T61

Please mark only one (1) choice in each category.

1. Is the School District offering the interscholastic sport(s) you want to play?

- Yes
- No, I want to play _____
- I am not interested in athletics

* due to facility limitations -

2. During the fall season, which interscholastic sport would you like to play?

- Football
- Girls' Volleyball
- Boys' Cross Country
- Girls' Cross Country
- Boys' Golf
- Girls' Golf
- Other _____
- I would not participate

no swimming pool

3. During the winter season, which interscholastic sport would you like to play?

- Boys' Basketball
- Girls' Basketball
- Other _____
- I would not participate

4. During the spring season, which interscholastic sport would you like to play?

- Boys' Track
- Girls' Track
- Girls' Fastpitch Softball
- Boys' Baseball
- Other _____
- I would not participate

5. Do you participate in non-school sports activities? If so, what sport(s)?

- Yes _____
- No

6. Are you currently participating in any interscholastic athletics during any season?

- Yes
- No - Why don't you participate in interscholastic athletics?
 - I prefer other activities such as band, chorus, etc.
 - I don't have time
 - It's too expensive
 - Working
 - Other _____

Optional:

Name: _____

Age: _____

INTERSCHOLASTIC ATHLETICS SURVEY
 Summary Of Student Responses

Instructions:

1. Summarize the Student Athletics Interest Surveys by listing the total number of responses on the line next to each sport.
2. Under the other category please provide a listing of the sports as well as the number of students who are interested in participating.
3. Please sign and date the Summary Form (T-63) and mail the Summary Form only to the KHSAA by April 15, 2001. Do not mail the original.

Date: 4/6/01
 Completed By: [Signature]

Fall Sports (List Total Number of Participation Responses)

76 Football
48 Girls' Volleyball
1 Boys' Volleyball
2 Boys' Cross-Country
6 Girls' Cross-Country
1 Girls' Field Hockey
13 Boys' Golf
7 Girls' Golf
4 Boys' Soccer
18 Girls' Soccer

Winter Sport (List Total Number of Responses)

61 Boys' Basketball
40 Girls' Basketball
1 Boys' Swimming & Diving
 _____ Girls' Swimming & Diving
3 Boys' Wrestling
 _____ Girls' Gymnastics
 _____ Boys' Indoor Track
 _____ Girls' Indoor Track

Spring Sport (List Total Number of Responses)

25 Boys' Track
16 Girls' Track
4 Girls' Tennis
 _____ Boys' Tennis
 _____ Girls' Slow Pitch Softball
23 Girls' Fast Pitch Softball
42 Boys' Baseball

Other Sports (From Survey Question 10)

Name of Sport	Number of Students Interested In Participating
Lacrosse	2

Number of Students who participate in Intramural Sports. (From Survey Question 5)

Sport	Number
not indicated- Adv. PE seems to be solution for those who want to do	

List Intramural Sports students are interested in adding: (From Survey Question 6)

Sport	Number
Soccer	2

Participation in Non-School Sports Activities (From Survey Question 7)


Sport	Number
Church Volleyball	1
Babe Ruth Baseball	5
Soccer	7
Baseball	12

Reasons for not participating in interscholastic athletics. (From Survey Question 8)

Response	Number
I prefer other activities such as band, chorus, etc.	
93 I don't have time	
1 The practice schedules and game times are inconvenient	
8 The sport I like isn't offered	
It's too expensive	
30 I prefer to participate in club or intramural sports	
61 Working	
59 Other	

Student Suggestions to encourage participation

* Our student population isn't always interested in athletics - cars and jobs take the number one spot in our rural area. The opportunities are available for the taking.


Signature

4/6/01
Date

School Year: 2001-2002
Signature: [Signature]
Date: 4/26/01

**TITLE IX
CORRECTIVE ACTION PLAN**

To utilize this form indicate the intended area which needs corrective action and the suggested change time table for implementation. You may copy this form as needed. Please attach corrective action plans along with audit forms and submit by April 15, 2001.

ITEM FOR CORRECTION	SUGGESTED CHANGE	TIME TABLE FOR CORRECTIVE ACTION
<p>More Friday night basketball games for girls</p>	<p>scheduling changes with new contracts</p>	<p>2001-2002 contracts being completed</p>

School Year: 2001-2002
Signature: [Signature] AD
Date: 4/16/01

**TITLE IX
CORRECTIVE ACTION PLAN**

To utilize this form indicate the intended area which needs corrective action and the suggested change time table for implementation. You may copy this form as needed. Please attach corrective action plans along with audit forms and submit by April 15, 2001.

ITEM FOR CORRECTION	SUGGESTED CHANGE	TIME TABLE FOR CORRECTIVE ACTION
<p>Bringing Baseball Field into Alignment — Facilities</p>	<p>* see attachment fencing from left field to right field line 2002 - backstop + dugouts updated</p>	<p>beginning April 2001 - completion prior to 4-30-01</p>

Title IX Corrective Action Plan

Item for Correction:

Baseball Facility needs to be brought to equal standards of Softball Facility.

Suggested Change:

✓ Add Pressbox/Concession Stand and Electronic Scoreboard.

completed 4-2000

Timetable:

April 2000 work began on facility. Athletic Director working with Building Principal, District Buildings and Facilities Director and Superintendent established the need for this building project. Although this will skew financial expenditures for this year, the work is necessary to bring it into alignment. Local Coca-Cola Bottling Company donated electronic scoreboard comparable to girls.

2001 will see fencing project

2002 will see new backstop

School Year: 2001 - 2002
Signature: [Signature]
Date: 4/6/01

TITLE IX
CORRECTIVE ACTION PLAN

To utilize this form indicate the intended area which needs corrective action and the suggested change time table for implementation. You may copy this form as needed. Please attach corrective action plans along with audit forms and submit by April 15, 2001.

ITEM FOR CORRECTION	SUGGESTED CHANGE	TIME TABLE FOR CORRECTIVE ACTION
Football playing field	Re seed playing area	4-2001 Phase 2 Renovation will * bring improvement to the restrooms (handicap accessible), concession area, press box and bleachers (wooden to alum.)

School Year: 2001-2002
Signature: [Signature]
Date: 4/6/01

TITLE IX
CORRECTIVE ACTION PLAN

To utilize this form indicate the intended area which needs corrective action and the suggested change time table for implementation. You may copy this form as needed. Please attach corrective action plans along with audit forms and submit by April 15, 2001.

ITEM FOR CORRECTION	SUGGESTED CHANGE	TIME TABLE FOR CORRECTIVE ACTION
Basketball floor	<p>** We have requested additional locker room facilities during renovation - we 3 - 2 male and 1 female. This change would be most welcome for us as we host ballgames</p>	<p>* Phase 2 will see a new playing floor and cleaning up of our gym area.</p> <p>** deferred until we as a District can meet with private contractors rather than through renovation. due to cost</p>