



**KENTUCKY HIGH SCHOOL ATHLETIC ASSOCIATION
ANNUAL VERIFICATION OF TITLE IX PROCEDURES
(To be submitted by April 15, 2001 along with other required forms)**

The Union County High School, Morganfield, Kentucky
(Name of High School) (City)

certifies to the Kentucky High School Athletic Association that the following is an accurate and true representation of the facts surrounding compliance with Title 20, U.S.C. Titles 1681-1688, et. Seq. (also known as Title IX)

I certify the following provisions in accordance with records at the school contained in the permanent Title IX file, and to the best of my knowledge have completed the following tasks. (All boxes must be checked)

- Established a gender equity committee at the high school. (list committee personnel provide attachment if necessary)

| Name | Address | Phone | Title |
|--------------------------|---------|-------|-------|
| *****SEE ATTACHMENT***** | | | |
| | | | |
| | | | |
| | | | |
| | | | |
| | | | |

- Scheduled a minimum of three meetings during the 2000-2001 school year on the following dates:

| | |
|-----------------------|--------------------------|
| <u>June 09, 2000</u> | <u>November 17, 2000</u> |
| <u>March 09, 2001</u> | <u>May 11, 2001</u> |

- Designated the following person as the Title IX coordinator for the school:

| | | | |
|------------------|------------------|---|---------------------|
| <u>Mike Beck</u> | <u>Principal</u> | <u>600 East Main Princeton KY 42445</u> | <u>270-365-0216</u> |
| Name | Title | Address | Phone |

- School personnel is continuing to make periodic reviews of the boys and girls athletics program reflected in the Corrective Action Plan.

- In addition to the above information, the above referenced school maintains a complete permanent file relative to Title IX records including copies of the self-assessment audit, all corrective action plans, and other related materials.

| | | |
|--|--|----------------------------------|
| <u>Mike Beck</u> (School Authorized Signature) | <u>Principal</u> Position (Principal, Designated Rep) | <u>March 17, 20 01</u> (Date) |
| <u>David Holland</u> (Superintendent Signature) | <u>Thomas E Long</u> (School Board Chairperson) | |

**UNION COUNTY HIGH SCHOOL
GENDER EQUITY COMMITTEE MEMBERS
2000-01**

| | | | |
|--|------------------------------|-----------------------------|---------------------|
| Mike Beck Principal | 600 East Main | Princeton KY 42445 | 270-365-0216 |
| Sam Smith Title IX Coordinator | 2951 SR 270 E | Sturgis KY 42459 | 270-333-2458 |
| John Belt Building & Grounds | 18 Willow Loop | Sturgis KY 42459 | 270-333-4970 |
| Connie Thomas Board Member | 1870 SR 871 | Morganfield KY 42437 | 270-389-0461 |
| Lynnwood Parsons Girls Basketball Coach | 47 Senate Ave | Morganfield KY 42437 | 270-389-0888 |
| Antonette Healy Teacher/Assistant Girl's Soccer Coach | 601 S. Webster | Morganfield KY 42437 | 270-389-1526 |
| Rose Shouse Teacher | 4262 SR 758 | Morganfield KY 42437 | 270-333-2530 |
| Claudia Stocking Assistant Principal | 338 Chimney Hill Lane | Henderson KY 42420 | 270-827-8839 |
| Charlie B. Paris Athletic Director | 909 JD Henry Road | Sturgis KY 42459 | 270-333-4565 |
| James Watkins Parent | 524 Union Street | Morganfield KY 42437 | 270-389-4743 |
| Brooke White Teacher | 5986 US Hwy 60 W | Sturgis KY 42459 | 270-333-7292 |

ACCOMMODATION OF INTERESTS AND ABILITIES

SUMMARY PROGRAM CHART 1

Participation Opportunities Test One


| Program | Enrollment (1) | Percentage of Total Enrollment (3) | Number of Interscholastic Participants (double and triple count) (4) | Percent of Total Participation (5) |
|------------|----------------|------------------------------------|--|------------------------------------|
| GIRLS | 341 | 47% | 125 | 37% |
| BOYS | 389 | 53% | 240 | 62% |
| Totals (2) | 730 | 100% | 100% | |

Instructions:

- 1) Determine the total number of girls enrolled.
Determine the total number of boys enrolled.
- 2) Add the total number of girls and boys enrolled to determine total enrollment.
- 3) Calculate the percentage of total enrollment that is female. Calculate the percentage of total enrollment that is male.
- 4) Ask the head coaches to review the most updated eligibility or squad lists for their teams. Ask coaches to confirm the names of those individuals who are on the team as of the first date of competition, and cross out the names of those who were cut from the team or quit the team prior to the first competitive event. Determine the total number of interscholastic athletics participants that are girls. In order to determine the total number of athletics participants an individual should be counted each time he or she participates on a team. For example, if Jane Doe competes on the varsity volleyball team, the junior varsity volleyball team, the junior varsity basketball team, and the varsity softball team, she should be counted as four participants (do not include club or intramural sports participants or cheerleaders). Calculate the same way for boys and girls.
- 5) Calculate the percentage of female participation (column 1) based on information from (column 4).

Calculate the percentage of male enrollment (column 1) based on information from (column 4).

Note: While being within three percent is not a formal compliance standard; if the percent listed in column 5 is within 3% of column 3 then it provides a good target within which compliance is likely.

Signature:  Date: March 9, 2001

ACCOMMODATION OF INTERESTS AND ABILITIES
SUMMARY PROGRAM CHART 2

Participation Opportunities Test Two

| Program | Number of Teams Currently Offered (1) | Number of Teams Added in Last Five Years (2) | Number of Participants Added in Last Five Years (3) | Percent of Total Participation By Sex (4) |
|---------|---------------------------------------|--|---|---|
| GIRLS | varsity: 7 | 1 | 18/125 | 14% |
| | j.v.: 3 | 1 | 18/125 | 14% |
| | frosh: 1 | | | |
| | other: | | | |
| | total: 11 | | | |
| BOYS | varsity: 9 | | | |
| | j.v.: 5 | | | |
| | frosh: 1 | | | |
| | other: | | | |
| | total: 15 | 2 | 36/125 | 29% |

- 1) Calculate the number of interscholastic teams offered for girls at each competitive level (for example, varsity, junior varsity, and freshman levels).
- 2) Calculate the number of interscholastic teams that have been added in the last five years at each competitive level.
- 3) Determine the total number of participants that are currently on the teams that were added in the last five years.
- 4) Calculate the percentage of participants that have been added in the last five years. For example, if girls' varsity soccer (22 participants), junior varsity soccer (18 participants), junior varsity golf (8 participants), and freshman softball (15 participants) have been added in the last five years, then 63 participation opportunities have been added for girls. If the total number of female participants in the program is 300, taken from form T-1, column 4 then 21% of the current opportunities (63 of 300) have been added in the last five years. Note: The total number of male/female participants should be the same as item 4 on Summary Program Chart 1 on form T-1.

Note: If the percentage of current female participants added in the last five years is 25% or greater, compliance with test two may be possible. If less than 25%, then compliance with test three should be analyzed. CAUTION: 25% is not a formal compliance standard. The count shall be taken on the first day of competition for students that are officially members of the team.

Signature: *Mike Galt* Date: *March 9, 2001*

ACCOMMODATION OF INTERESTS AND ABILITIES

SUMMARY PROGRAM CHART 3

Participation Opportunities Test Three

| If girls are underrepresented in the interscholastic athletics program, answer the following questions for girls only. If boys are underrepresented in the interscholastic athletics program, answer the following questions for boys only. | GIRLS | | BOYS |
|---|-------|--|------|
| 1. Is there an intramural team offered in a sport not now available in the interscholastic athletics program? (YES or NO) | Yes | | |
| 2. For a sport <u>not</u> currently offered, is there sufficient interest to form a viable interscholastic team based on participation on an intramural team or community recreation teams? (YES or NO) | Yes | | |
| 3. For a sport currently offered, is there enough interest to form a viable team for a junior varsity, freshman, or other interscholastic level that is not currently offered? (YES or NO) | Yes | | |
| 4. If you answered yes to question one, two, or three, are there enough other high schools in your school's normal competitive region offering the sport and competitive level of sport to constitute enough competition for a reasonable competitive schedule? (YES or NO) | Yes | | |

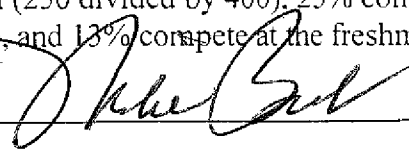

Signature: Mike Boy Date: March 9, 2001

ACCOMMODATION OF INTERESTS AND ABILITIES
SUMMARY PROGRAM CHART 4

Levels of Competition Test One

| Team Levels | | |
|---|-------|------|
| Total Number of Athletics Participants in All Levels | GIRLS | BOYS |
| 1. Number of Varsity Teams Offered | 7 | 9 |
| 2. Number of Participants on all Varsity Teams | 72 | 150 |
| 3. Percentage of Total Varsity Participants By Sex | 58% | 62% |
| 4. Total Number of Male Participants At All Levels | 125 | 240 |
| 5. Number of Junior Varsity Teams Offered | 3 | 5 |
| 6. Number of Participants on all Junior Varsity Teams | 45 | 81 |
| 7. Percentage of Total Junior Varsity Participants By Sex | 36% | 34% |
| 8. Number of Freshman Teams Offered | 1 | 1 |
| 9. Numbers of Participants on all Freshman Teams | 8 | 9 |
| 10. Percentage of Total Freshman Participants By Sex | 6% | 4% |

- 1) Determine the number of teams at the varsity, junior varsity, and freshman levels for boys and girls. (#1, 5, 8)
- 2) Determine the total number of participants for boys and girls at each competitive level. (#2, 6, 9)
- 3) Calculate the percentage of female and male participants at each level. (3, 6, 9)
 Example: Take the total number of female participants from the Summary Program Chart 1 (form T-1) and divide it into the number of total participants for each level, varsity, junior varsity and freshman levels. Perform the same calculation for male participants. For example, if there are a total of 300 female participants, and 180 girls are on varsity teams, 80 girls on junior varsity teams, and 40 girls on freshman teams, then 60% of girls' participation opportunities are at the varsity level (180 divided by 300), 27% are at the junior varsity level (80 divided by 300), and 13% are at the freshman level (40 divided by 300). If there are a total of 400 male participants, and 250 participate at the varsity level, 100 boys participate on junior varsity teams, and 50 boys participate on freshman teams, then 63% of boys participate at the varsity level (250 divided by 400), 25% compete at the junior varsity level (100 divided by 400), and 13% compete at the freshman level (50 divided by 400).

Signature:  Date: 

2000-2001 KHSAA TITLE IX ATHLETICS AUDIT

Checklist - Overall Interscholastic Athletics Program

| Areas of Compliance | ADVANTAGE TO | | |
|---|-------------------|------------------|------------------------------------|
| | GIRLS' PROGRAM | BOYS' PROGRAM | NEITHER PROGRAM (Compliance) |
| Opportunities | | ✓ | |
| Equipment and Supplies | | | ✓ |
| Scheduling of Games and Practice Time | | | ✓ |
| Travel and Per Diem Allowances | | ✓ | |
| Coaching | | | ✓ |
| Locker Rooms, Practice and Competitive Facilities | | | ✓ |
| Medical and Training Facilities and Services | | | ✓ |
| Publicity | | | ✓ |
| Support Services | | | ✓ |
| Athletic Scholarships** | | | |
| Tutoring** | | | |
| Housing and Dining Facilities and Services** | | | |
| Recruitment of Student Athletes** | | | |

** Athletic scholarships, tutoring specifically for athletes, housing and dining facilities and services, and recruitment of student athletes are usually not relevant at the high school level.

Signature: _____

Date: _____

INTERSCHOLASTIC ATHLETICS SURVEY
Summary Of Student Responses

Instructions:

1. Summarize the Student Athletics Interest Surveys by listing the total number of responses on the line next to each sport.
2. Under the other category please provide a listing of the sports as well as the number of students who are interested in participating.
3. Please sign and date the Summary Form (T-64) and mail the Summary Form only to the KHSAA by April 15, 2001. Do not mail the original.

Date: 3/9/01
Completed By: Mike Best

Fall Sports (List Total Number of Participation Responses)

152 Football
99 Girls' Volleyball
60 Boys' Volleyball
28 Boys' Cross-Country
23 Girls' Cross-Country
8 Girls' Field Hockey
63 Boys' Golf
18 Girls' Golf
42 Boys' Soccer
37 Girls' Soccer

Winter Sport (List Total Number of Responses)

117 Boys' Basketball
56 Girls' Basketball
57 Boys' Swimming & Diving
93 Girls' Swimming & Diving
67 Boys' Wrestling
59 Girls' Gymnastics
42 Boys' Indoor Track
17 Girls' Indoor Track

Spring Sport (List Total Number of Responses)

68 Boys' Track
28 Girls' Track
48 Girls' Tennis
33 Boys' Tennis
31 Girls' Slow Pitch Softball
57 Girls' Fast Pitch Softball
110 Boys' Baseball

Other Sports (From Survey Question 10)

| Name of Sport | Number of Students Interested In Participating |
|----------------------|--|
| <u>BAD Mitten</u> | <u>12</u> |
| <u>Hockey</u> | <u>5</u> |
| <u>KICKBALL</u> | <u>7</u> |
| <u>Dance</u> | <u>10</u> |
| <u>MARTIAL ARTS</u> | <u>5</u> |
| <u>SKATING</u> | <u>9</u> |
| <u>Roller Blades</u> | <u>7</u> |
| _____ | _____ |
| _____ | _____ |

Number of Students who participate in Intramural Sports. (From Survey Question 5)

| Sport | Number |
|-------------------------|-----------|
| <u>Girls Volleyball</u> | <u>36</u> |
| <u>Basket ball</u> | <u>47</u> |
| <u>Gymnastics</u> | <u>7</u> |
| <u>Swimming</u> | <u>18</u> |
| _____ | _____ |
| _____ | _____ |

List Intramural Sports students are interested in adding: (From Survey Question 6)

| Sport | Number |
|------------------------|-----------|
| <u>BASKETBALL</u> | <u>68</u> |
| <u>Boys Volleyball</u> | <u>51</u> |
| <u>Swimming</u> | <u>33</u> |
| <u>Boxing</u> | <u>20</u> |
| <u>Gymnastics</u> | <u>19</u> |
| <u>Dance</u> | <u>19</u> |
| _____ | _____ |
| _____ | _____ |

Participation in Non-School Sports Activities (From Survey Question 7)

| Sport | Number |
|-------------------|-----------|
| <u>BASEBALL</u> | <u>38</u> |
| <u>Basketball</u> | <u>56</u> |
| <u>SOFTBALL</u> | <u>28</u> |
| <u>Soccer</u> | <u>23</u> |
| <u>Swimming</u> | <u>12</u> |
| <u>Volleyball</u> | <u>10</u> |
| _____ | _____ |
| _____ | _____ |

Reasons for not participating in interscholastic athletics. (From Survey Question 8)

| | | | |
|----|-----------|-----|--------|
| No | Responses | 330 | Number |
|----|-----------|-----|--------|

- 38 I prefer other activities such as band, chorus, etc.
- 108 I don't have time
- 40 The practice schedules and game times are inconvenient
- 48 The sport I like isn't offered
- 14 It's too expensive
- 29 I prefer to participate in club or intramural sports
- 75 Working
- 96 Other

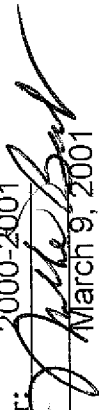
Student Suggestions to encourage participation

Free Equipment, more space, more coaches

Mike Best
Signature

3/9/01
Date

UNION CO. HIGH SCHOOL
4464 US 60
MORGANFIELD, KY 42437

School Year: 2000-2001
Signature: 
Date: March 9, 2001

**TITLE IX
CORRECTIVE ACTION PLAN**

To utilize this form indicate the intended area which needs corrective action and the suggested change time table for implementation. You may copy this form as needed. Please attach corrective action plans along with audit forms and submit by April 15, 2001.

| ITEM FOR CORRECTION | SUGGESTED CHANGE | TIME TABLE FOR CORRECTIVE ACTION |
|---|--|--|
| <p>PARTICIPATION (1) <u>Participation Opportunities</u> <u>Test 3-Full and effective accommodation of the underrepresented sex.</u> (2) If #1 above does not allow the school to meet the requirements of Test One (proportional to enrollment) or Test Two (continuing history of adding programs), (2) a. Increase the number of female participants by adding another varsity sport, or 2) b. Reduce the number of male participation by eliminating a male varsity sport.</p> | <p>(1) Formation of a girl's varsity volleyball team</p> <p>(2) After the recalculation of percentages including the number of girl's volleyball participants and in the event compliance is not achieved,</p> <p>(2)a. Explore creation of a girl's program based on survey results or,</p> <p>(2)b. Elimination of a boy's program</p> | <p>(1) Full varsity scheduling by the fall of 2001.</p> <p>(2) Fall 2001</p> <p>(2)a. Fall 2002</p> <p>(2)b. Fall 2002</p> |

School Year: 2000-2001

Signature: *Johnnie Beck*

Date: March 9, 2001

UNION CO. HIGH SCHOOL
4464 US 60
MORGANFIELD, KY 42437

**TITLE IX
CORRECTIVE ACTION PLAN**

To utilize this form indicate the intended area which needs corrective action and the suggested change time table for implementation. You may copy this form as needed. Please attach corrective action plans along with audit forms and submit by April 15, 2001.

| ITEM FOR CORRECTION | SUGGESTED CHANGE | TIME TABLE FOR CORRECTIVE ACTION |
|---|--|----------------------------------|
| <p>FACILITIES Softball field</p> | <p>Add lights and sprinkler system to the facility</p> | <p>Summer and fall of 2000</p> |

UNION CO. HIGH SCHOOL
4464 US 60
MORGANFIELD, KY 42437

School Year: 2000-2001
Signature: *D. Fisher*
Date: March 9, 2001

**TITLE IX
CORRECTIVE ACTION PLAN**

To utilize this form indicate the intended area which needs corrective action and the suggested change time table for implementation. You may copy this form as needed. Please attach corrective action plans along with audit forms and submit by April 15, 2001.

| ITEM FOR CORRECTION | SUGGESTED CHANGE | TIME TABLE FOR CORRECTIVE ACTION |
|--|---|---|
| <p>BENEFITS AFTER PARTICIPATION</p> <p>(1) Primetime scheduling of basketball and soccer doubleheaders</p> <p>(2) Accommodation of weight room to meet needs of female athletes.</p> <p>(3) Attire required conducive to Co-ed training</p> <p>(4) Resources not equal to boys and girls basketball programs</p> <p>(5) Coaching support differential between boy's and girl's basketball</p> | <p>(1) Girls play second game</p> <p>(2) Have all weights placed on racks after lifting</p> <p>(3) Proper gym attire for both genders: shirts and shorts</p> <p>(4) Balance direct budget allocations to both programs by taking away from boys and giving to girls</p> <p>(5) Make a concerted effort to secure coaching support for the girl's program, and</p> | <p>(1) Fall 2000</p> <p>(2) Summer 2000</p> <p>(3) Summer 2000</p> <p>(4) July 1, 2000, new budget cycle</p> <p>(5) Immediately</p> |

School Year: 2000-2001

Signature: *J. Peter Burt*

Date: March 9, 2001

UNION CO. HIGH SCHOOL
4464 US 60
MORGANFIELD, KY 42437

**TITLE IX
CORRECTIVE ACTION PLAN**

To utilize this form indicate the intended area which needs corrective action and the suggested change time table for implementation. You may copy this form as needed. Please attach corrective action plans along with audit forms and submit by April 15, 2001.

| ITEM FOR CORRECTION | SUGGESTED CHANGE | TIME TABLE FOR CORRECTIVE ACTION |
|--|---|---|
| <p>BENEFITS AFTER PARTICIPATION (Cont)</p> <p>(6) Facilitate better cooperation between the individual fund raising activities of Booster Clubs and individual sports programs</p> <p>(7) Balance travel and per diem benefits equitably between male and female sports</p> | <p>(6) Meet with Clubs and share concerns related to their activities and how their efforts affect compliance with Title IX. Goal is to encourage Clubs to follow Board Policies and to work to support programs holistically and not individual prerogatives. Ask Clubs to sign an agreement to follow the policies and procedures of the School and Board.</p> <p>(7) Make sure female sports have equal opportunities to travel and per diem benefits that are provided by the Board and School.</p> | <p>(6) Spring 2001</p> <p>(7) Summer 2001</p> |