

Kentucky High School Athletic Association

To: Superintendent, Principal, and Athletic Director

From: Louis Stout, Commissioner 
Brigid L. DeVries, Executive Assistant Commissioner 

Date: May 23, 2001

Subject: Review of 2000-2001 Title IX Forms

Enclosed please find a copy of a review of the 2000-2001 Title IX Forms, submitted by your school. A copy of this information must be included in your permanent Title IX file at your school. In addition, you may find an attachment with corrected copies of the forms submitted by your school personnel. Please review this information so the forms can be completed accurately in the future.

Also, KHSAA Audit Staff may have requested a re-submission of some of the 2000-2001 Title IX forms or need additional information on your athletic programs. Please submit this information by the date requested if this is applicable.

Remember your permanent Title IX file at the school must be kept current with information pertaining to your athletics program. Copies of all KHSAA required documents should be part of this file and are subject to Open Records requests.

Should you need any further information, please do not hesitate to call anytime.

Memo

To: KHSAA Member School Superintendents, Principals, and Athletic Directors

From: Louis Stout, Commissioner *(Signature)*
Brigid L. Devries, Executive Assistant Commissioner *(Signature)*

Date: May __, 2001

RE: 2001 Title IX Forms Submission

School West Carter High Reviewed By GARY W. LAWSON (502) 875-3817

The following is a status report regarding the required 2000 - 2001 Title IX submission of forms due in to the KHSAA office by April 15, 2001. Appropriate audit personnel have reviewed these forms and the following is a summary of this review.

I. Checklist of Forms properly submitted in a satisfactory manner:

- | | |
|---|--|
| <input checked="" type="checkbox"/> GE 19 (Annual Verification) | <input checked="" type="checkbox"/> T-4 (Summary Program Chart 4) |
| <input checked="" type="checkbox"/> T-1 (Summary Program Chart 1) | <input checked="" type="checkbox"/> T-41 (Checklist - Overall Interscholastic Program) |
| <input checked="" type="checkbox"/> T-2 (Summary Program Chart 2) | <input checked="" type="checkbox"/> T-60 (Corrective Action Plan) |
| <input checked="" type="checkbox"/> T-3 (Summary Program Chart 3) | <input checked="" type="checkbox"/> T-63 (Interscholastic Survey Results) |

II. Status

A. 2000 - 2001 Forms are satisfactory and no further information or action is necessary at this time.

B. Errors have been noted with respect to the following forms and corrected copies are being returned to you for placement in your Title IX file to ensure proper submission in the future.

ERRORS found in T-1 and T-2 are corrected on attachments - Please place corrected forms in your title IX file and ensure proper submission in the future.

C. The following forms were omitted and must be submitted by school representatives.

D. Other Recommendation and Comments:

All data requested after the 2-22-2001 audit visit has been submitted

**ACCOMMODATION OF INTERESTS AND ABILITIES
SUMMARY PROGRAM CHART 1**

Participation Opportunities Test One

Program	Enrollment (1)	Percentage of Total Enrollment (3)	Number of Interscholastic Participants (double and triple count) (4)	Percent of Total Participation (5)
GIRLS	238	45.6	114	47.8
BOYS	284	54.4	128	45.0
Totals (2)	522	100%	242	100%

238 + 284 = 522
114 + 128 = 242
47.8
45.0
52.9

Instructions:

*Number of 8th grade students & below used in Column 4 calculations if applicable: _____

- Determine the total number of girls enrolled. Determine the total number of boys enrolled.
- Add the total number of girls and boys enrolled to determine total enrollment.
- Calculate the percentage of total enrollment that is female. Calculate the percentage of total enrollment that is male.
- Ask the head coaches to review the most updated eligibility or squad lists for their teams. Ask coaches to confirm the names of those individuals who are on the team as of the first date of competition, and cross out the names of those who were cut from the team or quit the team prior to the first competitive event. Determine the total number of interscholastic athletics participants that are girls. In order to determine the total number of athletics participants an individual should be counted each time he or she participates on a team. For example, if Jane Doe competes on the varsity volleyball team, the junior varsity volleyball team, the junior varsity basketball team, and the varsity softball team, she should be counted as four participants (do not include club or intramural sports participants or cheerleaders). Calculate the same way for boys and girls. * In addition, should 8th grade students and below play on a Freshman, Junior Varsity, or Varsity team, they should also be counted for each team and sport they participate in. If applicable, please asterisk the above notation as to how many 8th grade students & below are included.
- Calculate the percentage of female participation (Column 1) based on information from (Column 4).

Calculate the percentage of male participation (Column 1) based on information from (Column 4).

Note: While being within three percent is not a formal compliance standard; if the percent listed in Column 5 is within 3% of Column 3, then it provides a good target within which compliance is likely.

Signature: Jim Well Date: 4-5-2001

**ACCOMMODATION OF INTERESTS AND ABILITIES
SUMMARY PROGRAM CHART 2**

Participation Opportunities Test Two

Program	Number of Teams Currently Offered (1)	Number of Teams Added in Last Five Years (2)	Number of Participants Added in Last Five Years (3)	Percent of Total Participation By Sex (4)
S	varsity:	1	16	6.7
	j.v.:	1	8	3.4
	frosh:	0	0	0
	other:	0	0	0
	total:	2	24	10.0
	varsity:	0	0	0
	j.v.:	0	0	0
	frosh:	0	0	0
	other:	0	0	0
	total:	0	0	0

14%
16 ÷ 114
7.7%
8 ÷ 114
24 ÷ 114
21.1%

Calculate the number of interscholastic teams offered for girls at each competitive level (for example, varsity, junior varsity, and freshman levels).

Calculate the number of interscholastic teams that have been added in the last five years at each competitive level.

Determine the total number of participants that are currently on the teams that were added in the last five years.

Calculate the percentage of participants that have been added in the last five years. For example, if girls' varsity soccer (22 participants), junior varsity soccer (18 participants), junior varsity golf (8 participants), and freshman football (15 participants) have been added in the last five years, then 63 participation opportunities have been added for girls. If the total number of female participants in the program is 300 (taken from Form T-1, column 4), then 21% of the current opportunities (63 of 300) have been added in the last five years.

percentage of current female participants added in the last five years is 25% or greater, compliance with test is possible. If less than 25%, then compliance with test three should be analyzed. **CAUTION: 25% is not a compliance standard.**

Jim Webb Date: 4-5-2001

APR 18 2001



**KENTUCKY HIGH SCHOOL ATHLETIC ASSOCIATION
ANNUAL VERIFICATION OF TITLE IX PROCEDURES**

(To be submitted by April 15, 2001 along with other required forms)

The West Carter High School, OLIVE HILL, Kentucky
(Name of High School) (City)

certifies to the Kentucky High School Athletic Association that the following is an accurate and true representation of the facts surrounding compliance with Title 20, U.S.C. Titles 1681-1688, et. Seq. (also known as Title IX)

I certify the following provisions in accordance with records at the school contained in the permanent Title IX file, and to the best of my knowledge have completed the following tasks. (All boxes must be checked)

- Established a gender equity committee at the high school. (list committee personnel provide attachment if necessary)

Name	Address	Phone	Title
Jim Johnson	Grayson, KY	474-6696	Director of Personnel
Jo Ashworth	Grayson, KY	474-6696	Director of Testing
Virginia Murphy	Grayson, KY	474-5714	Principal - East Carter
Jim Webb	Olive Hill, KY	286-2481	Principal - West Carter
Kenneth Rice	Grayson, KY	474-6696	Board member
Hager Easterling	Grayson, KY	474-5714	Coach - East Carter
Grady Lowe	Olive Hill, KY	286-2481	Coach - West Carter
Bradley Walker	West Carter Student		Jill Baldwin East Carter student

- Scheduled a minimum of three meetings during the 2000-2001 school year on the following dates:

February 22, 2001
March 30, 2001
April 16, 2001

- Designated the following person as the Title IX coordinator for the school:

Jim Webb, Principal Box 1479 Olive Hill, KY (606) 286-
Name Title Address Phone 2481

- School personnel is continuing to make periodic reviews of the boys and girls athletics program reflected in the Corrective Action Plan.

- In addition to the above information, the above referenced school maintains a complete permanent file relative to Title IX records including copies of the self-assessment audit, all corrective action plans, and other related materials.

Jim Webb
(School Authorized Signature)
James Richard
(Superintendent Signature)

Principal
Position (Principal, Designated Rep)
Robert W. Zanger
(School Board Chairperson)

4-5-, 2001
(Date)

ACCOMMODATION OF INTERESTS AND ABILITIES
SUMMARY PROGRAM CHART 1

Participation Opportunities Test One

Program	Enrollment (1)	Percentage of Total Enrollment (3)	Number of Interscholastic Participants (double and triple count) (4)	Percent of Total Participation (5)
GIRLS	238	45.6	114	47.8
BOYS	284	54.4	128	45.0
Totals (2)	522	100%	242	100%

Instructions:

*Number of 8th grade students & below used in Column 4 calculations if applicable: _____

- 1) Determine the total number of girls enrolled.
Determine the total number of boys enrolled.
- 2) Add the total number of girls and boys enrolled to determine total enrollment.
- 3) Calculate the percentage of total enrollment that is female. Calculate the percentage of total enrollment that is male.
- 4) Ask the head coaches to review the most updated eligibility or squad lists for their teams. Ask coaches to confirm the names of those individuals who are on the team as of the first date of competition, and cross out the names of those who were cut from the team or quit the team prior to the first competitive event. Determine the total number of interscholastic athletics participants that are girls. In order to determine the total number of athletics participants an individual should be counted each time he or she participates on a team. For example, if Jane Doe competes on the varsity volleyball team, the junior varsity volleyball team, the junior varsity basketball team, and the varsity softball team, she should be counted as four participants (do not include club or intramural sports participants or cheerleaders). Calculate the same way for boys and girls. * In addition, should 8th grade students and below play on a Freshman, Junior Varsity, or Varsity team, they should also be counted for each team and sport they participate in. If applicable, please asterisk the above notation as to how many 8th grade students & below are included.
- 5) Calculate the percentage of female participation (Column 1) based on information from (Column 4).

Calculate the percentage of male participation (Column 1) based on information from (Column 4).

Note: While being within three percent is not a formal compliance standard; if the percent listed in Column 5 is within 3% of Column 3, then it provides a good target within which compliance is likely.

Signature: Jim Well Date: 4-5-2001

ACCOMMODATION OF INTERESTS AND ABILITIES
SUMMARY PROGRAM CHART 2

Participation Opportunities Test Two

Program	Number of Teams Currently Offered (1)	Number of Teams Added in Last Five Years (2)	Number of Participants Added in Last Five Years (3)	Percent of Total Participation By Sex (4)
GIRLS	varsity:	1	16	6.7
	j.v.:	1	8	3.4
	frosh:	0	0	0
	other:	0	0	0
	total:	2	24	10.0
BOYS	varsity:	0	0	0
	j.v.:	0	0	0
	frosh:	0	0	0
	other:	0	0	0
	total:	0	0	0

- 1) Calculate the number of interscholastic teams offered for girls at each competitive level (for example, varsity, junior varsity, and freshman levels).
- 2) Calculate the number of interscholastic teams that have been added in the last five years at each competitive level.
- 3) Determine the total number of participants that are currently on the teams that were added in the last five years.
- 4) Calculate the percentage of participants that have been added in the last five years. For example, if girls' varsity soccer (22 participants), junior varsity soccer (18 participants), junior varsity golf (8 participants), and freshman softball (15 participants) have been added in the last five years, then 63 participation opportunities have been added for girls. If the total number of female participants in the program is 300 (taken from Form T-1, Column 4), then 21% of the current opportunities (63 of 300) have been added in the last five years.

Note: If the percentage of current female participants added in the last five years is 25% or greater, compliance with test two may be possible. If less than 25%, then compliance with test three should be analyzed. **CAUTION:** 25% is not a formal compliance standard.

Signature:  Date: 4-5-2001

ACCOMMODATION OF INTERESTS AND ABILITIES

SUMMARY PROGRAM CHART 3

Participation Opportunities Test Three

If girls are underrepresented in the interscholastic athletics program, answer the following questions for girls only. If boys are underrepresented in the interscholastic athletics program, answer the following questions for boys only.	GIRLS		BOYS
1. Is there an intramural team offered in a sport not now available in the interscholastic athletics program? (YES or NO)	NO		NO
2. For a sport not currently offered, is there sufficient interest to form a viable interscholastic team based on participation on an intramural team or community recreation teams? (YES or NO)	Yes		Yes
3. For a sport currently offered, is there enough interest to form a viable team for a junior varsity, freshman, or other interscholastic level that is not currently offered? (YES or NO)	NO		NO
4. If you answered yes to question one, two, or three, are there enough other high schools in your school's normal competitive region offering the sport and competitive level of sport to constitute enough competition for a reasonable competitive schedule? (YES or NO)	Yes		Yes

Signature: Jim Webb Date: 4-5-2001

ACCOMMODATION OF INTERESTS AND ABILITIES
SUMMARY PROGRAM CHART 4

Levels of Competition Test One

Team Levels	GIRLS	BOYS
Total Number of Athletics Participants in All Levels		
1. Number of Varsity Teams Offered	6	6
2. Number of Participants on all Varsity Teams	66	86
3. Percentage of Total Varsity Participants By Sex	27.7	30.2
4. Number of Junior Varsity Teams Offered	3	3
5. Number of Participants on all Junior Varsity Teams	33	34
6. Percentage of Total Junior Varsity Participants By Sex	13.9	12.0
7. Number of Freshman Teams Offered	1	1
8. Numbers of Participants on all Freshman Teams	15	8
9. Percentage of Total Freshman Participants By Sex	6.3	2.8

- 1) Determine the number of teams at the varsity, junior varsity, and freshman levels for boys and girls. (#1, 4, 7)
- 2) Determine the total number of participants for boys and girls at each competitive level. (#2, 5, 8)
- 3) Calculate the percentage of female and male participants at each level. (3, 6, 9)
Example: Take the total number of female participants from the Summary Program Chart 1 (Form T-1) and divide it into the number of total participants for each varsity, junior varsity and freshman level. Perform the same calculation for male participants. For example, if there are a total of 300 female participants, and 180 girls are on varsity teams, 80 girls on junior varsity teams, and 40 girls on freshman teams, then 60% of girls' participation opportunities are at the varsity level (180 divided by 300), 27% are at the junior varsity level (80 divided by 300), and 13% are at the freshman level (40 divided by 300). If there are a total of 400 male participants, and 250 participate at the varsity level, 100 boys participate on junior varsity teams, and 50 boys participate on freshman teams, then 63% of boys participate at the varsity level (250 divided by 400), 25% compete at the junior varsity level (100 divided by 400), and 13% compete at the freshman level (50 divided by 400).

Signature:  Date: 4-5-2001

2000-2001 KHSAA TITLE IX ATHLETICS AUDIT

Checklist - Overall Interscholastic Athletics Program

Areas of Compliance	ADVANTAGE TO		
	GIRLS' PROGRAM	BOYS' PROGRAM	NEITHER PROGRAM (Compliance)
Equipment and Supplies			✓
Scheduling of Games and Practice Time			✓
Travel and Per Diem Allowances			✓
Coaching			✓
Locker Rooms, Practice and Competitive Facilities			✓
Medical and Training Facilities and Services			✓
Publicity			✓
Support Services			✓
Athletic Scholarships**			
Tutoring**			
Housing and Dining Facilities and Services**			
Recruitment of Student Athletes**			

See
ATHA
Schedule

** Athletic scholarships, tutoring specifically for athletes, housing and dining facilities and services, and recruitment of student athletes are usually not relevant at the high school level.

Signature: *Jessie Webb* Date: 4-5-2001

School Year: 2000-2001
 Signature: [Signature]
 Date: 4-26-2001

**TITLE IX
 CORRECTIVE ACTION PLAN**

To utilize this form indicate the intended area which needs corrective action and the suggested change time table for implementation. You may copy this form as needed. Please attach corrective action plans along with audit forms and submit by April 15, 2001.

ITEM FOR CORRECTION	SUGGESTED CHANGE	TIME TABLE FOR CORRECTIVE ACTION
See Attachment	See Attachment	See Attachment

TITLE 1X CORRECTIVE ACTION PLAN

ITEM FOR CORRECTION-----GIRLS SOFTBALL FACILITIES

We are currently in the process of building dugouts. As of this writing, the concrete block has been completed and all that remains is the roof. Our soft drink company, Pepsi Cola, has agreed to provide scoreboards that will be in place shortly. Both of these items will be completed this spring, especially since we are hosting the regional softball tournament.

ITEM FOR CORRECTION-----PRIME TIME CONTEST/GIRLS' BASKETBALL

We have made a concerted effort to schedule prime time games for our girls on Friday and Saturday nights. At this writing we have only been able to schedule four games (see enclosed girls schedule). This problem exists because other schools refuse to play girls games on the traditional Friday night for boys. As more and more schools are audited, this may become less of a problem. At any rate, we will continue our efforts in this area.

ITEM FOR CORRECTION-----SELECTION OF CHEERLEADERS

Beginning next month, when we select cheerleaders for the 2001-2002 school year, the following procedures will be used: Two squads of cheerleaders will be selected, top scorers will be placed on the maroon squad. The second set of scorers will be placed on the white squad. They will alternate cheering for boys and girls games, with the squads cheering at an equal number of games throughout the season. For example, the maroon squad might cheer for the girls on Monday and the boys on Friday while the white squad would cheer for the boys on Tuesday and the girls on Thursday. For tournaments, squads will alternate years. For example, the maroon squad will cheer for the boys one year and the girls the next. This will be decided by a flip of a coin prior to the start of the season or immediately before the squads are chosen. All of the changes will take place this spring.

* tentative schedule

LADY COMETS SCHEDULE 2001-2002

	Nov. 17	Jack Fultz Classic (Lex. Cath)	Home	
	24	East Carter Classic (Jackson Co.)	Away	
	26	Fairview (EKC)	Away	
	29	Morgan Co. (EKC)	Away	
Saturday	Dec. ①-3-6	EKC Tournament	East ✓	
	10	Open		
	13	Rowan Co. (EKC)	Home	
Saturday	⑮	Bryan Station Classic	Away ✓	
	17	Boyd Co.	Away	
	20-23	Lexington Catholic Tour.	Away	
	Jan. 3	East (EKC)	Home ?	Subject to change
	7	Ashland	Away	
	10	Lawrence Co.	Home	
	14-17	Class A Regional (Rose Hill)	Away	
	⑳	East Carter	Away ?	Subject to change
	24	Lewis Co. (EKC)	Away	
	28-31	Class A State Tournament @ ECU	Away	
	Feb. 4	Open		
	7	Russell (EKC)	Away	
Saturday	⑨	Catholic Classic	Away ✓	
	11	Ashland	Home	
Friday	⑮	Boyd Co.	Home ✓	
	18	Montgomery Co.	Home	
	21	Bath Co. (EKC)	Away	
	25	District Tournament Week @ West	Home	

AS OF this date 4-6-2001, we are also attempting to schedule two Friday night games with East Carter.

* tentative schedule

**WEST CARTER COMETS
2001-2002**

November	17	Jack Fultz Classic	Home
	24	Heart of the Parks	Grayson
	27	Raceland	Away
	30	Boyd Co.	Away
December	1	EKC (East) (1st Round)	East
	3	EKC (2 nd Round)	Away
	4-6	EKC (Semi finals & Finals)	West
	7	Bath	Away
	11	Rowan	Away
	14	Morgan	Home
	18	Elliott	Home
	26-29	McDonalds' Holiday Classic	Bath
January	4	East	Away
	8	Lawrence	Away
	11	Meniffee	Away
	12	Lewis	Home
	14-18	All-A Region (1st Round)	Rose Hill
	22	Fairview	Home
	25	East	Home
	*29	Wolfe	Home
	January 28 - February 3	All-A State	
February	5	Boyd	Home
	12	Russell	Home
	15	Johnson Central	Away
	19	Ashland	Home
	22	Greenup	Away
February 25 - March 1	62 nd District	West	

*Only if not in All-A.

INTERSCHOLASTIC ATHLETICS SURVEY
Summary Of Student Responses

Instructions:

1. Summarize the Student Athletics Interest Surveys by listing the total number of responses on the line next to each sport.
2. Under the other category please provide a listing of the sports as well as the number of students who are interested in participating.
3. Please sign and date the Summary Form (T-63) and mail the Summary Form only to the KHSAA by April 15, 2001. Do not mail the original.

Date: 4-5-2001
Completed By: Tim Webb

Fall Sports (List Total Number of Participation Responses)

87 Football
47 Girls' Volleyball
12 Boys' Volleyball
4 Boys' Cross-Country
12 Girls' Cross-Country
9 Girls' Field Hockey
22 Boys' Golf
7 Girls' Golf
17 Boys' Soccer
55 Girls' Soccer

Winter Sport (List Total Number of Responses)

48 Boys' Basketball
24 Girls' Basketball
22 Boys' Swimming & Diving
59 Girls' Swimming & Diving
52 Boys' Wrestling
44 Girls' Gymnastics
17 Boys' Indoor Track
17 Girls' Indoor Track

Spring Sport (List Total Number of Responses)

25 Boys' Track
27 Girls' Track
44 Girls' Tennis
16 Boys' Tennis
23 Girls' Slow Pitch Softball
26 Girls' Fast Pitch Softball
55 Boys' Baseball

Other Sports (From Survey Question 10)

Name of Sport	Number of Students Interested In Participating
Hockey	9
Lacrosse	2

Number of Students who participate in Intramural Sports. (From Survey Question 5)

Sport	Number
Badminton	15
Basketball	53

List Intramural Sports students are interested in adding: (From Survey Question 6)

Sport	Number
Wrestling	15

Participation in Non-School Sports Activities (From Survey Question 7)

Sport	Number
Wrestling	6
Soccer	24

Reasons for not participating in interscholastic athletics. (From Survey Question 8)


Response	Number
<u>19</u> I prefer other activities such as band, chorus, etc.	
<u>54</u> I don't have time	
<u>11</u> The practice schedules and game times are inconvenient	
<u>46</u> The sport I like isn't offered	
<u>13</u> It's too expensive	
<u>5</u> I prefer to participate in club or intramural sports	
<u>28</u> Working	
<u>35</u> Other	

Student Suggestions to encourage participation

Let students play for fun without
having mandatory practices.

John Well
Signature

4-5-2001
Date



Our Students
Above All Else

CARTER COUNTY SCHOOLS

228 South Carol Malone Blvd.
Grayson, Kentucky 41143-1354
Telephone 606-474-6696
Facsimile 606-474-6125

APR 18 2001

April 16, 2001

**KHSAA
2280 Executive Drive
Lexington, KY 40505**

To Whom It May Concern:

A request to extend the deadline from April 15 to April 17 for board approval was granted by Larry Boucher via a telephone conversation with Jo Ashworth, District A.D. on April 10, 2001. Our board meets the third Monday of every month. Thank you for your consideration.

Sincerely,

**Jo Ashworth,
District A.D.
Carter County Schools**

APR 18 2001

Carter County Schools

228 S. Carol Malone Blvd.
Grayson, Kentucky 41143

Larry Prichard, Superintendent

Memo

To: High School and Middle School Principals
From: Roger Gillum
Date: August 24, 1999
Subject: Athletic Allocation for 1999-00

*Not Sure if
this part is
2000-01 ticket
or if supplements
for 1999-2000*

The basic athletic allocation for 1999-00 is \$35,000 to continue support of the sports programs at the middle and high school level. Concession sales continue to be under the control of the schools as an additional means of support to the various athletic programs. The following chart gives the breakdown of the \$35,000 with 15% going to the middle schools and 85% to the high schools prorated by a formula that includes enrollment data as of August 23, 1999.

SCHOOL	ENROLLMENT	ALLOCATION
West Middle	453	\$2,445
East Middle	557	\$2,805
West High	607	\$13,844
East High	747	\$15,906

Athletic teams will still continue to pay for the driver's salary but we will continue to waive the charges for use of bus for any event within the 16th region area or for state tournaments.

The Site-Based Councils at your school can decide how they want to use their allocation to support the sports programs at your school. Please send Jo Ashworth and Cathi Griffiths a copy of how you will use your allocation as soon as possible.

In addition to the basic athletic allocation, we have also included a special transportation allocation based on the number of away games played last year. This designated allocation is based on information provided to Cathi Griffiths by your school and is to be credited to the various sports as indicated on the attached chart. The money for both the basic and transportation allocation will be available for your school on September 21st, but you and your council may wish to begin the planning process sooner than that. If you have questions concerning this allocation, please call me at 474-2001.

**ATHLETIC TRANSPORTATION ALLOCATION
WEST CARTER HIGH 1999-00**

NAME OF SPORT	98-99 AWAY GAMES	99-00 TRANS. BUDGET
BASEBALL	16	320
BOYS BASKETBALL	12	240
CHEERLEADERS	12	240
CROSS COUNTRY	10	200
FOOTBALL(2 buses)	9	360
GIRLS BASKETBALL	11	220
GOLF	5	100
SOFTBALL	13	260
TRACK	15	300
TOTALS	103	2,240



West Carter High School

365 West Carter Drive
Post Office Box 1479
Olive Hill, Kentucky 41164
(606) 286-2481
FAX (606) 286-8026

Jim Webb
Principal

John Gabbard
Assistant Principal

Jeffrey Huffman
Counselor

Patti Stamper
Counselor

Debbie Brown
Secretary

TO: Jo Ashworth
FROM: Jim Webb
DATE: September 13, 1999
RE: Athletic Allocation for 1999-2000

Baseball.\$2,500.00
Boys Basketball\$1,000.00
Cheerleaders.\$2,000.00
Girls Basketball.\$1,500.00
Track\$ 500.00
Cross Country\$ 500.00
Softball.\$2,500.00
Golf.\$ 800.00
Football.\$1,500.00
Girls Volleyball.\$1,044.00
	<hr/>
	\$13,844.00

KHHAA DUES FOR 1999-2000, \$1,000.00 -- PAID BY BOARD

BUDGETS - PROGRAM COMPARISON CHART I

Teams	equipment and supplies		travel		awards		coaches' salaries		facilities improvements		publications (if sport-specific)	
	B*	E	B	E	B	E	B	E	B	E	B	E
G basketball	9,800.00	9,676.55		1,436.25			13,138.06					
B basketball	7,500.00	7,026.28		1,635.19			12,914.64					
G softball	2,760.00	2,094.00		695.85			4948.91					
B baseball	2,820.00	2,371.80		698.06			4326.69					
G cross country	350.00	192.00					416.72					
B cross country	350.00	192.00					416.72					
G golf	450.00	90.00					1,093.53		287.50			
B golf	450.00	90.00					1,093.53		287.50			
G soccer												
B soccer												
G swimming												
B swimming												

School money

Date: 6-27-2000

Signature: *[Handwritten Signature]*

BUDGETS - PROGRAMS - COMPARISON CHART 2

Teams	equipment and supplies		travel		awards		coaches' salaries		facilities improvements		publications (if sport-specific)	
	B	E	B	E	B	E	B	E	B	E	B	E
G track	400.00	613.08		32.44			1,741.00					
B track	400.00	613.08		32.44			1,741.00					
G tennis												
B tennis												
G volleyball	1,044.00	387.00		139.76			1,702.05					
B wrestling												
G (list sport)												
B (football)	15,671.07	9,444.10		687.11			12,144.00					
G (list sport)												
B (list sport)												

* "B" is for budgets and "E" is for expenditures

Signature: *[Handwritten Signature]*

Date: 6-27-2000

WEST CARTER BASKETBALL BOOSTERS

APR 18 2001

1999-2000

PRESIDENT: RANDY BAKER

VICE-PRESIDENT: ALICE FAYE MIDDLETON

SECRETARY/TREASURER: SANDY HIGNITE

"1999-00" Basketball Boosters Checking Account

PREPARED BY	INITIALS	DATE
APPROVED BY		

			1	2	3	4
CR#	date		Bill/Debit	Deposit/Credit		Balance
		Starting Balance				\$ 209.17
						"98-99"
1	9/17	Deposit (ads)		145.00		354.17
2	10/8	Deposit (ads)		171.00		2064.17
3	2029 10/8	Ky. Christian College <small>(98-99 Programs)</small>	929.07			1135.10
4	10/22	Deposit (ads)		77.00		1905.10
5	11/1	Deposit (ads)		380.00		2285.10
6	2030 11/8	Leon Zornes (Bal. on Purifiers)	65.00			1635.10
7	11/2	Deposit (ads)		170.00		1805.10
8	2031 11/3	Cash (Charge Alumni Game)	200.00			1605.10
9	2032 11/8	Kwik Photo (Pictures - Boys)	121.40			1483.70
10	2033 11/20	Dollar Store (cups, plates) <small>JACK FUITEZ Classic</small>	12.72			1470.98
11	2034 12/10	Sears (video camera - Girls)	513.86			957.12
12	2035 12/11	Cash (Perry Co. Classic - Boys)	200.00			757.12
13	1/16	Deposit (ads)		445.00		1202.12
14	2036 1/1	USPS (stamps)	13.20			1188.92
15	2037 1/6	Dollar Store (cups, napkins)	22.79			1166.13
16	2038 1/13	Dana Smith (reim. material)	44.46			1121.67
17	1/14	Deposit (ads)		185.00		1306.67
18	1/14	Deposit (PROGRAMS)		224.00		1530.67
19	2039 1/17	H & W Sport Shop (Girls Sr. Ticket)	806.00			724.67
20	1/24	Deposit (PROGRAMS)		54.00		778.67
21	1/24	Deposit (ads)		110.00		888.67
22		Error found in balancing	26.40			862.27
23		2/13 (26.40)				
24	2/15	Deposit (Ads)		205.00		1067.27
25	2/15	" (PROGRAMS)		34.00		1101.27
26	2040 2/5	Apple bee's (Boy's Road Trip)	305.62			795.65
27	2/17	Deposit (PROGRAMS)		41.00		836.65
28	2/8	Deposit (Proceeds from \$500.00 drawing)		800.00		1636.65
29						
30	2041 3/14	Smith's market	56.85			1579.80
31		(fruit tray - Girls Regional)				
32	2042 3/14	Ky. Christian College	1298.53			281.27
33		(Programs 99-00)				
34	3/17	Deposit (Ads)		245.00		526.27
35	2043 3/22	John Brown (State Tournament)	450.00			76.27
36	3/30	Deposit (Ads)		225.00		301.27
37	3/30	Deposit (Ads)		35.00		336.27
38	2044 4/20	Flashback Framing (Girls)	66.50			269.77
39	2045 4/20	CARHAKIE Florist	194.00			75.77
40						

"1999-00" Basketball Boosters Checking Account

PREPARED BY	INITIALS	DATE
APPROVED BY		

1	2	3	4		
CK# DATE	Bill / Debt	Deposit / Credit			Balance
					75.77
2	6/12 Deposit (Girls - Donations)	13595 -			13670.77
3	2046 6/12 John CARL BROWN	1000 -			12670.77
4	2047 6/12 Von Perry	500 -			12170.77
5	2048 6/12 DANA Smith	250 -			11920.77
6	2049 6/13 GRAYSON Sporting Goods	2781 -			9139.77
7	2050 6/13 VALLEY Ceramics	225 -			8914.77
8	2051 6/13 CARTER CAVES	545.90			8368.87
9	2052 7/10 Jostens (rings)	6600 -			1768.87
10					
11					
12					
13					
14					
15					
16					
17					
18					
19					
20					
21					
22					
23					
24					
25					
26					
27					
28					
29					
30					
31					
32					
33					
34					
35					
36					
37					
38					
39					
40					

APR 18 2001

**WEST CARTER QUARTERBACK FOOTBALL BOOSTERS
1999-2000**

PRESIDENT: JOEY MULLIS

VICE-PRESIDENT: NOREEN FLANNERY

TREASURER: SANDY DUNCAN

SECRETARY: JENNY BAILEY

WCQC Check Register

WC Quarterback
3/18/2000

Page

Date	Num	Transaction	Payment	C	Deposit	Balance
8/1/1999	443	Georgetown College	2,406.88	x		933.00
	memo: camp 99					
	cat: Camp					
8/10/1999	DEP	DEPOSIT		x	1,120.00	2,053.00
	SPLIT					
	cat: Deposit:AD					
		Deposit:AD			100.00	
		Commercial Bank				
		Deposit:AD			75.00	
		Go Radio				
		Deposit:AD			50.00	
		Ashland Office Supply				
		Deposit:AD			25.00	
		Raybourn Auto Parts				
		Deposit:AD			50.00	
		Donny R. Owens Agency				
		Deposit:AD			25.00	
		Shoes Unlimited				
		Deposit:AD			25.00	
		Ray' Starter Service				
		Deposit:AD			20.00	
		Shauley & Linda Boggs				
		Deposit:AD			25.00	
		Globe Auto Sales, Inc				
		Deposit:AD			25.00	
		Louise Blevins				
		Deposit:AD			50.00	
		Paula Berry				
		Deposit:AD			25.00	
		Sandi Hignite				
		Deposit:AD			25.00	
		Kevin Hackworth				
		Deposit:AD			25.00	
		Paul R. Lewis, M.D.				
		Deposit:AD			50.00	
		Ashland Sales & Service				
		Deposit:AD			100.00	
		William Waddell Motors				
		Deposit:AD			75.00	
		Carter County Funeral Home				
		Deposit:AD			50.00	
		Globe Funeral Home				
		Deposit:AD			100.00	
		Fisher's Auto Sales, Inc				
		Deposit:AD			100.00	
		Michael Fox Law Office				
		Deposit:AD			100.00	
		Sandy Duncan				
8/10/1999	444	White Town Cleaners	177.50	x		1,876.27
	memo: Cleaned uniforms 88 shirts 45					
	cat: DRY CLEANING					
8/10/1999	445	Grayson Sporting Goods, Inc	665.00	x		1,211.27
	memo: 15 Sign Footballs & 14 Chenill					
	cat: Banquet					
8/27/1999	446	Cash	100.00	x		1,111.27
	memo: for concessions					
	cat: Cash					

WCQC Check Register

WC Quarterback

3/18/2000

Date	Num	Transaction	Payment	C	Deposit	Balance
9/2/1999	447	Grayson Sporting Goods, Inc	250.00	x		861.2
	memo:	shorts & shirts (boys did not				
	cat:	Shirts & Shorts				
9/3/1999	DEP	DEPOSIT		x	230.00	1,091.2
	SPLIT					
	cat:	Deposit:AD				
		Deposit:AD			20.00	
		Alice Jordan - Line Ad's			10.00	
		Deposit:AD				
		Becky Raybourn - Line Ad's			75.00	
		Deposit:AD				
		Flannery Car Wash			25.00	
		Deposit:AD				
		John's Garage			25.00	
		Deposit:AD				
		Smokey Valley Mercantile			25.00	
		Deposit:AD				
		Fireside Florist, Inc			50.00	
		Deposit:AD				
		Classic Bank - Ashland				
9/8/1999	DEP	DEPOSIT		x	656.00	1,747.2
	SPLIT					
	cat:	Deposit:AD				
		Deposit:AD			25.00	
		Horton Bros. & Brown			25.00	
		Deposit:AD				
		Patty Brown			25.00	
		Deposit:AD				
		Joann Tackett			75.00	
		Deposit:AD				
		Jeff Kiser			75.00	
		Deposit:AD				
		Janice Jones			25.00	
		Deposit:AD				
		Darlene Gee			25.00	
		Deposit:AD				
		Markie Dickison			5.00	
		Deposit:AD				
		Drew Callihan			5.00	
		Deposit:AD				
		Linda Boggs			5.00	
		Deposit:AD				
		Sandy Hignite			5.00	
		Deposit:AD				
		Rebecca Robinson			18.00	
		Deposit:Programs				
		Sandy Duncan			30.00	
		Deposit:Cushions				
		Cash			308.00	
		Deposit:Programs				
		programs - cash			5.00	
		Deposit:AD				
		Kenny Fankell - Ad				
9/8/1999	448	JB Miller	100.00	x		1,647.2
	memo:	deposit				
	cat:	Homecoming E				
9/15/1999	449	Stamper Brothers Market	20.66	x		1,626.6
	memo:	Pop for Newport game				
	cat:	Feeding Players				

WCQC Check Register

WC Quarterback

3/18/2000

Date	Num	Transaction	Payment	C	Deposit	Balance
9/17/1999	450	Superior Foods	102.94	x		1,523.67
	memo:	Food for Newport game				
	cat:	Feeding Players				
9/17/1999	DEP	DEPOSIT		x	40.00	1,563.67
	memo:	checks from Noreen				
	cat:	Deposit				
9/17/1999	451	Big Value	17.46	x		1,546.21
	memo:	Pop for Newport game				
	cat:	Feeding Players				
9/17/1999	452	Dollar General	8.48	x		1,537.73
	memo:	water for Newport game				
	cat:	Feeding Players				
9/20/1999	453	Dollar General	16.00	x		1,521.73
	memo:	water for Lloyd Memorial				
	cat:	Feeding Players				
9/20/1999	454	Superior Foods	5.99	x		1,515.74
	memo:	Pop of Lloyd Memorial				
	cat:	Feeding Players				
9/23/1999	DEP	DEPOSIT		x	175.00	1,690.74
	SPLIT					
	cat:	Deposit:AD				
		Deposit:AD			100.00	
		First National				
		Deposit:AD			50.00	
		Kim Napier				
		Deposit:AD			25.00	
		Smokey Valley Truck Stop				
9/23/1999	455	PrintWorks	858.00	x		832.74
	memo:	200 Programs				
	cat:	Programs E				
9/30/1999	456	Superior Foods	105.40	x		727.34
	memo:					
	cat:	Feeding Players				
9/30/1999	457	Smith's Fruit Market	21.00	x		706.34
	memo:					
	cat:	Feeding Players				
10/1/1999	458	Hignite Sweet Shop	66.75	x		639.59
	memo:					
	cat:	Homecoming E				
10/1/1999	459	Dollar General	8.00	x		631.59
	memo:	COOKIES				
	cat:	Homecoming E				
10/1/1999	460	Superior Foods	5.58	x		626.01
	memo:	CHIPS				
	cat:	Homecoming E				
10/1/1999	461	JB Miller	300.00	x		326.01
	memo:	balance				
	cat:	Homecoming E				
10/2/1999	DEP	DEPOSIT		x	1,990.00	2,316.01
	memo:					
	cat:	Deposit:Homecoming				
10/12/1999	462	General Sales	145.62	x		2,170.39
	memo:	Cups and paper supply				
	cat:	Concessions				

WCQC Check Register

WC Quarterback
3/18/2000

Date	Num	Transaction	Payment	C	Deposit	Balance
10/12/1999	DEP	DEPOSIT		x	50.00	2,220.39
	memo:	CC Bd of Ed				
	cat:	Deposit:AD				
10/12/1999	463	OHES PTA	9.50			2,210.89
	memo:	Pop				
	cat:	Concessions				
10/26/1999	464	H & W Sport Shop	180.00	x		2,030.89
	memo:	Caps				
	cat:	Coaches				
10/26/1999	465	School Tech, Inc	24.98	x		2,005.91
	memo:	goal post streamers				
	cat:	Football Field				
10/28/1999	466	Kroger	292.98	x		1,712.93
	memo:	Turkeys				
	cat:	Turkey Dinner E				
11/3/1999	467	Instutional Distributors	137.03	x		1,575.90
	memo:	Plates, forks, spoons, pies				
	cat:	Turkey Dinner E				
11/3/1999	468	Stamper Brothers Market	34.75	x		1,541.15
	memo:	Misc				
	cat:	Turkey Dinner E				
11/3/1999	469	Jenny Bailey	51.99	x		1,489.16
	SPLIT	reimb				
	cat:	Concessions				
		Concessions	10.75			
		Paper plates				
		Senior Night	4.24			
		Balloons - Senior night				
		Senior Night	22.00			
		Balloons - Senior night				
		Florist	15.00			
		Eric Hilderbrand - Death in				
11/5/1999	DEP	DEPOSIT		x	580.50	2,069.66
	SPLIT					
	cat:	Deposit:AD				
		Deposit:AD			100.00	
		NAPA				
		Deposit: Turkey Dinner			10.00	
		Chris Boggs-for turkey				
		Deposit: Turkey Dinner			10.00	
		Tyler Napier -for turkey				
		Deposit: Turkey Dinner			10.00	
		Ryan Rabourn - for turkey				
		Deposit: Turkey Dinner			20.00	
		Devin & Daniel Bailey				
		Deposit: Turkey Dinner			49.50	
		Daniel Bailey- Ticket Sales				
		Deposit: Turkey Dinner			67.50	
		Noreen Flannery - Ticket Sa				
		Deposit: Turkey Dinner			20.00	
		# 72 Zach Stevens-Ticket S				
		Deposit: Turkey Dinner			10.00	
		# 60 Ryan Rayburn-for turke				
		Deposit: Turkey Dinner			10.00	
		John Humphries-for turkey				
		Deposit: Turkey Dinner			45.00	
		Cash ??-Ticket Sales				

WCQC Check Register

WC Quarterback
3/18/2000

Date	Num	Transaction	Payment	C	Deposit	Balance
		Deposit:Turkey Dinner			45.00	
		# 60 Rayburn- Ticket Sales				
		Deposit:Turkey Dinner			88.00	
		# 67 - ticket sales				
		Deposit:Turkey Dinner			13.50	
		Chris Boggs - ticket sales				
		Deposit:Turkey Dinner			9.00	
		Pat Simpson-ticket sales				
		Deposit:Turkey Dinner			18.00	
		Josh Madden - ticket sales				
		Deposit:Turkey Dinner			10.00	
		Jarrold Duncan- turkey				
		Deposit:Turkey Dinner			45.00	
		Jarrold Duncan-Ticket Sales				
11/5/1999	470	KHSAA	123.00	x		1,946.66
	memo:	Football Tickets				
	cat:	Coaches				
11/5/1999	471	Ashland Specialty Company	336.70	x		1,609.96
	memo:	Turkey Dinner				
	cat:	Turkey Dinner E				
11/6/1999	DEP	DEPOSIT		x	215.00	1,824.96
	SPLIT					
	cat:	Deposit:Turkey Dinner				
		Deposit:Turkey Dinner			76.50	
		Aaron Jordan-ticket sales				
		Deposit:Turkey Dinner			10.00	
		Aaaron Jordan- turkey				
		Deposit:Turkey Dinner			6.00	
		Aaron Jordan- pies				
		Deposit:Turkey Dinner			40.50	
		Bradley Maschke-ticket sale				
		Deposit:Turkey Dinner			10.00	
		Bradley maschke - turkey				
		Deposit:Turkey Dinner			72.00	
		Devin Bailey				
11/7/1999	472	Linda Erwin	100.00	x		1,724.96
	memo:	COOK				
	cat:	Turkey Dinner E				
11/7/1999	473	Karen Workman	100.00	x		1,624.96
	memo:	cook				
	cat:	Turkey Dinner E				
11/8/1999	DEP	DEPOSIT		x	1,702.54	3,327.50
	SPLIT					
	cat:	Cash				
		Cash			100.00	
		from concessions				
		Deposit:Turkey Dinner			10.00	
		Ryan Raybourm - turkey don				
		Deposit:Turkey Dinner			10.00	
		Corey Frazier - turkey don				
		Deposit:Turkey Dinner			31.50	
		Corey Frazier - ticket sale				
		Deposit:Turkey Dinner			45.00	
		John Humphries -tickey sale				
		Deposit:Turkey Dinner			22.50	
		Tyler Napier - ticket sales				
		Deposit:Turkey Dinner			10.00	
		Jason Dickison - pie donafi				
		Deposit:Turkey Dinner			10.00	

WCQC Check Register

WC Quarterback
3/18/2000

Page

Date	Num	Transaction	Payment	C	Deposit	Balance
		Jarrold Duncan - pie donatio Deposit:Turkey Dinner paid at the door			1,463.54	
11/23/1999	474	Western Steer	448.97	x		2,878.00
	memo:	feeding players				
	cat:	Banquet				
11/23/1999	475	Hignite Sweet Shop	36.00	x		2,842.00
	memo:	cake				
	cat:	Banquet				
11/23/1999	DEP	DEPOSIT			20.00	2,862.00
	SPLIT			x		
	cat:	Deposit:Turkey Dinner				
		Deposit:Turkey Dinner			10.00	
		Noreen Flannery - Pies				
		Deposit:Turkey Dinner			10.00	
		Ruggles - Turkey Dinner				
12/13/1999	476	White Town Cleaners	68.00	x		2,794.50
	memo:	uniforms				
	cat:	DRY CLEANING				
12/13/1999	477	Jenny Bailey	98.60	x		2,695.90
	SPLIT	reimb				
	cat:	Banquet				
		Banquet	26.00			
		Football lettering				
		Banquet	60.80			
		certificate holders				
		Banquet	11.80			
		envelopes				
12/13/1999	478	Stamper Brothers Market	46.34	x		2,649.56
	memo:					
	cat:	Turkey Dinner E				
12/13/1999	479	Sportdecals, Inc	166.95	x		2,482.61
	memo:	certificates				
	cat:	Banquet				
12/17/1999	DEP	DEPOSIT			43.00	2,525.61
	SPLIT	dep		x		
	cat:	Deposit:Turkey Dinner				
		Deposit:Turkey Dinner			18.00	
		Jenena Reynolds				
		Deposit:Turkey Dinner			25.00	
		Jeanette Shutte				
1/17/2000	480	General Sales	52.58	x		2,473.06
	memo:	Cups and paper supply				
	cat:	Concessions				
1/28/2000	481	Coach of the Year Clinic Inc	180.00	x		2,293.06
	memo:	3 coaches @\$60 each				
	cat:	Coaches				
3/13/2000	DEP	DEPOSIT			1,250.00	3,543.06
	memo:	Blankets				
	cat:	Deposit:Blanket				
3/15/2000	482	Logo Knits, Inc.	868.00			2,675.06
	memo:	ordered 31 blankets \$28.00 eac				
	cat:	Blanket				

WCQC Check Register

WC Quarterback

3/18/2000

Date	Num	Transaction	Payment	C	Deposit	Balance
3/15/2000	DEP	DEPOSIT			135.00	2,810
	memo:					
	cat:	Deposit:Blanket				
3/17/2000	483	USPS	33.00			2,777
	memo:	Stamps for tourn				
	cat:	Fishing Tourn				

Concessions 1999-2000

CC BD of ED
3/18/2000

Date	Num	Transaction	Payment	C	Deposit	Balance
8/26/1999	14203	Ashland Specialty Company	99.78			-99.78
	memo:					
	cat:	Concessions				
8/26/1999	14204	Pepsi	102.88			-202.66
	memo:					
	cat:	Concessions				
8/26/1999	14205	Stamper Brothers Market	11.88			-214.54
	memo:					
	cat:	Concessions				
8/27/1999	14203	Ashland Specialty Company	25.12			-239.66
	memo:					
	cat:	Concessions				
9/1/1999	14204	Pepsi	154.18			-393.84
	memo:					
	cat:	Concessions				
9/2/1999	DEP	Nicholas County			809.00	415.16
	memo:	Varsity				
	cat:	Deposit:Concessions				
9/2/1999	14203	Ashland Specialty Company	51.03			364.13
	memo:					
	cat:	Deposit:Concessions				
9/2/1999	14204	Pepsi	20.22			343.91
	memo:					
	cat:	Concessions				
9/2/1999	14204	Pepsi			6.60	350.51
	memo:	credit				
	cat:	Deposit:Concessions				
9/3/1999	14203	Ashland Specialty Company	51.50			299.01
	memo:					
	cat:	Concessions				
9/3/1999	14205	Stamper Brothers Market	13.84			285.17
	memo:					
	cat:	Concessions				
9/3/1999	DEP	East Carter			1,304.10	1,589.27
	memo:	Varsity				
	cat:	Deposit:Concessions				
9/10/1999	14204	Pepsi	71.66			1,517.61
	memo:					
	cat:	Concessions				
9/13/1999	DEP	Fairview			165.93	1,683.54
	memo:	Jr. V				
	cat:	Deposit:Concessions				
9/13/1999	14203	Ashland Specialty Company	79.16			1,604.38
	memo:					
	cat:	Concessions				
9/13/1999	14205	Stamper Brothers Market	5.52			1,598.86
	memo:					
	cat:	Concessions				
9/27/1999	DEP	Lewis County			146.00	1,744.86
	memo:	Jr. V				
	cat:	Deposit:Concessions				

Concessions 1999-2000

CC BD of ED
3/18/2000

Date	Num	Transaction	Payment	C	Deposit	Balance
9/27/1999	14205	Stamper Brothers Market	11.50			1,733.36
	memo:					
	cat:	Concessions				
9/28/1999	14203	Ashland Specialty Company	174.76			1,558.60
	memo:					
	cat:	Concessions				
9/28/1999	14204	Pepsi	170.28			1,388.32
	memo:					
	cat:	Concessions				
9/30/1999	DEP	Bath County			865.09	2,253.41
	memo:	Varsity				
	cat:	Deposit:Concessions				
9/30/1999	14205	Stamper Brothers Market	12.46			2,240.95
	memo:					
	cat:	Concessions				
10/8/1999	DEP	Russell			914.40	3,155.35
	memo:	Varsity				
	cat:	Deposit:Concessions				
10/18/1999	DEP	Fleming County			80.06	3,235.41
	memo:	Jr. Varsity				
	cat:	Deposit:Concessions				
10/29/1999	DEP	Mason County			591.25	3,826.66
	memo:	Varsity				
	cat:	Deposit:Concessions				
12/1/1999	14615	L & M Trophy	291.50			3,535.16
	memo:	trophics				
	cat:	Banquet				
12/17/1999	14557	Grayson Sporting Goods, Inc	1,260.00			2,275.16
	SPLIT					
	cat:	Banquet				
		Banquet	390.00			
		13 Footballs				
		Banquet	120.00			
		2 nylon jackets				
		Banquet	750.00			
		6 wool jackets				

QUARTERBACK CLUB

To Whom it May Concern;

The West Carter Quarterback Club meet on February 15, 2000 at the high school.
Election of officers for the upcoming year when as follows:

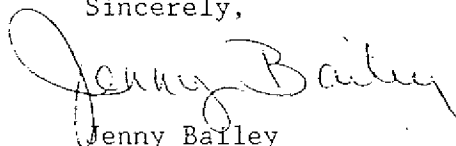
Pres.-Noreen Flannery

Vice-Pres./Sec.-Jenny Bailey

Treas-Rebecca (Beckey) Raybourn


These officers will hold these post till February of 2001. If you have any questions please feel free to call any of the following numbers: 286-6246, 296-4960, or 286-5957.

Sincerely,



Jenny Bailey
Vice-res./Sec.
West Carter Quarterback Club

CC: West Carter High School.
Commercial Bank (Olive Hill Office)



Date Sent: Thursday, April 12, 2001 7:57 AM
From: Julian Tackett <jtackett@khsaa.org>
To: bdevries <bdevries@khsaa.org>,
psallee <psallee@khsaa.org>
Subject: title ix

west carter emailed and said they would be monday or so mailing their report so they can get the superintendent signature.

APR 16 2001