

Kentucky High School Athletic Association

To: Superintendent, Principal, and Athletic Director

From: Louis Stout, Commissioner
Brigid L. DeVries, Executive Assistant Commissioner



Date: February 26, 2002



Subject: Review of 2000-2001 Title IX Forms

School: Williamstown High School

The KHSAA Audit Staff has received your re-submission of some of the 2000-2001 Title IX forms or additional information requested on your athletic programs. We have reviewed the information submitted and have found it to be satisfactory and no further information or action is necessary at this time.

Remember your permanent Title IX file at the school must be kept current with information pertaining to your athletics program. Copies of all KHSAA required documents should be part of this file and are subject to Open Records Requests.

If we could be of further assistance, please do not hesitate to call anytime.

Kentucky High School Athletic Association


To: Superintendent, Principal, and Athletic Director

From: Louis Stout, Commissioner
Brigid L. DeVries, Executive Assistant Commissioner

Date: December 7, 2001

Subject: Review of 2000-2001 Title IX Forms

School: Williamstown High School



The KHSAA Audit Staff has received your re-submission of some of the 2000-2001 Title IX forms or additional information requested on your athletic programs. We have reviewed the information submitted and have found it to be satisfactory and no further information or action is necessary at this time.

Remember your permanent Title IX file at the school must be kept current with information pertaining to your athletics program. Copies of all KHSAA required documents should be part of this file and are subject to Open Records Requests.

If we could be of further assistance, please do not hesitate to call anytime.

Kentucky High School Athletic Association

To: Superintendent, Principal, and Athletic Director

From: Louis Stout, Commissioner 
Brigid L. DeVries, Executive Assistant Commissioner 

Date: May 23, 2001

Subject: Review of 2000-2001 Title IX Forms

Enclosed please find a copy of a review of the 2000-2001 Title IX Forms, submitted by your school. A copy of this information must be included in your permanent Title IX file at your school. In addition, you may find an attachment with corrected copies of the forms submitted by your school personnel. Please review this information so the forms can be completed accurately in the future.

Also, KHSAA Audit Staff may have requested a re-submission of some of the 2000-2001 Title IX forms or need additional information on your athletic programs. Please submit this information by the date requested if this is applicable.

Remember your permanent Title IX file at the school must be kept current with information pertaining to your athletics program. Copies of all KHSAA required documents should be part of this file and are subject to Open Records requests.

Should you need any further information, please do not hesitate to call anytime.

Memo

To: KHSAA Member School Superintendents, Principals, and Athletic Directors

From: Louis Stout, Commissioner *LS*
Brigid L. Devries, Executive Assistant Commissioner *B.L.D.*

Date: May __, 2001

RE: 2001 Title IX Forms Submission

School Williams town Reviewed By GARY W. LAWSON (502) 875-3817

The following is a status report regarding the required 2000 - 2001 Title IX submission of forms due in to the KHSAA office by April 15, 2001. Appropriate audit personnel have reviewed these forms and the following is a summary of this review.

I. Checklist of Forms properly submitted in a satisfactory manner:

- | | |
|---|--|
| <input checked="" type="checkbox"/> GE 19 (Annual Verification) | <input checked="" type="checkbox"/> T-4 (Summary Program Chart 4) |
| <input checked="" type="checkbox"/> T-1 (Summary Program Chart 1) | <input checked="" type="checkbox"/> T-41 (Checklist - Overall Interscholastic Program) |
| <input checked="" type="checkbox"/> T-2 (Summary Program Chart 2) | <input checked="" type="checkbox"/> T-60 (Corrective Action Plan) |
| <input checked="" type="checkbox"/> T-3 (Summary Program Chart 3) | <input checked="" type="checkbox"/> T-63 (Interscholastic Survey Results) |

II. Status

A. 2000 - 2001 Forms are satisfactory and no further information or action is necessary at this time.

B. Errors have been noted with respect to the following forms and corrected copies are being returned to you for placement in your Title IX file to ensure proper submission in the future.

ERRORS IN T-1 ARE CORRECTED AND ATTACHED TO BE PLACED IN TITLE IX FILE.

C. The following forms were omitted and must be submitted by school representatives.

D. Other Recommendation and Comments:

Need to re submit, by May 30, 2001, the T-3 form with questions answered for girls program.

ACCOMMODATION OF INTERESTS AND ABILITIES

SUMMARY PROGRAM CHART 1

Participation Opportunities Test One

Program	Enrollment (1)	Percentage of Total Enrollment (3)	Number of Interscholastic Participants (double and triple count) (4)	Percent of Total Participation (5)
GIRLS	143	52%	94	52% → 50.3
BOYS	133	48%	73	54% → 49.6
Totals (2)	276	100%	100%	100%

Instructions:


- Determine the total number of girls enrolled.
Determine the total number of boys enrolled.
- Add the total number of girls and boys enrolled to determine total enrollment.
- Calculate the percentage of total enrollment that is female. Calculate the percentage of total enrollment that is male.
- Ask the head coaches to review the most updated eligibility or squad lists for their teams. Ask coaches to confirm the names of those individuals who are on the team as of the first date of competition, and cross out the names of those who were cut from the team or quit the team prior to the first competitive event. Determine the total number of interscholastic athletics participants that are girls. In order to determine the total number of athletics participants an individual should be counted each time he or she participates on a team. For example, if Jane Doe competes on the varsity volleyball team, the junior varsity volleyball team, the junior varsity basketball team, and the varsity softball team, she should be counted as four participants (do not include club or intramural sports participants or cheerleaders). Calculate the same way for boys and girls.
- Calculate the percentage of female participation (column 1) based on information from (column 4).

Calculate the percentage of male enrollment (column 1) based on information from (column 4).

Note: While being within three percent is not a formal compliance standard; if the percent listed in column 5 is within 3% of column 3 then it provides a good target within which compliance is likely.

Signature: Patricia Wilson Date: 4/3/01

ACCOMMODATION OF INTERESTS AND ABILITIESSUMMARY PROGRAM CHART 3Participation Opportunities Test Three

If girls are underrepresented in the interscholastic athletics program, answer the following questions for girls only. If boys are underrepresented in the interscholastic athletics program, answer the following questions for boys only.	GIRLS		BOYS
1. Is there an intramural team offered in a sport not now available in the interscholastic athletics program? (YES or NO)			NO
2. For a sport <u>not</u> currently offered, is there sufficient interest to form a viable interscholastic team based on participation on an intramural team or community recreation teams? (YES or NO)			YES
3. For a sport currently offered, is there enough interest to form a viable team for a junior varsity, freshman, or other interscholastic level that is not currently offered? (YES or NO)			NO
4. If you answered yes to question one, two, or three, are there enough other high schools in your school's normal competitive region offering the sport and competitive level of sport to constitute enough competition for a reasonable competitive schedule? (YES or NO)			NO

Signature: Catherine Wilson Date: 4/3/01

ACCOMMODATION OF INTERESTS AND ABILITIES

SUMMARY PROGRAM CHART 3

JUN 07 2001

Participation Opportunities Test Three

If girls are underrepresented in the interscholastic athletics program, answer the following questions for girls only. If boys are underrepresented in the interscholastic athletics program, answer the following questions for boys only.	GIRLS		BOYS
1. Is there an intramural team offered in a sport not now available in the interscholastic athletics program? (YES or NO)	NO		NO
2. For a sport <u>not</u> currently offered, is there sufficient interest to form a viable interscholastic team based on participation on an intramural team or community recreation teams? (YES or NO)	NO		YES
3. For a sport currently offered, is there enough interest to form a viable team for a junior varsity, freshman, or other interscholastic level that is not currently offered? (YES or NO)	NO		NO
4. If you answered yes to question one, two, or three, are there enough other high schools in your school's normal competitive region offering the sport and competitive level of sport to constitute enough competition for a reasonable competitive schedule? (YES or NO)	NO		NO

Signature: Patricia Wilson Date: 4/3/01

APR 09 2001



**KENTUCKY HIGH SCHOOL ATHLETIC ASSOCIATION
ANNUAL VERIFICATION OF TITLE IX PROCEDURES**
(To be submitted by April 15, 2001 along with other required forms)

The Williamstown High School, Williamstown, Kentucky
(Name of High School) (City)

certifies to the Kentucky High School Athletic Association that the following is an accurate and true representation of the facts surrounding compliance with Title 20, U.S.C. Titles 1681-1688, et. Seq. (also known as Title IX)

I certify the following provisions in accordance with records at the school contained in the permanent Title IX file, and to the best of my knowledge have completed the following tasks. (All boxes must be checked)

Established a gender equity committee at the high school. (list committee personnel provide attachment if necessary)

Name	Address	Phone	Title
Dr. David Schadler	300 Helton St.	859-824-4421	Principal
Trish Wilson	300 Helton St.	859-824-7074	Ath. Dir. / Girls Basketball Coach
Tim Mefford	300 Helton St.	859-824-4421	Boys Basketball Head Coach
Sally Skinner	300 Helton St.	859-824-7144	Asst. Superintendent
Michelle Johnson	300 Helton St.	859-824-4421	Teacher / Asst. Volleyball Coach
Rebecca Bowen	300 Helton St.	859-824-4421	Student-Athlete
Dick McCamas	300 Helton St.	859-824-4421	Student-Athlete

Scheduled a minimum of three meetings during the 2000-2001 school year on the following dates:

January 16th
March 6th
April 17th

Designated the following person as the Title IX coordinator for the school:

Trish Wilson Athletic Director 300 Helton St. 859-824-7074
Name Title Address Phone

School personnel is continuing to make periodic reviews of the boys and girls athletics program reflected in the Corrective Action Plan.

In addition to the above information, the above referenced school maintains a complete permanent file relative to Title IX records including copies of the self-assessment audit, all corrective action plans, and other related materials.

Patricia Wilson Designated Rep. 4/3, 2001
(School Authorized Signature) Position (Principal, Designated Rep) (Date)

Clifford Wallace Annie H. Lawrence
(Superintendent Signature) (School Board Chairperson)

ACCOMMODATION OF INTERESTS AND ABILITIES

SUMMARY PROGRAM CHART 1

Participation Opportunities Test One

Program	Enrollment (1)	Percentage of Total Enrollment (3)	Number of Interscholastic Participants (double and triple count) (4)	Percent of Total Participation (5)
GIRLS	143	52%	94	52%
BOYS	133	48%	73	54%
Totals (2)	276	100%	100%	

Instructions:

- 1) Determine the total number of girls enrolled.
Determine the total number of boys enrolled.
- 2) Add the total number of girls and boys enrolled to determine total enrollment.
- 3) Calculate the percentage of total enrollment that is female. Calculate the percentage of total enrollment that is male.
- 4) Ask the head coaches to review the most updated eligibility or squad lists for their teams. Ask coaches to confirm the names of those individuals who are on the team as of the first date of competition, and cross out the names of those who were cut from the team or quit the team prior to the first competitive event. Determine the total number of interscholastic athletics participants that are girls. In order to determine the total number of athletics participants an individual should be counted each time he or she participates on a team. For example, if Jane Doe competes on the varsity volleyball team, the junior varsity volleyball team, the junior varsity basketball team, and the varsity softball team, she should be counted as four participants (do not include club or intramural sports participants or cheerleaders). Calculate the same way for boys and girls.
- 5) Calculate the percentage of female participation (column 1) based on information from (column 4).

Calculate the percentage of male enrollment (column 1) based on information from (column 4).

Note: While being within three percent is not a formal compliance standard; if the percent listed in column 5 is within 3% of column 3 then it provides a good target within which compliance is likely.

Signature: Patricia Wilson Date: 4/3/01

ACCOMMODATION OF INTERESTS AND ABILITIES
SUMMARY PROGRAM CHART 2

Participation Opportunities Test Two

Program	Number of Teams Currently Offered (1)	Number of Teams Added in Last Five Years (2)	Number of Participants Added in Last Five Years (3)	Percent of Total Participation By Sex (4)
GIRLS	varsity: 5	1	3	
	j.v.: 5	1	0	
	frosh: 0	0	0	
	other: 0	0	0	
	total: 10	2	3	29%
BOYS	varsity: 4	1	4	
	j.v.: 4	1	1	
	frosh: 1	0	0	
	other: 0	0	0	
	total: 9	2	5	19%

- 1) Calculate the number of interscholastic teams offered for girls at each competitive level (for example, varsity, junior varsity, and freshman levels).
- 2) Calculate the number of interscholastic teams that have been added in the last five years at each competitive level.
- 3) Determine the total number of participants that are currently on the teams that were added in the last five years.
- 4) Calculate the percentage of participants that have been added in the last five years. For example, if girls' varsity soccer (22 participants), junior varsity soccer (18 participants), junior varsity golf (8 participants), and freshman softball (15 participants) have been added in the last five years, then 63 participation opportunities have been added for girls. If the total number of female participants in the program is 300, taken from form T-1, column 4 then 21% of the current opportunities (63 of 300) have been added in the last five years. Note: The total number of male/female participants should be the same as item 4 on Summary Program Chart 1 on form T-1.

Note: If the percentage of current female participants added in the last five years is 25% or greater, compliance with test two may be possible. If less than 25%, then compliance with test three should be analyzed. CAUTION: 25% is not a formal compliance standard. The count shall be taken on the first day of competition for students that are officially members of the team.

Signature: Batricia Wilson Date: 4/3/01

ACCOMMODATION OF INTERESTS AND ABILITIESSUMMARY PROGRAM CHART 3Participation Opportunities Test Three

If girls are underrepresented in the interscholastic athletics program, answer the following questions for girls only. If boys are underrepresented in the interscholastic athletics program, answer the following questions for boys only.	GIRLS		BOYS
1. Is there an intramural team offered in a sport not now available in the interscholastic athletics program? (YES or NO)			NO
2. For a sport <u>not</u> currently offered, is there sufficient interest to form a viable interscholastic team based on participation on an intramural team or community recreation teams? (YES or NO)			Yes
3. For a sport currently offered, is there enough interest to form a viable team for a junior varsity, freshman, or other interscholastic level that is not currently offered? (YES or NO)			NO
4. If you answered yes to question one, two, <u>or</u> three, are there enough other high schools in your school's normal competitive region offering the sport and competitive level of sport to constitute enough competition for a reasonable competitive schedule? (YES or NO)			NO

Signature: Patricia Wilson Date: 4/3/01

**ACCOMMODATION OF INTERESTS AND ABILITIES
SUMMARY PROGRAM CHART 4**

Levels of Competition Test One

Team Levels		
Total Number of Athletics Participants in All Levels	GIRLS	BOYS
1. Number of Varsity Teams Offered	5	4
2. Number of Participants on all Varsity Teams	36	41
3. Percentage of Total Varsity Participants By Sex	25%	31%
4. Total Number of Male Participants At All Levels	74	73
5. Number of Junior Varsity Teams Offered	5	4
6. Number of Participants on all Junior Varsity Teams	38	32
7. Percentage of Total Junior Varsity Participants By Sex	27%	24%
8. Number of Freshman Teams Offered	0	1
9. Numbers of Participants on all Freshman Teams	0	8
10. Percentage of Total Freshman Participants By Sex	0	6%

- 1) Determine the number of teams at the varsity, junior varsity, and freshman levels for boys and girls. (#1, 5, 8)
- 2) Determine the total number of participants for boys and girls at each competitive level. (#2, 6, 9)
- 3) Calculate the percentage of female and male participants at each level. (3, 6, 9)
 Example: Take the total number of female participants from the Summary Program Chart 1 (form T-1) and divide it into the number of total participants for each level, varsity, junior varsity and freshman levels. Perform the same calculation for male participants. For example, if there are a total of 300 female participants, and 180 girls are on varsity teams, 80 girls on junior varsity teams, and 40 girls on freshman teams, then 60% of girls' participation opportunities are at the varsity level (180 divided by 300), 27% are at the junior varsity level (80 divided by 300), and 13% are at the freshman level (40 divided by 300). If there are a total of 400 male participants, and 250 participate at the varsity level, 100 boys participate on junior varsity teams, and 50 boys participate on freshman teams, then 63% of boys participate at the varsity level (250 divided by 400), 25% compete at the junior varsity level (100 divided by 400), and 13% compete at the freshman level (50 divided by 400).

Signature: Batricia Wilson Date: 4/3/01

2000-2001 KHSAA TITLE IX ATHLETICS AUDIT

Checklist - Overall Interscholastic Athletics Program

Areas of Compliance	ADVANTAGE TO		
	GIRLS' PROGRAM	BOYS' PROGRAM	NEITHER PROGRAM (Compliance)
Opportunities	✓		
Equipment and Supplies			✓
Scheduling of Games and Practice Time			✓
Travel and Per Diem Allowances			✓
Coaching			✓
Locker Rooms, Practice and Competitive Facilities			✓
Medical and Training Facilities and Services			✓
Publicity			✓
Support Services			✓
Athletic Scholarships**			
Tutoring**			
Housing and Dining Facilities and Services**			
Recruitment of Student Athletes**			

** Athletic scholarships, tutoring specifically for athletes, housing and dining facilities and services, and recruitment of student athletes are usually not relevant at the high school level.

Signature: Patricia Wilson Date: 4/3/01

INTERSCHOLASTIC ATHLETICS SURVEY
Summary Of Student Responses

Instructions:

1. Summarize the Student Athletics Interest Surveys by listing the total number of responses on the line next to each sport.
2. Under the other category please provide a listing of the sports as well as the number of students who are interested in participating.
3. Please sign and date the Summary Form (T-64) and mail the Summary Form only to the KHSAA by April 15, 2001. Do not mail the original.

Date: 4/3/01
Completed By: Patricia Wilson

Fall Sports (List Total Number of Participation Responses)

78 Football
45 Girls' Volleyball
13 Boys' Volleyball
7 Boys' Cross-Country
13 Girls' Cross-Country
4 Girls' Field Hockey
20 Boys' Golf
5 Girls' Golf
19 Boys' Soccer
25 Girls' Soccer

Winter Sport (List Total Number of Responses)

41 Boys' Basketball
21 Girls' Basketball
16 Boys' Swimming & Diving
40 Girls' Swimming & Diving
25 Boys' Wrestling
23 Girls' Gymnastics
18 < Boys' Indoor Track
 Girls' Indoor Track

Spring Sport (List Total Number of Responses)

12 Boys' Track
11 Girls' Track
24 Girls' Tennis
16 Boys' Tennis
24 Girls' Slow Pitch Softball
16 Girls' Fast Pitch Softball
42 Boys' Baseball

Other Sports (From Survey Question 10)

Name of Sport	Number of Students Interested In Participating
Football	78
Boys Volleyball	13
Girls Field Hockey	4
Boys Soccer	19
Girls Soccer	25
Boys Wrestling	25
Boys Track	12
Girls Track	11

Number of Students who participate in Intramural Sports. (From Survey Question 5)

Sport	Number
NONE	

List Intramural Sports students are interested in adding: (From Survey Question 6)

Sport	Number
Football	31
Soccer	10
Tennis	6
Swimming	7

Participation in Non-School Sports Activities (From Survey Question 7)

Sport	Number
Gymnastics	1
Baseball	4
Karate	1
Fast Pitch Softball	1

Reasons for not participating in interscholastic athletics. (From Survey Question 8)

Response	Number
<u>26</u> I prefer other activities such as band, chorus, etc.	
<u>29</u> I don't have time	
<u>9</u> The practice schedules and game times are inconvenient	
<u>35</u> The sport I like isn't offered	
<u>6</u> It's too expensive	
<u>—</u> I prefer to participate in club or intramural sports	
<u>8</u> Working	
<u>—</u> Other	

Student Suggestions to encourage participation

Patricia Wilson
Signature

4/3/01
Date

School Year: 2000-2001
 Signature: Batavia Wilson
 Date: 4-6-01

**TITLE IX
 CORRECTIVE ACTION PLAN**

To utilize this form indicate the intended area which needs corrective action and the suggested change time table for implementation. You may copy this form as needed. Please attach corrective action plans along with audit forms and submit by April 15, 2001.

ITEM FOR CORRECTION	SUGGESTED CHANGE	TIME TABLE FOR CORRECTIVE ACTION
<i>Soccer field - raising city field at the present time.</i>	<i>Raise soccer field on campus</i>	<i>2001-2002 school year</i>

Kentucky High School Athletic Association

To: Superintendent, Principal, and Athletic Director

From: Louis Stout, Commissioner
Brigid L. DeVries, Executive Assistant Commissioner



Date: December 3, 2001

Subject: Review of the Resubmission of Title IX Forms

School: Williamstown High School

The KHSAA has received your re-submission of additional Title IX information requested regarding your athletic programs. This information has been referred to the appropriate Title IX audit personnel for review. Following an analysis of this information a response will be sent to you with regards to the information you submitted.

Keep in mind that your permanent Title IX File at the school must be kept current with information pertaining to your athletics program. Copies of all KHSAA required documents should be part of this file and are subject to "open records requests".

If we could be of further assistance, please do not hesitate to call anytime.

DEC 03 2001

Revised 11-26-01



Kentucky High School Athletic Association

**KENTUCKY HIGH SCHOOL ATHLETIC ASSOCIATION
ANNUAL VERIFICATION OF TITLE IX PROCEDURES**
(To be submitted by April 15, 2001 along with other required forms)

The Williamstown High School, Williamstown, Kentucky
(Name of High School) (City)

certifies to the Kentucky High School Athletic Association that the following is an accurate and true representation of the facts surrounding compliance with Title 20, U.S.C. Titles 1681-1688, et. Seq. (also known as Title IX)

I certify the following provisions in accordance with records at the school contained in the permanent Title IX file, and to the best of my knowledge have completed the following tasks. (All boxes must be checked)

Established a gender equity committee at the high school. (list committee personnel provide attachment if necessary)

Name	Address	Phone	Title
Dr. David Schadler	300 Helton St.	859-824-4421	Principal
Tim Mefford	300 Helton St.	859-824-4421	Athletic Director / Boys Var Basketball
Sally Skinner	300 Helton St.	859-824-7144	Asst. Super / District Title IX coach
Michelle Casson	300 Helton St.	859-824-4421	teacher / Asst Volleyball coach
Joy Kidwell	300 Helton St.	859-824-4421	teacher / Asst Girls Basketball coach
Rebecca Bowen	300 Helton St.	859-824-4421	student / Athlete
Dirk McLomas	300 Helton St.	859-824-4421	student / Athlete

Scheduled a minimum of three meetings during the 2000-2001 school year on the following dates:

January 16th
March 6th
April 17th

Designated the following person as the Title IX coordinator for the school:

Tim Mefford Athletic Director

Name Title Address Phone

School personnel is continuing to make periodic reviews of the boys and girls athletics program reflected in the Corrective Action Plan.

In addition to the above information, the above referenced school maintains a complete permanent file relative to Title IX records including copies of the self-assessment audit, all corrective action plans, and other related materials.

Tim Mefford
(School Authorized Signature)

Designated Rep
Athletic Director
Position (Principal, Designated Rep)

11-26, 20 01
(Date)

Clifford Wallace
(Superintendent Signature)

Donna Lawrence
(School Board Chairperson)

2000-2001

KHSAA Form No. T1
Rev. 3/01

**ACCOMMODATION OF INTERESTS AND ABILITIES
SUMMARY PROGRAM CHART 1**

DEC 03 2001

Participation Opportunities Test One

Program	Enrollment (1)	Percentage of Total Enrollment (3)	Number of Interscholastic Participants (double and triple count) (4)	Percent of Total Participation (5)
GIRLS	94	54%	86	48.5
BOYS	80	46%	91	51.5
Totals (2)	174	100%	177	100%

Instructions:

*Number of 8th grade students & below used in Column 4 calculations if applicable: 19 girls

23 boys

- Determine the total number of girls enrolled.
Determine the total number of boys enrolled.
- Add the total number of girls and boys enrolled to determine total enrollment.
- Calculate the percentage of total enrollment that is female. Calculate the percentage of total enrollment that is male.
- Ask the head coaches to review the most updated eligibility or squad lists for their teams. Ask coaches to confirm the names of those individuals who are on the team as of the first date of competition, and cross out the names of those who were cut from the team or quit the team prior to the first competitive event. Determine the total number of interscholastic athletics participants that are girls. In order to determine the total number of athletics participants an individual should be counted each time he or she participates on a team. For example, if Jane Doe competes on the varsity volleyball team, the junior varsity volleyball team, the junior varsity basketball team, and the varsity softball team, she should be counted as four participants (do not include club or intramural sports participants or cheerleaders). Calculate the same way for boys and girls. * In addition, should 8th grade students and below play on a Freshman, Junior Varsity, or Varsity team, they should also be counted for each team and sport they participate in. If applicable, please asterisk the above notation as to how many 8th grade students & below are included.
- Calculate the percentage of female participation (Column 5) based on information from (Column 4).

Calculate the percentage of male participation (Column 5) based on information from (Column 4).

Note: While being within three percent is not a formal compliance standard; if the percent listed in Column 5 is within 3% of Column 3, then it provides a good target within which compliance is likely.

Signature: [Handwritten Signature] Date: 11-27-01

2000 - 2001

DEC 03 2001

KHSAA Form No. T2
Rev. 03/01

ACCOMMODATION OF INTERESTS AND ABILITIES
SUMMARY PROGRAM CHART 2

Participation Opportunities Test Two

Program	Number of Teams Currently Offered (1)		Number of Teams Added in Last Five Years (2)	Number of Participants Added in Last Five Years (3)	Percent of Total Participation By Sex (4)	
		# Part				
GIRLS	varsity:	5	45	1	3	6.6%
	j.v.:	3	41	0	0	0%
	frosh:	0	0	0	0	0%
	other:	0	0	0	0	0%
	total:	8	86	1	3	3.5%
BOYS	varsity:	4	49	1	5	10.2%
	j.v.:	4	32	0	0	0%
	frosh:	1	10	0	0	0%
	other:	0	0	0	0	0%
	total:	9	91	1	5	5.4%

- 1) Calculate the number of interscholastic teams offered for girls at each competitive level (for example, varsity, junior varsity, and freshman levels).
- 2) Calculate the number of interscholastic teams that have been added in the last five years at each competitive level.
- 3) Determine the total number of participants that are currently on the teams that were added in the last five years.
- 4) Calculate the percentage of participants that have been added in the last five years. For example, if girls' varsity soccer (22 participants), junior varsity soccer (18 participants), junior varsity golf (8 participants), and freshman softball (15 participants) have been added in the last five years, then 63 participation opportunities have been added for girls. If the total number of female participants in the program is 300 (taken from Form T-1, Column 4), then 21% of the current opportunities (63 of 300) have been added in the last five years.

Note: If the percentage of current female participants added in the last five years is 25% or greater, compliance with test two may be possible. If less than 25%, then compliance with test three should be analyzed. **CAUTION:** 25% is not a formal compliance standard.

Signature: Timothy E. Meffert Date: 11-27-01

DEC 03 2001

2000-2001
-2001-2002

KHSAA
Form T3
Rev. 07/01

ACCOMMODATION OF INTERESTS AND ABILITIES
SUMMARY PROGRAM CHART 3

Participation Opportunities Test Three

For any question answered "YES" identify the respective sport(s).

	GIRLS (Yes / No)		BOYS (Yes / No)
1. Is there an intramural team offered in a sport not now available in the interscholastic athletics program? (YES or NO)	No		No
2. For a sport <u>not</u> currently offered, is there sufficient interest to form a viable interscholastic team based on participation on an intramural team or community recreation teams? (YES or NO)	NO		NO
3. For a sport <u>not</u> currently offered, is there sufficient interest to form a viable interscholastic team with the interscholastic survey.	No		Yes
4. For a sport currently offered, is there interest to form a viable team for a junior varsity, freshman, or other intramural level that is not currently offered? (YES or NO)	No		NO
5. If you answered YES to question (1), (2), (3) or (4), are there enough high schools in your geographic area offering the sport (at the appropriate level) to allow for the development of a reasonable schedule of competition. (YES or NO)	No		* yes

Principal's Signature: Timothy E. [Signature], A.D. Date: 11-27-01

* A second meeting was held with those students who had indicated on the survey that they were interested in football. When it was explained to the students the conflict with football and band, that is, that because of our size many students would have to choose between the two. The cost factor was also explained. When those students were polled again there was no interest.

2000-2001

2001-2002

DEC 03 2001

KHSAA
Form T4
Rev. 07/01

ACCOMMODATION OF INTERESTS AND ABILITIES
SUMMARY PROGRAM CHART 4

Levels of Competition Test One

		(Column 1)	(Column 2)
	Team Levels	GIRLS	BOYS
Row 1	Total Number of Athletics Participants in All Levels	86	91
Row 2	Number of Varsity Teams Offered	5	4
Row 3	Number of Participants on all Varsity Teams	45	49
Row 4	Percentage of Total Varsity Participants By Sex	52.3 %	53.8 %
Row 5	Number of Junior Varsity Teams Offered	3	4
Row 6	Number of Participants on all Junior Varsity Teams	41	32
Row 7	Percentage of Total Junior Varsity Participants By Sex	47.6 %	35.1 %
Row 8	Number of Freshman Teams Offered	0	1
Row 9	Numbers of Participants on all Freshman Teams	0	10
Row 10	Percentage of Total Freshman Participants By Sex	0 %	10.9 %

- 1) Copy the number entered on Form T1, Row 1, Column 3 and place on Row 1, column 1 of this form.
- 2) Copy the number entered on Form T1, Row 2, Column 3 and place on Row 1, column 2 of this form.
- 3) List the number of teams at the varsity, junior varsity, and freshman levels for boys and girls (Rows #2,5,8) and place in the proper boxes in columns 1 and 2.
- 4) List the number of teams at the varsity, junior varsity, and freshman levels for boys and girls (Rows #3,6,9) and place in the proper boxes in columns 1 and 2.
- 5) Calculate the percentage of female and male participants at each level. (Rows #4,7,10)
 - Divide Row 3, Column 1 by Row 1, Column 1, and place the percentage in Row 4, Column 1.
 - Divide Row 3, Column 2 by Row 1, Column 2, and place the percentage in Row 4, Column 2.
 - Divide Row 6, Column 1 by Row 1, Column 1, and place the percentage in Row 7, Column 1.
 - Divide Row 6, Column 2 by Row 1, Column 2, and place the percentage in Row 7, Column 2.
 - Divide Row 9, Column 1 by Row 1, Column 1, and place the percentage in Row 10, Column 1.
 - Divide Row 9, Column 2 by Row 1, Column 2, and place the percentage in Row 10, Column 2.

Principal's Signature: _____

Timothy E. Miller, AD

Date: 11-27-01

2000-2001

DEC 03 2001

2001-2002 KHSAA TITLE IX ATHLETICS AUDIT

KHSAA
Form T41
Rev. 07/01

Checklist - Overall Interscholastic Athletics Program

Areas of Compliance	ADVANTAGE TO (Respond based on Internal Evaluation by checking the appropriate column.)		
	GIRLS' PROGRAM	BOYS' PROGRAM	NEITHER PROGRAM
BENEFITS			
Equipment and Supplies			✓
Scheduling of Games and Practice Time			✓
Travel and Per Diem Allowances			✓
Coaching			✓
Locker Rooms, Practice and Competitive Facilities			✓
Medical and Training Facilities and Services			✓
Publicity			✓
Support Services			✓
Athletic Scholarships			
Tutoring			
Housing and Dining Facilities and Services			
Recruitment of Student Athletes			

Principal's Signature:

Timothy E. Meffers, AD

Date:

11-27-01

Participation Rates
 G = 49%
 B = 51%

2000-2001
 2001-2002

DEC 03 2001

**BUDGETED AND ACTUAL EXPENDITURES - PROGRAM COMPARISON CHART
 TO INCLUDE BOOSTER CLUB FUNDING**

	equipment and supplies		travel		awards		coaches' salaries (to include supplemental and extended employment)		facilities improvements		publications (if sport-specific)	
	B	E	B	E	B	E	B	E	B	E	B	E
G basketball	2992	2992	670	670	1559	1559	7754	7754				
B basketball	4450	4450	2747	2747	1453	1453	8529	8529				
G softball	2559	1000	3272	3272	931	931	3500	3500	offered 2			
B baseball	3739	3739	645	645	1068	1068	4500	4500				
G cross country	196	196	50	50	232	232	250	250	same person coached			
B cross country	326	326	86	86	232	232	250	250	both = 500			
G golf	100	100	248	248	232	232	500	500				
B golf	100	100	208	208	232	232	500	500				
G soccer	N/A											
B soccer	N/A											
G swimming	N/A											
B swimming	N/A											

* Money reported includes Booster Club Funding, School Athletic account and individual activity funds (which include fundraising and up to \$500 board of ed. match)

"B" is for budgeted dollar amounts and "E" is for actual dollar expenditures. Expenditures should include items provided by third parties such as Booster Clubs.

Principal's Signature: Judy E. [Signature], A.D. Date: 11-27-01

Totals
 G = 27,751 (49%)
 B = 27,065 (51%)
54,816

DEC 03 2001

2000-2001

--2001-2002

KHSAA
Form T36
REV. 07/01

**BUDGETED AND ACTUAL EXPENDITURES - PROGRAM COMPARISON CHART 2
TO INCLUDE BOOSTER CLUB FUNDING**

Teams	equipment and supplies		travel		awards		coaches' salaries (to include supplemental and extended employment)		facilities improvements		publications (if sport-specific)	
	B	E	B	E	B	E	B	E	B	E	B	E
G track	N/A											
B track	N/A											
G tennis	N/A											
B tennis	N/A											
G volleyball	1709	1709	125	125	931	931	1500	1500				
B wrestling												
G (list sport)												
B (football)												
G (list sport)												
B (list sport)												

"B" is for budgeted dollar amounts and "E" is for actual dollar expenditures. Expenditures should include items provided by third parties such as Booster Clubs.

Principal's Signature: *James E. M. Ford, A.D.* Date: 11-27-01

DEC 03 2001

T 5

EQUIPMENT AND SUPPLIES - TEAM CHART

TEAM

Baseball

Number of Game Uniform Items Provided to Participants	shorts or pants: 25 shirts or jerseys: 25 jackets: - sweat shirts/pants: - pairs of shoes: -
Number of Practice Uniform Items Provided to Participants (only if different from game uniforms)	shorts or pants: 0 shirts or jerseys: 0 jackets: 0 sweat shirts/pants: 0 pairs of shoes: 0
Quality of Game Uniforms (excellent, good, fair, poor)	FAIR
Quality of Practice Uniforms (excellent, good, fair, poor)	N/A
Sport-specific equipment provided (bats, gloves, balls, sticks, bags, etc.)	BATS 2 gloves 1 dozen balls
Sport-specific quality (excellent, good, fair, poor)	good
Number of student managers	2
Are student managers volunteers? (YES or NO)	Yes
Equipment storage arrangements (excellent, good, fair, poor)	good - Locker room?

Signature: Macli Spigg

Date: 11/27/01

EQUIPMENT AND SUPPLIES - TEAM CHART

TEAM

Softball

Number of Game Uniform Items Provided to Participants	shorts or pants: 1 Per player shirts or jerseys: 1 per player jackets: 0 sweat shirts/pants: 0 pairs of shoes: 0
Number of Practice Uniform Items Provided to Participants (only if different from game uniforms)	shorts or pants: 0 shirts or jerseys: 0 jackets: 0 sweat shirts/pants: 0 pairs of shoes: 0
Quality of Game Uniforms (excellent, good, fair, poor)	good
Quality of Practice Uniforms (excellent, good, fair, poor)	N/A
Sport-specific equipment provided (bats, gloves, balls, sticks, bags, etc.)	Balls, Bats, catcher Equipment
Sport-specific quality (excellent, good, fair, poor)	good
Number of student managers	0
Are student managers volunteers? (YES or NO)	N/A
Equipment storage arrangements (excellent, good, fair, poor)	Fair

Signature: Janet E. Mafford

Date: 11/26/01


DEC 03 2001

EQUIPMENT AND SUPPLIES - TEAM CHART

TEAM

Boys Golf

Number of Game Uniform Items Provided to Participants	shorts or pants: \emptyset shirts or jerseys: \emptyset jackets: \emptyset sweat shirts/pants: \emptyset pairs of shoes: \emptyset
Number of Practice Uniform Items Provided to Participants (only if different from game uniforms)	shorts or pants: \emptyset shirts or jerseys: \emptyset jackets: \emptyset sweat shirts/pants: \emptyset pairs of shoes: \emptyset
Quality of Game Uniforms (excellent, good, fair, poor)	N/A
Quality of Practice Uniforms (excellent, good, fair, poor)	N/A
Sport-specific equipment provided (bats, gloves, balls, sticks, bags, etc.)	Balls HAVE NOT BEEN PAID FOR.
Sport-specific quality (excellent, good, fair, poor)	N/A
Number of student managers	\emptyset
Are student managers volunteers? (YES or NO)	N/A
Equipment storage arrangements (excellent, good, fair, poor)	N/A

Signature: 

Date: 11.26.01

EQUIPMENT AND SUPPLIES - TEAM CHART

TEAM

Girls Basketball

Number of Game Uniform Items Provided to Participants	shorts or pants: 30 Varsity & JV shirts or jerseys: 30 Varsity & JV jackets: 15 sweat shirts/pants: 0 pairs of shoes: 0
Number of Practice Uniform Items Provided to Participants (only if different from game uniforms)	shorts or pants: 18 2 sets of shirts or jerseys: 18 jackets: 0 sweat shirts/pants: 0 pairs of shoes: 0
Quality of Game Uniforms (excellent, good, fair, poor)	good
Quality of Practice Uniforms (excellent, good, fair, poor)	good
Sport-specific equipment provided (bats, gloves, balls, sticks, bags, etc.)	Balls
Sport-specific quality (excellent, good, fair, poor)	excellent
Number of student managers	1
Are student managers volunteers? (YES or NO)	Yes
Equipment storage arrangements (excellent, good, fair, poor)	good

Signature:

Date:

11/21/01

DEC 03 2001

EQUIPMENT AND SUPPLIES - TEAM CHART

TEAM

Boys Basketball

Number of Game Uniform Items Provided to Participants	shorts or pants: 30 Varsity & JV shirts or jerseys: 30 Varsity & JV jackets: 15 sweat shirts/pants: 15 pairs of shoes: 0
Number of Practice Uniform Items Provided to Participants (only if different from game uniforms)	shorts or pants: 20 shirts or jerseys: 20 jackets: 0 sweat shirts/pants: 0 pairs of shoes: 0
Quality of Game Uniforms (excellent, good, fair, poor)	excellent
Quality of Practice Uniforms (excellent, good, fair, poor)	good
Sport-specific equipment provided (bats, gloves, balls, sticks, bags, etc.)	Balls
Sport-specific quality (excellent, good, fair, poor)	good
Number of student managers	1
Are student managers volunteers? (YES or NO)	Yes
Equipment storage arrangements (excellent, good, fair, poor)	good

Signature:

Timothy E. Mefford

Date:

11/21/01

EQUIPMENT AND SUPPLIES - TEAM CHART

TEAM

Girls Golf

Number of Game Uniform Items Provided to Participants	shorts or pants: 0 shirts or jerseys: 0 jackets: sweat shirts/pants: pairs of shoes:
Number of Practice Uniform Items Provided to Participants (only if different from game uniforms)	shorts or pants: shirts or jerseys: jackets: NA sweat shirts/pants: pairs of shoes:
Quality of Game Uniforms (excellent, good, fair, poor)	NA
Quality of Practice Uniforms (excellent, good, fair, poor)	NA
Sport-specific equipment provided (bats, gloves, balls, sticks, bags, etc.)	PING BAGS
Sport-specific quality (excellent, good, fair, poor)	GOOD
Number of student managers	0
Are student managers volunteers? (YES or NO)	NA
Equipment storage arrangements (excellent, good, fair, poor)	GOOD

Signature: _____

Todd Dyer

Date: _____

11/26/01

DEC 03 2001

EQUIPMENT AND SUPPLIES - TEAM CHART

TEAM

Volleyball

Number of Game Uniform Items Provided to Participants	shorts or pants: 1 per player shirts or jerseys: 1 per player jackets: 0 sweat shirts/pants: 0 pairs of shoes: 0
Number of Practice Uniform Items Provided to Participants (only if different from game uniforms)	shorts or pants: shirts or jerseys: jackets: sweat shirts/pants: N/A pairs of shoes:
Quality of Game Uniforms (excellent, good, fair, poor)	good
Quality of Practice Uniforms (excellent, good, fair, poor)	N/A
Sport-specific equipment provided (bats, gloves, balls, sticks, bags, etc.)	6 practice balls per year 2 game balls per year
Sport-specific quality (excellent, good, fair, poor)	excellent
Number of student managers	0
Are student managers volunteers? (YES or NO)	N/A
Equipment storage arrangements (excellent, good, fair, poor)	fair

Signature:

Michelle Cason

Date:

11/26/01

DEC 03 2001

EQUIPMENT AND SUPPLIES - TEAM CHART

TEAM

Boys Cross Country

Number of Game Uniform Items Provided to Participants	shorts or pants: 1 per runner shirts or jerseys: 1 per runner jackets: 0 sweat shirts/pants: 0 pairs of shoes: 0
Number of Practice Uniform Items Provided to Participants (only if different from game uniforms)	shorts or pants: shirts or jerseys: 0 jackets: sweat shirts/pants: pairs of shoes:
Quality of Game Uniforms (excellent, good, fair, poor)	good
Quality of Practice Uniforms (excellent, good, fair, poor)	N/A
Sport-specific equipment provided (bats, gloves, balls, sticks, bags, etc.)	N/A
Sport-specific quality (excellent, good, fair, poor)	N/A
Number of student managers	0
Are student managers volunteers? (YES or NO)	N/A
Equipment storage arrangements (excellent, good, fair, poor)	fair

Signature: Timothy E. Mefford A.D. Date: 11/26/01

EQUIPMENT AND SUPPLIES - TEAM CHART

TEAM

Girls Cross Country

Number of Game Uniform Items Provided to Participants	shorts or pants: 1 per runner shirts or jerseys: 1 per runner jackets: 0 sweat shirts/pants: 0 pairs of shoes: 0
Number of Practice Uniform Items Provided to Participants (only if different from game uniforms)	shorts or pants: shirts or jerseys: jackets: 0 sweat shirts/pants: pairs of shoes:
Quality of Game Uniforms (excellent, good, fair, poor)	good
Quality of Practice Uniforms (excellent, good, fair, poor)	N/A
Sport-specific equipment provided (bats, gloves, balls, sticks, bags, etc.)	N/A
Sport-specific quality (excellent, good, fair, poor)	N/A
Number of student managers	0
Are student managers volunteers? (YES or NO)	N/A
Equipment storage arrangements (excellent, good, fair, poor)	fair

Signature: Timothy E. Moffat A.D. Date: 11/26/01

DEC 03 2001

Method of Cheerleader selection for Williamstown Jr./Sr. High School

Cheer tryouts for the 99-2000 school year were held in the spring of '99. For that school year, and in the 2000-2001 school year, there were 2 varsity squads, one for Girl's Varsity basketball and one for Boy's Varsity basketball. Girls and boys trying out were given copies of forms to be filled out and returned by the Monday of practice week, such as medical release, parent permission and preference. The preference form asked the participants to select 1st choice, 2nd choice or no preference as to which squad they wanted consideration for. Following a week of practice, tryouts were held on Friday. Three impartial judges from outside our school district scored the girls in three areas: dance, sideline cheers, and gymnastics. Boys were scored in 2 areas: side line cheers and gymnastics. Scores were compiled. Based on each student's score as well as their personal preference, sponsors and the athletic director determined which squad each participant would be on. For example, if a participant scored 98/100 and asked to be on the Girl's Varsity Basketball squad, they were selected for that squad and so on down the scores and preferences until those participants who had no preference were reached. Participants, who had no preference, were placed on squads first one score and then the other until all participants were placed on a squad. Because of the size of the enrollment of our school, it is very unlikely that those participants trying out would not be selected for one squad or another.

This was the same method of selection for the 2000-2001 school year with tryouts being in the spring of '2000.

Tryouts held in the spring of 2001 for the school year 2001-2002 were slightly different only in that we used UCA judges and went from having two varsity squads to one varsity squad. Thus there was no longer any need for consideration of preference. Girls and boys were selected from the highest score down with a score of 50 out of 100 being the lowest score acceptable. The one varsity squad would cheer for both boy's and girl's basketball teams. The squad would cheer for all home games for both teams and an equally selected number of away games when possible.

Coaching

DEC 03 2001

WILLIAMSTOWN INDEPENDENT SCHOOLS LIST OF EXTENDED SERVICE AND EXTRA DUTY SERVICE 2000-2001

Superintendent	55 Days Extended	
Assistant to Superintendent	55 Days Extended	
Elementary Principal	55 Days Extended	
High School Principal	55 Days Extended	
Band Director	55 Days Extended	
High School Guidance Counselor	40 Days Extended	
Home Economics	5 Days Extended	
Librarian	15 Days Extended	
Special Education Extra-Duty	10 Days Extended	
Writing Coordinator	5 Days Extended	
Math Extra-Duty	5 Days Extended	
Yearbook Advisor	\$ 1,000	
Varsity Cheerleader Sponsor -- Boys	1,200	
Varsity Cheerleader Sponsor -- Girls	1,200	
Junior High Cheerleader Sponsor	500	
Boys Varsity Basketball Coach	4,500	+ 10 extended days @ #1529.10
Girls Varsity Basketball Coach	4,500	+ 10 extended days @ 1753.90
Junior Varsity Basketball Coach	1,500	
Freshman Basketball Coach	1,000	
Junior High Basketball Coach	750	
Athletic Director	4,500	
Transportation Director	7,500	
Band Director	3,000	
Public Relations Director	3,000	
Treasurer Supplement	5,000	
Boys Varsity Baseball Coach	2,500	
Girls Softball Coach	2,500	
Boys Varsity Asst. Baseball Coach (2)	1,000 each	
Academic Coach -- High School	2,500	
Academic Coach -- Junior High	2,000	
Academic Coach -- Elementary	750	
Elementary Intramural Coach	1,200	
Cross Country Coach	500	boys/girls
Junior Pro Director	500	
Flag Instructor	500	
Tennis Coach	750	
Track Coach	750	
Golf Coach	500	
Volleyball Coach	1,000	Asst. Coach #500
Title I Parent Activities Coor.	1,000	
Odyssey of Mind Coordinators	500 each team	

COACHING - SUMMARY PROGRAM COMPARISON CHART I

DEC 03 2001

GIRLS' TEAM COACHES (list coaches' names)	LEVEL OF COMPETITION (V, JV, FR, other)	ON/OFF CAMPUS	YEARS COACHING AT CURRENT SCHOOL	TOTAL YEARS COACHING	COACHING SALARY FOR CURRENT YEAR
BASKETBALL					
Patricia Wilson	V	ON	2	10	* \$1953.90 extended \$4,500 10 days
Steve Wilson	IV	ON	2	3	\$1,500
CROSS COUNTRY					
Steve Wilson	V+JV	ON	2	1	* \$500 girls & boys 250
GOLF					
Jim Brown	V	ON	6	6	\$500
Tim Messford	IV	ON	1	1	Free Country Club membership

Signature: Patricia Wilson

Date: 6-7-00

COACHING - SUMMARY PROGRAM COMPARISON CHART 2

DEC 03 2001

GIRLS' TEAM COACHES (list coaches' names)	LEVEL OF COMPETITION (V, JV, FR, other)	ON/OFF CAMPUS	YEARS COACHING AT CURRENT SCHOOL	TOTAL YEARS COACHING	COACHING SALARY FOR CURRENT YEAR
SOCCKER					
N/A					
SOFTBALL					
David Wilson	V	off	1	1	\$1,250.00
Michelle Johnson	JV	on	1	1	\$1,250.00
SWIMMING					
N/A					

Signature: *Patricia Wilson* Date: 6-7-00

* Copyright 1999, Good Sports, Inc., Title IX and Gender Equity Specialists. All rights reserved.

COACHING - SUMMARY PROGRAM COMPARISON CHART 3

DEC 03 2001

GIRLS' TEAM COACHES (list coaches' names)	LEVEL OF COMPETITION (V, JV, FR, other)	ON/OFF CAMPUS	YEARS COACHING AT CURRENT SCHOOL	TOTAL YEARS COACHING	COACHING SALARY FOR CURRENT YEAR
TENNIS					
N/A					
TRACK					
N/A					
VOLEYBALL					
Justin Cason	V	ON	1	2	\$1,000
Michelle Johnson	IV	ON	1	1	\$9500

Signature: *Estee Wilson* Date: 6-7-00

COACHING - SUMMARY PROGRAM COMPARISON CHART 5

DEC 03 2001

BOYS' TEAM COACHES (list coaches' names)	LEVEL OF COMPETITION (V, JV, FR, other)	ON/OFF CAMPUS	YEARS COACHING AT CURRENT SCHOOL	TOTAL YEARS COACHING	COACHING SALARY FOR CURRENT YEAR
BASEBALL					
Matt Turner	V	ON	6	10	\$2,500
Steve Wilson	JV	ON	1	1	\$1,000
Jerry Miller	JV	OFF	1	1	\$1,000
BASKETBALL					
Tim Mefford	V	ON	7	14	\$4,500 ^{10 extended days}
Justin Cason	JV	ON	1	1	\$1,500
Aaron Levering	Fr.	OFF	1	1	\$1,000

Signature: Patricia Wilson Date: 6-7-00

* Copyright 1999, Good Sports, Inc., Title IX and Gender Equity Specialists. All rights reserved.

COACHING - SUMMARY PROGRAM COMPARISON CHART 7

DEC 03 2001

BOYS' TEAM COACHES (list coaches' names)	LEVEL OF COMPETITION (V, JV, FR, other)	ON/OFF CAMPUS	YEARS COACHING AT CURRENT SCHOOL	TOTAL YEARS COACHING	COACHING SALARY FOR CURRENT YEAR
GOLF					
Tim Brown	V	ON	6	6	\$500
Tim Mefford	IV	ON	1	1	Free membership to Country Club
SOCCER					
N/A					
TENNIS					
N/A					

Signature: Catherine Wilson Date: 8-7-00

COACHING - SUMMARY PROGRAM COMPARISON CHART 8

DEC 03 2001

BOYS' TEAM COACHES (list coaches' names)	LEVEL OF COMPETITION (V, JV, FR, other)	ON/OFF CAMPUS	YEARS COACHING AT CURRENT SCHOOL	TOTAL YEARS COACHING	COACHING SALARY FOR CURRENT YEAR
TRACK					
N/A					
WRESTLING					
N/A					
OTHER SPORTS (list)					
N/A					

Signature: Patricia Wilson Date: 6-7-00

DEC 03 2001

2000-2001

School Year: 2000-2001
Signature: Patricia Wilson
Date: 4-6-01

TITLE IX
CORRECTIVE ACTION PLAN

To utilize this form indicate the intended area which needs corrective action and the suggested change time table for implementation. You may copy this form as needed. Please attach corrective action plans along with audit forms and submit by April 15, 2001.

ITEM FOR CORRECTION	SUGGESTED CHANGE	TIME TABLE FOR CORRECTIVE ACTION
<p>Softball field - using city field at the present time.</p>	<p>Putting softball field on campus</p>	<p>2001-2002 school year 2002-2003</p>