



Kentucky High School Athletic Association

2280 Executive Drive ° Lexington, KY 40505 ° www.khsaa.org ° (859)299-5472 (859)293-5999 (fax)

To: Superintendent, Principal, and Athletic Director

From: Brigid L. DeVries, Commissioner
Larry Boucher, Assistant Commissioner

A handwritten signature in black ink, appearing to be "LB", is written over the name "Larry Boucher".


Date: August 6, 2003

Subject: 2002-2003 Annual Report Forms Submission

School: Lyon County High School

Enclosed please find a copy of Form T-65, The 2002-2003 Annual Report Forms Checklist. In addition, you may find an attachment with corrected copies of the forms submitted by your school personnel. Please review this information so the forms can be completed accurately in the future. Also, KHSAA Audit Staff may have requested a re-submission of some of the 2002-2003 Annual Report Forms or need additional information on your athletic programs. Please submit this information by the date requested if this is applicable. Copies and all KHSAA Title IX documents must be kept current and included in your permanent Title IX File at the school. All documents are subject to Open Records Requests.

Should you need any further information, please do not hesitate to call anytime.



MEMORANDUM

TO: KHSAA Member School Superintendents, Principals, and Athletic Directors

FROM: Brigid L. DeVries, Commissioner
Larry Boucher, Executive Assistant Commissioner

DATE: July 1, 2003

RE: 2003 Title IX Forms Submission

School	Lyon County High School	Reviewed by	Gary Lawson
--------	-------------------------	-------------	-------------

The following is a status report regarding the required 2002 - 2003 Title IX submission of forms due in to the KHSAA office by April 15, 2003. Appropriate audit personnel have reviewed these forms and the following is a summary of this review.

I. Checklist of Forms properly submitted in a satisfactory manner:

✓	GE 19 (Annual Verification)	✓	T-35 (Budget Expenses)
✓	T-1 (Summary Program Chart 1)	✓	T-36 (Budget Expenses)
✓	T-2 (Summary Program Chart 2)	✓	T-41 (Checklist - Overall Interscholastic Program)
✓	T-3 (Summary Program Chart 3)	✓	T-60 (Corrective Action Plan)
✓	T-4 (Summary Program Chart 4)	✓	T-63 (Interscholastic Survey Results)

ii. Status

A.	✓	2002 - 2003 Forms are satisfactory and no further information or action is necessary at this time.
B.		Errors have been noted with respect to the following forms and corrected copies are being returned to you for placement in your Title IX file to ensure proper submission in the future.
C.		The following forms were omitted and must be submitted by school representatives.
D.	✓	Other Recommendation and Comments: <ul style="list-style-type: none"> All calculations are correct and report is complete. The report shows only a 37% return rate for student survey. The school needs a higher return rate in order to support responses on T-3. A better system needs to be developed in order to get a higher return rate on future submittals.



MEMORANDUM

To: KHSAA Member School Superintendents, Principals, and Athletic Directors

From: Brigid L. DeVries, Commissioner
Larry Boucher, Assistant Commissioner

Date: July 1, 2003

Re: 2003 Title IX Forms Submission

School	<u>Lyon County</u>	Reviewed by	<u>GARY W. LAWSON</u>
--------	--------------------	-------------	-----------------------


The following is a status report regarding the required 2002-2003 Title IX submission of forms which were due in to the KHSAA office by April 15, 2003. Appropriate audit personnel have reviewed these forms and the following is a summary of this review.

I. Checklist of Forms properly submitted in a satisfactory manner:

<input checked="" type="checkbox"/>	GE 19 (Annual Verification)	<input checked="" type="checkbox"/>	T-35 (Budget Expenses)
<input checked="" type="checkbox"/>	T-1 (Summary Program Chart 1)	<input checked="" type="checkbox"/>	T-36 (Budget Expenses)
<input checked="" type="checkbox"/>	T-2 (Summary Program Chart 2)	<input checked="" type="checkbox"/>	T-41 (Checklist - Overall Interscholastic Program)
<input checked="" type="checkbox"/>	T-3 (Summary Program Chart 3)	<input checked="" type="checkbox"/>	T-60 (Corrective Action Plan)
<input checked="" type="checkbox"/>	T-4 (Summary Program Chart 4)	<input checked="" type="checkbox"/>	T-63 (Interscholastic Survey Results)

II. Status

A.	<input checked="" type="checkbox"/>	2002-2003 Forms are satisfactory and no further information or action is necessary at this time.
B.	<input type="checkbox"/>	Errors have been noted with respect to the following forms and corrected copies are being returned to you for placement in your Title IX file to ensure proper submission in the future.
C.	<input type="checkbox"/>	The following forms were omitted and must be submitted by school representatives.
D.	<input type="checkbox"/>	Other Recommendation and Comments: <i>all calculations are correct and report is complete. The report shows only a 37% return rate for student survey. The school needs a higher return rate in order to support responses on T-3. A better system needs to be developed in order to get a higher return rate on future submissions.</i>



MEMORANDUM

To: KHSAA Member School Superintendents, Principals, and Athletic Directors

From: Brigid L. DeVries, Commissioner
Larry Boucher, Assistant Commissioner

Date: July 1, 2003

Re: 2003 Title IX Forms Submission

School	Lyon County	Reviewed by	GARY W. LAWSON
--------	-------------	-------------	----------------

The following is a status report regarding the required 2002-2003 Title IX submission of forms which were due in to the KHSAA office by April 15, 2003. Appropriate audit personnel have reviewed these forms and the following is a summary of this review.

I. Checklist of Forms properly submitted in a satisfactory manner:

✓	GE 19 (Annual Verification)	✓	T-35 (Budget Expenses)
✓	T-1 (Summary Program Chart 1)	✓	T-36 (Budget Expenses)
✓	T-2 (Summary Program Chart 2)	✓	T-41 (Checklist - Overall Interscholastic Program)
✓	T-3 (Summary Program Chart 3)	✓	T-60 (Corrective Action Plan)
✓	T-4 (Summary Program Chart 4)	✓	T-63 (Interscholastic Survey Results)

II. Status

A.	✓	2002-2003 Forms are satisfactory and no further information or action is necessary at this time.
B.		Errors have been noted with respect to the following forms and corrected copies are being returned to you for placement in your Title IX file to ensure proper submission in the future.
C.		The following forms were omitted and must be submitted by school representatives.
D.		Other Recommendation and Comments: <i>All calculations are correct and report is complete. The report shows only a 37% return rate for student survey. The school needs a higher return rate in order to support responses on T-3. A better system needs to be developed in order to get a higher return rate on future submittals.</i>


 KHSAA
 Form GE19
 Rev. 9/02

**2002-2003 KENTUCKY HIGH SCHOOL ATHLETIC ASSOCIATION
 ANNUAL VERIFICATION OF TITLE IX PROCEDURES**
 (To be submitted by April 15, 2003 along with other required forms)

The Lyon County High School, Eddyville, Kentucky
 (Name of High School) (City)

certifies to the Kentucky High School Athletic Association that the following is an accurate and true representation of the facts surrounding compliance with 20 U.S.C. Sections 1681-1688, et. Seq. (also known as Title IX)

I certify the following provisions in accordance with records at the school contained in the permanent Title IX file, and to the best of my knowledge have completed the following tasks. (All boxes must be checked)

- ☒ Established a gender equity committee at the high school. (list committee personnel and provide attachment if necessary)

Name	Address	Phone	Title
Michael Fratley	209 Fairview Eddyville	270-388-9715	Girls Basketball Coach
Kelly Cawley	209 Fairview Ave	270-388-9715	Boys Basketball Coach
Jeff Doan	209 Fairview Ave	270-388-9715	AD, Softball Coach, Teacher
Deanna Doan	209 Fairview Ave	270-388-9715	Card. Cons.
Dean Buchanan	209 Fairview Ave	270-388-9715	Teacher
Courtney Pancake	P.O. Box 1209 Eddyville	270-388-4232	Student/Athlete
Ty Rogers	P.O. Box 324 Eddyville	270-388-9798	Student/Athlete

SEE Attachment

- ☒ Scheduled a minimum of three meetings during the 2002-2003 school year on the following dates:

Oct 9, 2002
Nov. 20, 2002
April 7, 2003

- ☒ Designated the following person(s) as the Title IX coordinator for the school/district:

<u>JEFF Doan</u>	<u>AD/Teacher</u>	<u>209 Fairview</u>	<u>270-388-9715 ext 107</u>
Name	Title	Address	Phone

- ☒ School personnel are continuing to make periodic reviews of the boys and girls athletics program reflected in the Corrective Action Plan.

- ☒ In addition to the above information, the above referenced school maintains a complete permanent file relative to Title IX records including copies of the self-assessment audit, all corrective action plans, and other related materials.

Carole Wadlington
 Principal's Signature

4-10 2003
 Date

Don Doan
 Superintendent Signature

Ruthanne Williams
 School Board Chairpersons' Signature

(Send original copy to KHSAA - Maintain duplicate in Title IX school folder)

Other Committee members

Becky Pancake PO. Box 1209 Edgelyville, 270-388-4232 Parent
Paul AKridge 248 US Hwy 373 N Edgelyville, 270-388-4449 Parent

Form T35, T36. * COACHES have CDL and Volunteer
To drive for no pay

Our COACHES SALARIES are different because we
Add \$100.00 per year for experience. Our base
Salary is the same

2002-2003
ACCOMMODATION OF INTERESTS AND ABILITIES
SUMMARY PROGRAM CHART 1

KHSAA
Form T1
Rev. 9/02

Participation Opportunities Test One

		(Column 1)	(Column 2)	(Column 3)	(Column 4)
	Program	Enrollment	Percentage of Total Enrollment	Number of Interscholastic Participants (double and triple count)	Percentage of Total Participation
Row 1	GIRLS	136	49 %	117	49 %
Row 2	BOYS	142	51 %	121	51 %
Row 3	Totals	278	100%	238	100%

Instructions:

*Number of 8th grade students & below used in Column 4 calculations if applicable: 42

- 1) Determine the total number of girls enrolled, (place in Row 1, Column 1). Determine the total number of boys enrolled, (place in Row 2, Column 1).
- 2) Add the total number of girls and boys enrolled to determine total enrollment, (place in Row 3, Column 1).
- 3) Calculate the percentage of total enrollment that is female. (Divide Row 1, Column 1 by row 3, Column 1 and place in Row 1, Column 2.) Calculate the percentage of total enrollment that is male. (Divide Row 2, Column 1 by Row 3, Column 1 and place in Row 2, Column 2.) Note: Row 1, Column 2 plus Row 2, Column 2 should total 100%.
- 4) Ask the head coaches to review the most updated eligibility or squad lists for their teams. Ask coaches to confirm the names of those individuals who are on the team as of the first **date of competition**, and cross out the names of those who were cut from the team or quit the team prior to the first competitive event. Determine the total number of interscholastic athletics participants that are girls, (and place in Row 1, Column 3). In order to determine the total number of athletics participants, an individual should be counted each time he or she participates on a team. For example, if Jane Doe competes on the varsity volleyball team, the junior varsity volleyball team, the junior varsity basketball team, and the varsity softball team, she should be counted as four participants (**do not include club or intramural sports participants, cheerleaders, dance teams, or pom squads**). Calculate the same way for boys and girls. * In addition, should 8th grade students and below play on a Freshman, Junior Varsity, or Varsity team, they should also be counted for each team and sport on which they participate. If applicable, please asterisk the above notation as to how many 8th grade students & below are included in the totals. Using the same procedure, determine the total number of interscholastic athletic participants that are boys, (and place in Row 2, Column 3). Add Row 1, Column 3 plus Row 2, Column 3 to get total participants and place in Row 3, Column 3.
- 5) Calculate the percentage of female participation. (Row 1, Column 3 divided by Row 3, Column 3 and place in Row 1, Column 4.) Calculate the percentage of male participation. (Row 2, Column 3 divided by Row 3, Column 3 and place in Row 2, Column 4.) Note: Row 1, Column 4 plus Row 2, Column 4 should total 100%.

Note: While being within three percent is not a formal compliance standard; if the percent listed in Row 1, Column 4 is within 3% of Row 1, Column 2, then it provides a good target within which compliance is likely.

Principal's Signature: Carson Wadley

Date: 4-10-03

2002-2003

**ACCOMMODATION OF INTERESTS AND ABILITIES
SUMMARY PROGRAM CHART 2**

KHSAA
Form T2
Rev 9/02

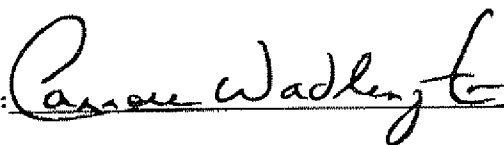
Participation Opportunities Test Two

			Column 1	Column 2	Column 3	Column 4	Column 5
Program			Number of Teams Currently Offered	Number of Participants	Number of Teams Added in Last Five Years	Number of Participants Added in Last Five Years	Percent of Total Participation By Sex Added in Last 5 Years
GIRLS	Row 1	varsity:	5	59	0	0	
	Row 2	j.v.:	3	58	0	0	
	Row 3	frosh:	1	0	0	0	
	Row 4	total:	9	117	0	0	0
BOYS	Row 5	varsity:	5	75	0	0	
	Row 6	j.v.:	3	39	0	0	
	Row 7	frosh:	1	7	0	0	
	Row 8	total:	9	121	0	0	0

- 1) For Column 1, list the number of interscholastic teams offered for girls and boys at each competitive level (varsity, junior varsity, and freshman). For girls, total each of the entries in Rows 1, 2, and 3 into Row 4. For boys, total Rows 5, 6, and 7 into Row 8.
- 2) For Column 2, list the number of participants at each level. For girls, total each of the entries in Rows 1, 2, and 3 into Row 4. For boys, total Rows 5, 6, and 7 into Row 8. **Note:** The totals in Row 4 for girls and in Row 8 for boys must be the same as the totals in Form T-1, Column 3, Rows 1 and 2 respectively.
- 3) For Column 3, list the number of interscholastic teams that have been added in the last five years at each competitive level. Count each team added during the 5 year period only one time. e.g. Girl's junior varsity soccer was added 3 years ago, count the team only once, not 3 times. For girls, total the entries in Rows 1, 2, and 3 into Row 4. For boys, total Rows 5, 6, and 7 into Row 8.
- 4) For Column 4, list the number of participants that are currently on each level of the teams that were added in the last five years. If a team was added previously but no longer exists, there are no current participants to be added for that team. For girls, total the entries in Rows 1, 2, and 3 into Row 4. For boys, total Rows 5, 6, and 7 into Row 8.
- 5) For Column 5, calculate the percentage of participants that have been added in the last five years. For girls, take the number in Column 4, Row 4 and divide by the number in Column 2, Row 4. For boys, take the number in Column 4, Row 8 and divide it by the number in Column 2, Row 8.

Note: If the percentage of current participants added in the last five years is 25% or greater, compliance with test two may be possible. If less than 25%, then compliance with test three should be analyzed. **CAUTION:** 25% is not a formal compliance standard.

Principal's Signature:



Date:

4-10-03

KHSAA
Form T3
Rev. 9/02


2002-2003
ACCOMMODATION OF INTERESTS AND ABILITIES
SUMMARY PROGRAM CHART 3

Participation Opportunities Test Three

For any question answered "YES" identify the respective sport(s).

	GIRLS (Yes / No)		BOYS (Yes / No)
1. For a sport not currently played at the interscholastic level (varsity, junior varsity, or freshman) in your school, is there an intramural team offered for that sport?	No		No
2. For a sport not currently offered in your interscholastic athletics program, is there sufficient interest to form a viable interscholastic team based on participation on an intramural team or community recreation teams?	No		No
3. For a sport not currently offered, is there sufficient interest to form a viable interscholastic team based on student responses from the interscholastic survey?	No		No
4. For a sport currently offered at the varsity level only, is there sufficient interest to form a viable team for a junior varsity, or freshman team that is not currently offered?	No		No
5. For a sport currently offered at the junior varsity or freshman level is there sufficient interest to form a varsity team not currently offered?	No		No
6. If you answered YES to question (1), (2), (3), (4), or (5), are there enough high schools in your geographic area offering the sport (at the appropriate level) to allow for the development of a reasonable schedule of competition?	NA		NA

Principal's Signature:



Date:

4-10-03

KHSAA
Form T4
Rev. 12/02

2002-2003
ACCOMMODATION OF INTERESTS AND ABILITIES+
SUMMARY PROGRAM CHART 4

Levels of Competition Test One

		Column 1	Column 2	Column 3
Girls	Team Levels	Number of Teams Currently Offered	Number of Participants	Percentage of Participants at Each Level
Row 1	varsity:	5	59	50 %
Row 2	j.v.:	3	58	50 %
Row 3	frosh:	1	0	0
Row 4	total:		117	
Boys				
Row 5	varsity:	5	75	62 %
Row 6	j.v.:	3	39	32 %
Row 7	frosh:	1	7	6 %
Row 8	total:		121	

- 1) Column 1, list the number of interscholastic teams offered for girls and boys at each competitive level; varsity, junior varsity, and freshman. (Refer to Form T-2, Accommodation of Interests and Abilities, Summary Program Chart 2, Column 1.)
- 2) For Column 2, list the number of participants at each level. For girls, total the entries in Rows 1, 2, and 3 into Row 4. For boys, total the entries in Rows 5, 6, and 7 into Row 8. (Refer to Form T-2, Accommodation of Interests and Abilities, Summary Program Chart 2, Column 2.)
- 3) For Column 3, calculate the percentage of female and male participants at each level.
 For girls' varsity, junior varsity, and frosh, respectively:
 - Divide Column 2, Row 1 by Column 2, Row 4, and place the percentage in Column 3, Row 1.
 - Divide Column 2, Row 2 by Column 2, Row 4, and place the percentage in Column 3, Row 2.
 - Divide Column 2, Row 3 by Column 2, Row 4, and place the percentage in Column 3, Row 3.
 For boys' varsity, junior varsity, and frosh, respectively:
 - Divide Column 2, Row 5 by Column 2, Row 8, and place the percentage in Column 3, Row 5.
 - Divide Column 2, Row 6 by Column 2, Row 8, and place the percentage in Column 3, Row 6.
 - Divide Column 2, Row 7 by Column 2, Row 8, and place the percentage in Column 3, Row 7.

Principal's Signature:

Carson Wadley

Date: 4-10-03

KHSAA
Form TS5
REV. 10/02

2002-2003
BUDGETED AND ACTUAL EXPENDITURES - PROGRAM COMPARISON CHART
TO INCLUDE BOOSTER CLUB FUNDING

	equipment and supplies		travel		awards		coaches' salaries (to include supplemental and extended employment)		facilities improvements		publications (if sport-specific)	
	B	E	B	E	B	E	B	E	B	E	B	E
G basketball	\$5500.00	\$1020.25	-	*	\$250.00	\$250.00	\$9100.00	\$9100.00				
B basketball	\$5500.00	\$19830.94	-	\$115.89	\$250.00	\$250.00	\$8350.00	\$8350.00				
G softball	\$3800.00	\$2363.09	-	*	\$200.00	\$200.00	\$2100.00	\$2100.00				
B baseball	\$3800.00	\$4145.80	-	\$361.50	\$200.00	\$200.00	\$2100.00	\$2100.00				
G cross country	-											
B cross country	-											
G golf	\$300.00	-	-	*	-	-	\$600.00	-				
B golf	\$300.00	\$264.00	-	*	-	-	\$600.00	\$600.00				
G soccer	\$4000.00	\$3867.32	-	\$177.49	\$250.00	\$250.00	\$3500.00	\$3500.00				
B soccer	\$4000.00	\$3025.80	-	\$126.58	\$250.00	\$250.00	\$3500.00	\$3500.00				
G swimming	-											
B swimming	-											

1. Budget and expenditures on this 2002-2003 year report due by April 15, 2003, should reflect the total monies budgeted and spent for the entire year of 2001-2002 ending June 30, 2002.

2. "B" is for budgeted dollar amounts and "E" is for actual dollar expenditures.

3. Booster Club Funding/Contributions must be included in the expenditures total.

Principal's Signature: Carson Washington

Date: 4-10-03

Copyright 1999, Good Sports, Inc., Title IX and Gender Equity Specialists. All rights reserved.

KESAA
Form 136
REV. 10/02

2002-2003
BUDGETED AND ACTUAL EXPENDITURES - PROGRAM COMPARISON CHART 2
TO INCLUDE BOOSTER CLUB FUNDING

Teams	equipment and supplies		travel		awards		coaches' salaries (to include supplemental and extended employment)		facilities improvements		publications (if sport-specific)	
	B	E	B	E	B	E	B	E	B	E	B	E
G track	-											
B track	-											
G tennis	\$300.00	\$190.00	-	*	-	-	\$600.00	\$600.00				
B tennis	\$300.00	\$151.97	-	*	-	-	\$600.00	\$600.00				
G volleyball	-											
B wrestling	-											
G (list sport)	-											
B (football)	-											
G (list sport)												
B (list sport)												

1. Budget and expenditures on this 2002-2003 year report due by April 15, 2003, should reflect the total monies budgeted and spent for the entire year of 2001-2002 ending June 30, 2002.

2. "B" is for budgeted dollar amounts and "E" is for actual dollar expenditures.

3. Booster Club Funding/Contributions must be included in the expenditures total.

* SEE Attached sheet

Principal's Signature: *Caren Wadley*

Date:

4-10-03

2002-2003 KHSAA TITLE IX ATHLETICS AUDITKHSAA
Form T41
Rev. 9/02**Checklist - Overall Interscholastic Athletics Program**

Areas of Compliance	ADVANTAGE TO (Respond based on Internal Evaluation by checking the appropriate column.)		
	GIRLS' PROGRAM	BOYS' PROGRAM	NEITHER PROGRAM
OPPORTUNITIES			
Accommodation of Interest and Abilities			
BENEFITS			
Equipment and Supplies			✓
Scheduling of Games and Practice Time			✓
Travel and Per Diem Allowances			✓
Coaching			✓
Locker Rooms, Practice and Competitive Facilities			✓
Medical and Training Facilities and Services			✓
Publicity			✓
Support Services			✓
Athletic Scholarships			✓
Tutoring			✓ ESS
Housing and Dining Facilities and Services			NA
Recruitment of Student Athletes			We do not Recruit

Principal's Signature: Carson WadleyDate: 4-10-03

2002-2003 INTERSCHOLASTIC ATHLETICS STUDENT SURVEY

KHSAA
Form T61
Rev. 9/02

1. Is the School District offering the interscholastic sport(s) you want to play?
34 Yes
43 No, I want to play Football-23, Volleyball-7, Track-4, Swimming-2
7 I am not interested in athletics
2. During the **fall season**, which interscholastic sport would you like to play?
37 Football
12 Girls' Volleyball
5 Boys' Volleyball
1 Boys' Cross-Country
13 Girls' Cross-Country
3 Girls' Field Hockey
4 Boys' Golf
1 Girls' Golf
10 Boys' Soccer
4 Girls' Soccer
7 I would not participate
3. During the **winter season**, which interscholastic sport would you like to play?
19 Boys' Basketball
8 Girls' Basketball
5 Boys' Swimming & Diving
7 Girls' Swimming & Diving
8 Boys' Wrestling
4 Girls' Gymnastics
10 Boys' and Girls' Indoor Track
20 I would not participate
4. During the **spring season**, which interscholastic sport would you like to play?
7 Boys' Track
13 Girls' Track
7 Girls' Tennis
8 Boys' Tennis
3 Girls' Slow Pitch Softball
5 Girls' Fast Pitch Softball
16 Boys' Baseball
25 I would not participate
5. Do you participate in intramural sports? If you do, which sports(s)?
16 Yes Soccer-4, Basketball-1, Baseball-7, Tennis-1, Golf-1
34 No
6. Which intramural sports, if any, would you like to see added?

7. Do you participate in non-school sport activities? If you do, which sport(s)?

34 Yes Spring Soccer - 6, Marching band - 1, Volleyball - 3, Basketball - 3, baseball - 1, Golf - 1,
42 No Dance - 2, Tennis - 2, Softball - 1

8. Are you currently participating in interscholastic athletics during any season?

33 Yes

47 No Why don't you participate in interscholastic athletics?

5 I prefer other activities such as band, chorus, etc.

8 I don't have time

6 The practice schedules and game times are inconvenient

15 The sport I like isn't offered

6 It's too expensive

0 I prefer to participate in club or intramural sports

8 Working

10 Other

9. Do you have any suggestions to encourage participation?

No - 48

10. Please list OTHER SPORTS you are interested in participating in and the sports season.

Sport

Season

Football - 6
Eng Pong - 1
Lacrosse - 1
Dance Team - 1
Archery - 1
Girls - wrestling - 1

Fall
Any
Summer
Winter
Winter
Winter

Optional

Name: _____

Age: _____

Male: _____ Female: _____



KHSAA
Form T63
Rev. 10/02

2002-2003 INTERSCHOLASTIC ATHLETICS SURVEY

Summary of Student Responses

School Name: Lyon County High School
 School Enrollment: 278
 Date: 4-7-03
 Completed By: Jeff Doorn - AD

Instructions:

1. Summarize the Student Athletics Interest Surveys Form T-61 by listing the total number of responses on the line next to each sport.
2. Under the Other Category please provide a listing of the sports as well as the number of students who are interested in participating.
3. Please sign and date the Summary Form (T-63) and mail the Summary Form only to the KHSAA by April 15, 2003. Do not mail the student surveys (Form T-61). However, these Forms should be maintained in your files in the event they are requested subsequently.

225 Number of Surveys

84 Total Returned

9-12 Grades Surveyed

How Was The Survey Administered? Flex CLASS (Home room)
 (e.g. was it given in all English classes, or all home rooms, or advisee/advisor?)

Fall Sports (List Total Number of Participation Responses)

13 Cross Country (Girls)
1 Cross Country (Boys)
3 Field Hockey (Girls)
37 Football (Boys)
1 Golf (Girls)
4 Golf (Boys)
4 Soccer (Girls)
10 Soccer (Boys)
12 Volleyball (Girls)
5 Volleyball (Boys)

Winter Sport (List Total Number of Participation Responses)

8 Basketball (Girls)
19 Basketball (Boys)
4 Gymnastics (Girls)
6 Indoor Track (Girls)
4 Indoor Track (Boys)
7 Swimming & Diving (Girls)
5 Swimming & Diving (Boys)
8 Wrestling (Boys)

Spring Sport (List Total Number of Participation Responses)

16 Baseball (Boys)
5 Fast Pitch Softball (Girls)
3 Slow Pitch Softball (Girls)
7 Tennis (Girls)
8 Tennis (Boys)
13 Track (Girls)
7 Track (Boys)

Other Sports (From Student Survey T-61 Question 10)

Name of Sport	Number of Students Interested In Participating
<u>Pool, Ping</u>	<u>1</u>
<u>Lacrosse</u>	<u>1</u>
<u>Dance</u>	<u>1</u>
<u>Archery</u>	<u>1</u>
<u>Girls Wrestling</u>	<u>1</u>

 Number of Students who participate in Intramural Sports.
 (From Student Survey T-61 Question 5)

Sport	Number
<u>Soccer</u>	<u>4</u>
<u>Basketball</u>	<u>1</u>
<u>Baseball</u>	<u>1</u>
<u>Tennis</u>	<u>1</u>
<u>Golf</u>	<u>1</u>
<u>Softball</u>	<u>1</u>

 List Intramural Sports students are interested in adding:
 (From Student Survey T-61 Question 6)

Sport	Number
<u>Darts</u>	<u>1</u>
<u>Bowling</u>	<u>1</u>
<u>Football</u>	<u>4</u>
<u>Track</u>	<u>2</u>
<u>Volleyball</u>	<u>1</u>

Participation in Non-School Sports Activities
(From Student Survey T-61 Question 7)

<u>Sport</u>	<u>Number</u>
Spring Soccer	6
Marching Band	1
Volleyball	3
Basketball	3
Baseball	1
Golf	1

Reasons for not participating in interscholastic athletics.
(From Survey Question 8)

<u>Response</u>	<u>Number</u>
5 I prefer other activities such as band, chorus, etc.	
8 I don't have time	
6 The practice schedules and game times are inconvenient	
15 The sport I like isn't offered	
6 It's too expensive	
0 I prefer to participate in club or intramural sports	
8 Working	
10 Other	

Student Suggestions to encourage participation

1. More Fun
2. Lower Prices
3. More Sports
4. Better Coaches
5. Get Football
6. Be More encouraging
7. Lighted up on Practices
8. players care about each other
9. Make everyone take drug test
10. offer free t-shirts
11. Sports help you get into college

Carson Wadley
Principal's Signature

4-10-03
Date

School Name Lyon County High School
 School Year: 2002-2003
 Principal's Signature: Caron Washington
 Date: June 17, 2003

**2002-2003
 TITLE IX
 CORRECTIVE ACTION PLAN**

KHSAA
 Form T60
 Rev. 10/02

To complete this form, indicate the intended area which needs corrective action, the suggested change and time table for implementation. You may copy this form as needed. Please attach corrective action plans along with audit forms and submit by April 15, 2003.

ITEM FOR CORRECTION	SUGGESTED CHANGE	TIME TABLE FOR CORRECTIVE ACTION
Female prime time game scheduling	We will ask every school that we play to look at a Friday or Saturday game. We have several.	Next time for scheduling
Uniform rotation	In the past we have bought boys' two years in a row and girls' two years in a row.	Rotation boys, girls, boys, girls.
Publicity-banners	After a team wins a district or region championship, banners are to be placed in the gym.	Update current banners and purchase new ones for championship.
Practice space and times	New gym will help with overloaded practice times. Both get equal time.	2003-04 school year
Freshman girls' basketball team	Promote freshman team for girls	2003-04 school year
Weight room facility	Take a room when middle school moves into its new building	2003-04 school year

- An explanation (status report) is needed for all areas identified previously as items for correction as well as all areas currently identified as items for correction. This form shall be typed.

Principal's Signature: Caron Washington Date: 6-17-03