



# Kentucky High School Athletic Association

2280 Executive Drive • Lexington, KY 40505 • [www.khsaa.org](http://www.khsaa.org) • (859)299-5472 (859)293-5999 (fax)

To: Superintendent, Principal, and Athletic Director

From: Brigid L. DeVries, Commissioner  
Larry Boucher, Assistant Commissioner *LB*

Date: August 25, 2003


Subject: 2002-2003 Annual Report Forms Submission

School: Woodford County High School

Enclosed please find a copy of Form T-65, The 2002-2003 Annual Report Forms Checklist. In addition, you may find an attachment with corrected copies of the forms submitted by your school personnel. Please review this information so the forms can be completed accurately in the future. Also, KHSAA Audit Staff may have requested a re-submission of some of the 2002-2003 Annual Report Forms or need additional information on your athletic programs. Please submit this information by the date requested if this is applicable. Copies and all KHSAA Title IX documents must be kept current and included in your permanent Title IX File at the school. All documents are subject to Open Records Requests.

Should you need any further information, please do not hesitate to call anytime.





## MEMORANDUM

TO: KHSAA Member School Superintendents, Principals, and Athletic Directors

FROM: Brigid L. DeVries, Commissioner  
Larry Boucher, Executive Assistant Commissioner

DATE: July 28, 2003

RE: 2003 Title IX Forms Submission

School	Woodford County High School	Reviewed by	Gary Lawson
--------	-----------------------------	-------------	-------------


The following is a status report regarding the required 2002 - 2003 Title IX submission of forms due in to the KHSAA office by April 15, 2003. Appropriate audit personnel have reviewed these forms and the following is a summary of this review.

### I. Checklist of Forms properly submitted in a satisfactory manner:

✓	GE 19 (Annual Verification)	✓	T-35 (Budget Expenses)
✓	T-1 (Summary Program Chart 1)	✓	T-36 (Budget Expenses)
✓	T-2 (Summary Program Chart 2)	✓	T-41 (Checklist - Overall Interscholastic Program)
✓	T-3 (Summary Program Chart 3)	✓	T-60 (Corrective Action Plan)
✓	T-4 (Summary Program Chart 4)	✓	T-63 (Interscholastic Survey Results)

### II. Status

A.	✓	2002 - 2003 Forms are satisfactory and no further information or action is necessary at this time.
B.		Errors have been noted with respect to the following forms and corrected copies are being returned to you for placement in your Title IX file to ensure proper submission in the future.
C.		The following forms were omitted and must be submitted by school representatives.
D.	✓	Other Recommendation and Comments: <ul style="list-style-type: none"> <li>All calculations are correct and the report data appears to be satisfactory at this time.</li> </ul>



# MEMORANDUM

To: KHSAA Member School Superintendents, Principals, and Athletic Directors

From: Brigid L. DeVries, Commissioner  
Larry Boucher, Assistant Commissioner

Date: July 28, 2003

Re: 2003 Title IX Forms Submission

School	<u>Woodford County</u>	Reviewed by	<u>GARY W. LAWSON</u>
--------	------------------------	-------------	-----------------------


The following is a status report regarding the required 2002-2003 Title IX submission of forms which were due in to the KHSAA office by April 15, 2003. Appropriate audit personnel have reviewed these forms and the following is a summary of this review.

## I. Checklist of Forms properly submitted in a satisfactory manner:

<input checked="" type="checkbox"/>	GE 19 (Annual Verification)	<input checked="" type="checkbox"/>	T-35 (Budget Expenses)
<input checked="" type="checkbox"/>	T-1 (Summary Program Chart 1)	<input checked="" type="checkbox"/>	T-36 (Budget Expenses)
<input checked="" type="checkbox"/>	T-2 (Summary Program Chart 2)	<input checked="" type="checkbox"/>	T-41 (Checklist - Overall Interscholastic Program)
<input checked="" type="checkbox"/>	T-3 (Summary Program Chart 3)	<input checked="" type="checkbox"/>	T-60 (Corrective Action Plan)
<input checked="" type="checkbox"/>	T-4 (Summary Program Chart 4)	<input checked="" type="checkbox"/>	T-63 (Interscholastic Survey Results)

## II. Status

A.	<input checked="" type="checkbox"/>	2002-2003 Forms are satisfactory and no further information or action is necessary at this time.
B.	<input type="checkbox"/>	Errors have been noted with respect to the following forms and corrected copies are being returned to you for placement in your Title IX file to ensure proper submission in the future.
C.	<input type="checkbox"/>	The following forms were omitted and must be submitted by school representatives.
D.	<input type="checkbox"/>	Other Recommendation and Comments: <i>All calculations appear to be correct and report data appears to be satisfactory at this time. Have a good summer.</i>



# MEMORANDUM

To: KHSAA Member School Superintendents, Principals, and Athletic Directors

From: Brigid L. DeVries, Commissioner  
Larry Boucher, Assistant Commissioner

Date: July 28, 2003

Re: 2003 Title IX Forms Submission

School	Woodford County	Reviewed by	GARY W. LAWSON
--------	-----------------	-------------	----------------

The following is a status report regarding the required 2002-2003 Title IX submission of forms which were due in to the KHSAA office by April 15, 2003. Appropriate audit personnel have reviewed these forms and the following is a summary of this review.

## I. Checklist of Forms properly submitted in a satisfactory manner:

✓	GE 19 (Annual Verification)	✓	T-35 (Budget Expenses)
✓	T-1 (Summary Program Chart 1)	✓	T-36 (Budget Expenses)
✓	T-2 (Summary Program Chart 2)	✓	T-41 (Checklist - Overall Interscholastic Program)
✓	T-3 (Summary Program Chart 3)	✓	T-60 (Corrective Action Plan)
✓	T-4 (Summary Program Chart 4)	✓	T-63 (Interscholastic Survey Results)

## II. Status

A.	✓	2002-2003 Forms are satisfactory and no further information or action is necessary at this time.
B.		Errors have been noted with respect to the following forms and corrected copies are being returned to you for placement in your Title IX file to ensure proper submission in the future.
C.		The following forms were omitted and must be submitted by school representatives.
D.		Other Recommendation and Comments: All calculations appear to be correct and report data appears to be satisfactory at this time. Have a good summer.



2002-2003 KENTUCKY HIGH SCHOOL ATHLETIC ASSOCIATION  
ANNUAL VERIFICATION OF TITLE IX PROCEDURES  
(To be submitted by April 15, 2003 along with other required forms)

The Woodford Co. High School, Versailles, Kentucky  
(Name of High School) (City)

certifies to the Kentucky High School Athletic Association that the following is an accurate and true representation of the facts surrounding compliance with 20 U.S.C. Sections 1681-1688, et. Seq. (also known as Title IX)

I certify the following provisions in accordance with records at the school contained in the permanent Title IX file, and to the best of my knowledge have completed the following tasks. (All boxes must be checked)

- ☒ Established a gender equity committee at the high school. (list committee personnel and provide attachment if necessary)

Name	Address	Phone	Title
<u>See attached sheet</u>			

- ☒ Scheduled a minimum of three meetings during the 2002-2003 school year on the following dates:

8-21-02

3-3-03

4-15-03

- ☒ Designated the following person(s) as the Title IX coordinator for the school/district:

<u>Betty Wickett</u>	<u>DPP</u>	<u>330 Piggah Pike, Versailles, KY 40383</u>	<u>859-873-4701</u>
Name	Title	Address	Phone

- ☒ School personnel are continuing to make periodic reviews of the boys and girls athletics program reflected in the Corrective Action Plan.

- ☒ In addition to the above information, the above referenced school maintains a complete permanent file relative to Title IX records including copies of the self-assessment audit, all corrective action plans, and other related materials.

[Signature]  
Principal's Signature

4-14 20 03  
Date

[Signature]  
Superintendent Signature

[Signature]  
School Board Chairpersons' Signature

(Send original copy to KHSAA - Maintain duplicate in Title IX school folder)

## WCHS Gender Equity Committee

<b>Name</b>	<b>Address</b>	<b>Phone #</b>	<b>Title</b>
Betty Luckett	WCPS, 330 Pisgah Pike, Versailles, KY 40383	873-4701	DPP
Paul Stahler	WCPS, 330 Pisgah Pike, Versailles, KY 40383	873-4701	Superintendent
Sam Watkins	WCHS, 180 Frankfort Street, Versailles, KY 40383	873-5434	Principal
Joe Carr	WCHS, 180 Frankfort Street, Versailles, KY 40383	873-5434	Athletic Director
Bob Gibson	WCHS, 180 Frankfort Street, Versailles, KY 40383	873-5434	Asst. Athletic Director
Kenneth Ashley	WCHS, 180 Frankfort Street, Versailles, KY 40383	873-5434	Trainer
Jay Lucas	WCHS, 180 Frankfort Street, Versailles, KY 40383	873-5434	Girls Basketball and Baseball
Bill Bland	WCHS, 180 Frankfort Street, Versailles, KY 40383	873-5434	Boys Basketball
Terri Hamilton	WCHS, 180 Frankfort Street, Versailles, KY 40383	873-5434	Cheerleading
Danny Haynes	WCHS, 180 Frankfort Street, Versailles, KY 40383	873-5434	Cross Country and Track
Dan Cassity	WCHS, 180 Frankfort Street, Versailles, KY 40383	873-5434	Football
Kim McDannold	WCHS, 180 Frankfort Street, Versailles, KY 40383	873-5434	Softball
Willie Wilson	WCHS, 180 Frankfort Street, Versailles, KY 40383	873-5434	Boys Soccer
Andrea Brown	WCHS, 180 Frankfort Street, Versailles, KY 40383	873-5434	Girls Soccer
Susan Carey	WCHS, 180 Frankfort Street, Versailles, KY 40383	873-5434	Swimming
Stan Watts	WCHS, 180 Frankfort Street, Versailles, KY 40383	873-5434	Tennis and Golf
Leigh McCauley	WCHS, 180 Frankfort Street, Versailles, KY 40383	873-5434	Volleyball
Rusty Parks	WCHS, 180 Frankfort Street, Versailles, KY 40383	873-5434	Wrestling
Tracy Sobolewski	205 Stourbridge, Versailles, KY 40383	879-1859	Booster Club President and Parent

**2002-2003**  
**ACCOMMODATION OF INTERESTS AND ABILITIES**  
**SUMMARY PROGRAM CHART 1**

KHSAA  
Form T1  
Rev. 9/02

**Participation Opportunities Test One**


		(Column 1)	(Column 2)	(Column 3)	(Column 4)
	Program	Enrollment	Percentage of Total Enrollment	Number of Interscholastic Participants (double and triple count)	Percentage of Total Participation
Row 1	GIRLS	559	50%	254	37%
Row 2	BOYS	566	50%	431	63%
Row 3	Totals	1125	100%	685	100%

Instructions:

\*Number of 8<sup>th</sup> grade students & below used in Column 4 calculations if applicable: 11

- 1) Determine the total number of girls enrolled, (place in Row 1, Column 1).  
Determine the total number of boys enrolled, (place in Row 2, Column 1).
- 2) Add the total number of girls and boys enrolled to determine total enrollment, (place in Row 3, Column 1).
- 3) Calculate the percentage of total enrollment that is female. (Divide Row 1, Column 1 by row 3, Column 1 and place in Row 1, Column 2.) Calculate the percentage of total enrollment that is male. (Divide Row 2, Column 1 by Row 3, Column 1 and place in Row 2, Column 2.) Note: Row 1, Column 2 plus Row 2, Column 2 should total 100%.
- 4) Ask the head coaches to review the most updated eligibility or squad lists for their teams. Ask coaches to confirm the names of those individuals who are on the team as of the first **date of competition**, and cross out the names of those who were cut from the team or quit the team prior to the first competitive event. Determine the total number of interscholastic athletics participants that are girls, (and place in Row 1, Column 3). In order to determine the total number of athletics participants, an individual should be counted each time he or she participates on a team. For example, if Jane Doe competes on the varsity volleyball team, the junior varsity volleyball team, the junior varsity basketball team, and the varsity softball team, she should be counted as four participants (**do not include club or intramural sports participants, cheerleaders, dance teams, or pom squads**). Calculate the same way for boys and girls. \* In addition, should 8<sup>th</sup> grade students and below play on a Freshman, Junior Varsity, or Varsity team, they should also be counted for each team and sport on which they participate. If applicable, please asterisk the above notation as to how many 8<sup>th</sup> grade students & below are included in the totals. Using the same procedure, determine the total number of interscholastic athletic participants that are boys, (and place in Row 2, Column 3). Add Row 1, Column 3 plus Row 2, Column 3 to get total participants and place in Row 3, Column 3.
- 5) Calculate the percentage of female participation. (Row 1, Column 3 divided by Row 3, Column 3 and place in Row 1, Column 4.)  
Calculate the percentage of male participation. (Row 2, Column 3 divided by Row 3, Column 3 and place in Row 2, Column 4.) Note: Row 1, Column 4 plus Row 2, Column 4 should total 100%.

Note: While being within three percent is not a formal compliance standard; if the percent listed in Row 1, Column 4 is within 3% of Row 1, Column 2, then it provides a good target within which compliance is likely.

Principal's Signature:  Date: 4-14-03

**2002-2003**  
**ACCOMMODATION OF INTERESTS AND ABILITIES**  
**SUMMARY PROGRAM CHART 2**

KHSAA  
Form T2  
Rev. 9/02

**Participation Opportunities Test Two**

			Column 1	Column 2	Column 3	Column 4	Column 5
Program			Number of Teams Currently Offered	Number of Participants	Number of Teams Added in Last Five Years	Number of Participants Added in Last Five Years	Percent of Total Participation By Sex Added in Last 5 Years
<b>GIRLS</b>	Row 1	varsity:	9	169	0	0	
	Row 2	j.v.:	4	65	0	0	
	Row 3	frosh:	2	20	1	12 per year	
	Row 4	total:	15	254	1	12	5%
<b>BOYS</b>	Row 5	varsity:	10	266	0	0	
	Row 6	j.v.:	5	129	0	0	
	Row 7	frosh:	2	36	0	0	
	Row 8	total:	17	431	0	0	0%

- 1) For Column 1, list the number of interscholastic teams offered for girls and boys at each competitive level (varsity, junior varsity, and freshman). For girls, total each of the entries in Rows 1, 2, and 3 into Row 4. For boys, total Rows 5, 6, and 7 into Row 8.
- 2) For Column 2, list the number of participants at each level. For girls, total each of the entries in Rows 1, 2, and 3 into Row 4. For boys, total Rows 5, 6, and 7 into Row 8. **Note:** The totals in Row 4 for girls and in Row 8 for boys must be the same as the totals in Form T-1, Column 3, Rows 1 and 2 respectively.
- 3) For Column 3, list the number of interscholastic teams that have been added in the last five years at each competitive level. Count each team added during the 5 year period only one time. e.g. Girl's junior varsity soccer was added 3 years ago, count the team only once, not 3 times. For girls, total the entries in Rows 1, 2, and 3 into Row 4. For boys, total Rows 5, 6, and 7 into Row 8.
- 4) For Column 4, list the number of participants that are currently on each level of the teams that were added in the last five years. If a team was added previously but no longer exists, there are no current participants to be added for that team. For girls, total the entries in Rows 1, 2, and 3 into Row 4. For boys, total Rows 5, 6, and 7 into Row 8.
- 5) For Column 5, calculate the percentage of participants that have been added in the last five years. For girls, take the number in Column 4, Row 4 and divide by the number in Column 2, Row 4. For boys, take the number in Column 4, Row 8 and divide it by the number in Column 2, Row 8.

Note: If the percentage of current participants added in the last five years is 25% or greater, compliance with test two may be possible. If less than 25%, then compliance with test three should be analyzed. **CAUTION:** 25% is not a formal compliance standard.

Principal's Signature: Sam White Date: 4-14-03



**2002-2003**  
**ACCOMMODATION OF INTERESTS AND ABILITIES**  
**SUMMARY PROGRAM CHART 3**

KHSAA  
Form T3  
Rev. 9/02

**Participation Opportunities Test Three**

For any question answered "YES" identify the respective sport(s).

	<b>GIRLS</b> <b>(Yes / No)</b>		<b>BOYS</b> <b>(Yes / No)</b>
1. For a sport not currently played at the interscholastic level (varsity, junior varsity, or freshman) in your school, is there an intramural team offered for that sport?	No		No
2. For a sport <u>not</u> currently offered in your interscholastic athletics program, is there sufficient interest to form a viable interscholastic team based on participation on an intramural team or community recreation teams?	No		No
3. For a sport <u>not</u> currently offered, is there sufficient interest to form a viable interscholastic team based on student responses from the interscholastic survey?	No		No
4. For a sport currently offered at the varsity level only, is there sufficient interest to form a viable team for a junior varsity, or freshman team that is not currently offered?	No		No
5. For a sport currently offered at the junior varsity or freshman level is there sufficient interest to form a varsity team not currently offered?	No		No
6. If you answered YES to question (1), (2), (3), (4), or (5), are there enough high schools in your geographic area offering the sport (at the appropriate level) to allow for the development of a reasonable schedule of competition?	No		No


Principal's Signature:  Date: 4-14-03

**2002-2003**  
**ACCOMMODATION OF INTERESTS AND ABILITIES+**  
**SUMMARY PROGRAM CHART 4**

**Levels of Competition Test One**

		<b>Column 1</b>	<b>Column 2</b>	<b>Column 3</b>
<b>Girls</b>	<b>Team Levels</b>	<b>Number of Teams Currently Offered</b>	<b>Number of Participants</b>	<b>Percentage of Participants at Each Level</b>
<b>Row 1</b>	<b>varsity:</b>	<b>9</b>	<b>169</b>	<b>66%</b>
<b>Row 2</b>	<b>j.v.:</b>	<b>4</b>	<b>65</b>	<b>26%</b>
<b>Row 3</b>	<b>frosh:</b>	<b>2</b>	<b>20</b>	<b>8%</b>
<b>Row 4</b>	<b>total:</b>		<b>254</b>	<b>100%</b>
<b>Boys</b>				
<b>Row 5</b>	<b>varsity:</b>	<b>10</b>	<b>266</b>	<b>62%</b>
<b>Row 6</b>	<b>j.v.:</b>	<b>5</b>	<b>129</b>	<b>30%</b>
<b>Row 7</b>	<b>frosh:</b>	<b>2</b>	<b>36</b>	<b>8%</b>
<b>Row 8</b>	<b>total:</b>		<b>431</b>	<b>100%</b>

- 1) Column 1, list the number of interscholastic teams offered for girls and boys at each competitive level; varsity, junior varsity, and freshman. (Refer to Form T-2, Accommodation of Interests and Abilities, Summary Program Chart 2, Column 1.)
- 2) For Column 2, list the number of participants at each level. For girls, total the entries in Rows 1, 2, and 3 into Row 4. For boys, total the entries in Rows 5, 6, and 7 into Row 8. (Refer to Form T-2, Accommodation of Interests and Abilities, Summary Program Chart 2, Column 2.)
- 3) For Column 3, calculate the percentage of female and male participants at each level.  
For girls' varsity, junior varsity, and frosh, respectively:
  - Divide Column 2, Row 1 by Column 2, Row 4, and place the percentage in Column 3, Row 1.
  - Divide Column 2, Row 2 by Column 2, Row 4, and place the percentage in Column 3, Row 2.
  - Divide Column 2, Row 3 by Column 2, Row 4, and place the percentage in Column 3, Row 3.
  -
 For boys' varsity, junior varsity, and frosh, respectively:
  - Divide Column 2, Row 5 by Column 2, Row 8, and place the percentage in Column 3, Row 5.
  - Divide Column 2, Row 6 by Column 2, Row 8, and place the percentage in Column 3, Row 6.
  - Divide Column 2, Row 7 by Column 2, Row 8, and place the percentage in Column 3, Row 7.

**Principal's Signature:**  **Date:** 4-14-03

**2002-2003**  
**BUDGETED AND ACTUAL EXPENDITURES - PROGRAM COMPARISON CHART**  
**TO INCLUDE BOOSTER CLUB FUNDING**

	equipment and supplies		travel		awards		coaches' salaries (to include supplemental and extended employment)		facilities improvements		publications (if sport-specific)	
	B	E	B	E	B	E	B	E	B	E	B	E
G basketball	3,000	4,178	3,000	8,403	500	1,759	12,500	11,100	See	attached	No sport	specific
B basketball	3,000	2,227	3,000	4,380	500	799	12,500	11,700	sheet.		programs	
G softball	3,000	2,355	2,500	1,931	400	326	5,500	4,000				
B baseball	3,000	7,165	2,500	1,957	400	654	5,500	5,000				
G cross country	200	120	1,000	1,483	300	480	2,250	2,000				
B cross country	200	120	1,000	1,483	300	480	2,250	2,000				
G golf	1,000	1,086	1,000	670	200	161	2,250	2,000				
B golf	1,000	1,086	1,000	670	200	161	2,250	2,000				
G soccer	6,000	17,297	1,500	1,123	500	739	9,500	7,500				
B soccer	6,000	6,565	1,500	1,061	500	808	9,500	7,500				
G swimming	300	269	1,000	2,565	300	403	2,250	1,625				
B swimming	300	269	1,000	2,565	300	403	2,250	1,625				

1. Budget and expenditures on this 2002-2003 year report due by April 15, 2003, should reflect the total monies budgeted and spent for the entire year of 2001-2002 ending June 30, 2002.
2. "B" is for budgeted dollar amounts and "E" is for actual dollar expenditures.
3. Booster Club Funding/Contributions must be included in the expenditures total.

Principal's Signature: *Sam White* Date: 4-14-03

**2002-2003**  
**BUDGETED AND ACTUAL EXPENDITURES - PROGRAM COMPARISON CHART 2**  
**TO INCLUDE BOOSTER CLUB FUNDING**

Teams	equipment and supplies		Travel		awards		coaches' salaries (to include supplemental and extended employment)		facilities improvements		publications (if sport-specific)	
	B	E	B	E	B	E	B	E	B	E	B	E
G track	1,000	1,250	1000	1,248	150	482	3,500	3,250	See sheet.	attached	No specific	sport programs
B track	1,000	1,250	1000	1,248	150	482	3,500	3,250				
G tennis	360	988	120	139	50	50	2,250	2,000				
B tennis	360	988	120	139	50	50	2,250	2,000				
G volleyball	4,000	3,738	3,000	1,898	500	1,282	5,500	4,000				
B wrestling	7,000	3,558	2,000	6,235	900	2,796	12,500	12,000				
G (list sport)												
B (football)	22,500	17,786	3,000	1,388	500	1,950	21,500	19,000				
G (list sport)												
B (list sport)												

1. Budget and expenditures on this 2002-2003 year report due by April 15, 2003, should reflect the total monies budgeted and spent for the entire year of 2001-2002 ending June 30, 2002.
2. "B" is for budgeted dollar amounts and "E" is for actual dollar expenditures.
3. Booster Club Funding/Contributions must be included in the expenditures total.

Principal's Signature:  Date: 4-14-03

## **Budget Information on Facilities Improvements**

The Woodford County Board of Education pays for all facility improvements on a needs basis. Every year they pay thousands of dollars to maintain the softball, baseball, football, and soccer fields. This maintenance is in the form of grass seed, mowing, aerating, etc. The Board also pays for facility improvements on a needs basis. These items include things such as sealing the basketball floor and track and building storage areas at the sports facilities. All of these items are improved when needed. We may have large expenses one year and very few the next. Lastly, our board pays a rental fee for the exclusive use of the swimming pool at Fallings Springs for swim practices and meets.

## **Budget Explanation on Travel Expenditures**

The reason the girl's basketball travel expenditures were well over the budgeted amount was due to the fact that they played in the girls state basketball tournament last year. They traveled to Bowling Green lost in the first game and remained for the whole tournament which drove up their travel expenditures. The boys and girls swimming program also had expenditures well over their budgeted amount because they had to travel by bus to all of their practices as well as meets. We had no swimming complex in Versailles until this school. Next year's title IX report will reflect less cost for travel in our swimming program. The last sport spending well over their budgeted amount for travel was the wrestling program. They compete in a major tournament yearly in Tennessee. Last year they chartered a bus to the trip, which cost much more than a school bus. Consequently, their costs were up. This year the wrestling program took a school bus, which will reduce costs for next year's report.

## **Budget Explanation for Awards Expenditures**

A trend noticed when examining the awards expenditures was our total expenditures were much greater than our budgeted amount throughout the athletic program. The explanation for this is our coaches budgeted for their awards banquets and did not consider purchasing of trophies for district, regional, or WCI tournaments. In the final expenditures tournament trophies were included. We have hosted several district, regional, and sectional tournaments in the last few years.

## **Budget Explanation for Equipment Expenditures**

The reason for the baseball equipment expenditures being well over budget was the fact that they purchased \$3,000 worth of uniforms last year. It was the first time they have purchased uniforms in several years. It was also their turn on the purchase plan. The reason the girls soccer program had equipment expenditures well over budget was the fact that they purchased two sets of uniforms for \$9,000. It was also their turn on the purchase plan.



**2002-2003 KHSAA TITLE IX ATHLETICS AUDIT**KHSAA  
Form T41  
Rev. 9/02**Checklist - Overall Interscholastic Athletics Program**

Areas of Compliance	ADVANTAGE TO (Respond based on Internal Evaluation by checking the appropriate column.)		
	GIRLS' PROGRAM	BOYS' PROGRAM	NEITHER PROGRAM
OPPORTUNITIES			
Accommodation of Interest and Abilities			X
BENEFITS			
Equipment and Supplies			X
Scheduling of Games and Practice Time			X
Travel and Per Diem Allowances			X
Coaching			X
Locker Rooms, Practice and Competitive Facilities			X
Medical and Training Facilities and Services			X
Publicity			X
Support Services			X
Athletic Scholarships			N/A
Tutoring			X
Housing and Dining Facilities and Services			N/A
Recruitment of Student Athletes			N/A

Principal's Signature: Sam Watkins Date: 4-14-03

School Name: Woodford County High School  
 School Year: 2002-2003  
 Principal's Signature:   
 Date: 4-14-03


**2002-2003**  
**TITLE IX**

**CORRECTIVE ACTION PLAN**

To complete this form, indicate the intended area which needs corrective action, the suggested change and time table for implementation. You may copy this form as needed. Please attach corrective action plans along with audit forms and submit by April 15, 2003.

ITEM FOR CORRECTION	SUGGESTED CHANGE	TIME TABLE FOR CORRECTIVE ACTION
1. Continue Monitoring Girls and Boys Schedules for prime time games.	Right now our schedules look good with Boys and Girls basketball both playing 11 prime time dates last year.	Continue to monitor on a yearly basis.
2. District Athletic Director	Hire a District Athletic Director to handle all field (baseball, softball, soccer, football, etc.) maintenance and complete the title IX report yearly.	Would like to hire someone for the 2003-2004 school year.
3. Create a way of collecting money for gate entry into the softball complex.	Close off ways to access the softball complex and funnel everyone through a central gate.	End of the 2003-2004 school year.

- An explanation (status report) is needed for all areas identified previously as items for correction as well as all areas currently identified as items for correction. This form shall be typed.

Principal's Signature:  Date: 4-14-03

## **Corrective Action Status Report for 2001-2002**

- 1. Create Trophy Cases for all Sports outside Gym and Cafeteria** – The trophy cases have been built, painted and stocked with team trophies from all sports offered at Woodford County High School. Every program has equal space within the cases.
- 2. Uniform Purchase Rotation Policies** – All programs have submitted in writing a rotation plan for purchasing uniforms. For example, the boys and girls basketball teams will never purchase during the same year and they will purchase one item at a time. For instance, the girls will only purchase one set of uniforms and then the boys the next year will only purchase one set. Then the girls will purchase warm-ups followed by the boys purchasing warm-ups the next year.
- 3. Field and Athletic Facility Coordinator** – We are still hoping to hire a Coordinator or a District AD that would serve the same purpose for the 2003-2004 school year. The only item standing in the way is the budget shortfall from the state.
- 4. Locking Storage Cabinets** – The high school AD's purchased some cabinets from the state government last year and placed them into the storage areas. Every coach has been asked to use locking cabinets within their storage area.

## 2002-2003 INTERSCHOLASTIC ATHLETICS SURVEY

### Summary of Student Responses

School Name: Woodford County High School

School Enrollment: 1125

Date: 3-5-03

Completed By: Bob Gibson

#### Instructions:

1. Summarize the Student Athletics Interest Surveys Form T-61 by listing the total number of responses on the line next to each sport.
2. Under the Other Category please provide a listing of the sports as well as the number of students who are interested in participating.
3. Please sign and date the Summary Form (T-63) and mail the Summary Form only to the KHSAA by April 15, 2003. Do not mail the student surveys (Form T-61). However, these Forms should be maintained in your files in the event they are requested subsequently.

800 Number of Surveys

549 Total Returned

8<sup>th</sup>-11<sup>th</sup> Grades Surveyed

How Was The Survey Administered? 8<sup>th</sup> Graders Homeroom and 9<sup>th</sup>-11<sup>th</sup> Advisor/Advisee  
(e.g. was it given in all English classes, or all home rooms, or advisee/advisor?)

#### Fall Sports (List Total Number of Participation Responses)

<u>21</u>	Cross Country (Girls)
<u>17</u>	Cross Country (Boys)
<u>11</u>	Field Hockey (Girls)
<u>84</u>	Football (Boys)
<u>10</u>	Golf (Girls)
<u>29</u>	Golf (Boys)
<u>49</u>	Soccer (Girls)
<u>36</u>	Soccer (Boys)
<u>59</u>	Volleyball (Girls)
<u>19</u>	Volleyball (Boys)

#### Winter Sport (List Total Number of Participation Responses)

<u>36</u>	Basketball (Girls)
<u>73</u>	Basketball (Boys)
<u>30</u>	Gymnastics (Girls)
<u>30</u>	Indoor Track (Girls)
<u>31</u>	Indoor Track (Boys)
<u>41</u>	Swimming & Diving (Girls)
<u>15</u>	Swimming & Diving (Boys)
<u>35</u>	Wrestling (Boys)

Spring Sport (List Total Number of Participation Responses)

<u>53</u>	Baseball (Boys)
<u>32</u>	Fast Pitch Softball (Girls)
<u>17</u>	Slow Pitch Softball (Girls)
<u>38</u>	Tennis (Girls)
<u>15</u>	Tennis (Boys)
<u>41</u>	Track (Girls)
<u>47</u>	Track (Boys)

Other Sports (From Student Survey T-61 Question 10)

Name of Sport	Number of Students Interested In Participating
<u>Lacross</u>	<u>10</u>
<u>Rugby</u>	<u>9</u>
<u>Hockey</u>	<u>9</u>
<u>Swimming</u>	<u>3</u>
<u>Girls Wrestling</u>	<u>3</u>
<u>Baseball</u>	<u>3</u>
<u>Dance</u>	<u>3</u>
<u>Ping Pong</u>	<u>2</u>

Number of Students who participate in Intramural Sports.  
(From Student Survey T-61 Question 5)

<u>Sport</u>	<u>Number</u>
<u>Soccer</u>	<u>19</u>
<u>Handball</u>	<u>10</u>
<u>Boys Basketball</u>	<u>6</u>
<u>Lacross</u>	<u>6</u>
<u>Hockey</u>	<u>5</u>
<u>Ping Pong</u>	<u>5</u>
<u>Arhery</u>	<u>5</u>

List Intramural Sports students are interested in adding:  
(From Student Survey T-61 Question 6)

<u>Sport</u>	<u>Number</u>
<u>Lacross</u>	<u>10</u>
<u>Rugby</u>	<u>10</u>
<u>Hockey</u>	<u>6</u>
<u>Fishing</u>	<u>6</u>
<u>Soccer</u>	<u>6</u>
<u>Boxing</u>	<u>5</u>
<u>Ping Pong</u>	<u>5</u>



Participation in Non-School Sports Activities  
(From Student Survey T-61 Question 7)

<u>Sport</u>	<u>Number</u>
Soccer	25
Basketball	24
Dance	16
Softball	14
Select Soccer	10
Horseback Riding	10
Baseball	9
Swimming	8
Karate	8

Reasons for not participating in interscholastic athletics.  
(From Survey Question 8)

<u>Response</u>	<u>Number</u>
20 I prefer other activities such as band, chorus, etc.	
28 I don't have time	
8 The practice schedules and game times are inconvenient	
14 The sport I like isn't offered	
6 It's too expensive	
7 I prefer to participate in club or intramural sports	
10 Working	
16 Other	

Student Suggestions to encourage participation

1. Good for getting in shape.
2. Need to recognize non-popular sports more.
3. Encourage people to try it.
4. Inform students more about activities.
5. Give away cash to winners.

  
Principal's Signature

4-14-03  
Date