



# Kentucky High School Athletic Association

2280 Executive Drive ° Lexington, KY 40505 ° www.khsaa.org ° (859)299-5472 (859)293-5999 (fax)

## MEMORANDUM

To: Superintendent, Principal, and Athletic Director  
Mayfield High School

From: Brigid L. DeVries, Commissioner  
Larry Boucher, Assistant Commissioner *LJB*

Date: July 27, 2006


---

Subject: 2005-2006 Title IX Annual Report Forms Submission

Enclosed please find a copy of Form T-65, the 2005-2006 KHSAA Title IX Annual Report Submission Status Report. In addition, you may find an attachment with corrected copies of the forms submitted by your school personnel. Please review this information so the forms can be completed accurately in the future.

Also, KHSAA Audit Team Members may have requested resubmission of some of the 2005-2006 Annual Report Forms or need additional information on your athletic programs. Please submit this information by the date requested if this is applicable. Copies and all KHSAA Title IX documents must be kept current and included in your permanent Title IX File at the school. All documents are subject to Open Records Requests.

Should you need any further information, please do not hesitate to call anytime.



**KHSAA TITLE IX  
ANNUAL REPORT SUBMISSION  
STATUS REPORT  
2005-2006**

*KHSAA Form T65  
Revised 6/05*

TO: KHSAA Member School Superintendents, Principals, and Athletic Directors

FROM: Brigid L. DeVries, Commissioner  
Larry Boucher, Assistant Commissioner

DATE: 7/26/2006

School	Mayfield	Reviewed by	Allen W. Jackson
--------	----------	-------------	------------------

The following is a status report regarding the required 2005 - 2006 Title IX Annual Report submission of forms due into the KHSAA office by April 15, 2006. Appropriate KHSAA Audit Team personnel have reviewed these forms and the following is a summary of this review.

I. Checklist of Forms properly submitted in a satisfactory manner:

<b>X</b>	GE 19 (Annual Verification)	<b>X</b>	T-35 (Budget Expenses)
<b>X</b>	T-1 (Summary Program Chart 1)	<b>X</b>	T-36 (Budget Expenses)
<b>X</b>	T-2 (Summary Program Chart 2)	<b>X</b>	T-41 (Checklist – Overall Interscholastic Program)
	T-3 (Summary Program Chart 3)	<b>X</b>	T-60 (Corrective Action Plan)
<b>X</b>	T-4 (Summary Program Chart 4)	<b>X</b>	T-63 (Interscholastic Survey Results)

II. Status

A.		2005 – 2006 Forms are satisfactory and no further information or action is necessary at this time.
B.	<b>X</b>	Errors have been noted with respect to the following forms: T-3, number 3 should be answered "NO". Archery, bowling, ice hockey, lacross and rifle are not sanctioned sports. Make this change and place it in your Title IX file.
C.		The following forms were omitted and must be submitted by school representatives:
D.	<b>X</b>	Other Recommendation and Comments: Survey shows 3 girls and 5 boys interested in cross county. If you do not start this sport, documentation should support your decision.



**2005-2006 KENTUCKY HIGH SCHOOL ATHLETIC ASSOCIATION  
ANNUAL VERIFICATION OF TITLE IX PROCEDURES**  
(To be submitted by April 15, 2006 along with other required forms)

KHSAA  
Form GE19  
Rev. 9/05

The Mayfield High School, Mayfield, Kentucky  
(Name of High School) (City)

Certifies to the Kentucky High School Athletic Association that the following is an accurate and true representation of the facts surrounding compliance with 20 U.S.C. Sections 1681-1688, et. Seq. (also known as Title IX)

**I certify the following provisions in accordance with records at the school contained in the permanent Title IX file, and to the best of my knowledge have completed the following tasks (All boxes must be checked).**

Established a gender equity committee at the high school. (list committee personnel and provide attachment if necessary)

Name	Address	Phone	Title
See Attachment			

Scheduled a minimum of three meetings during the 2005-2006 school year on the following dates:  
SEPT. 5, 2005      JAN. 26, 2006      APRIL 20, 2006

Designated the following person(s) as the Title IX coordinator for the school:  
 Anthony Hatchell      Principal      640 STATE ROUTE 2205  
MAYFIELD, KY. 42066      (270) 247-6961

Name	Title	Address	Phone
Anthony Hatchell	Principal	640 STATE ROUTE 2205 MAYFIELD, KY. 42066	(270) 247-6961

Designated the following person(s) as the Title IX coordinator for the district:  
 Anthony Hatchell      Principal      640 STATE ROUTE 2205  
MAYFIELD, KY. 42066      (270) 247-6961

Name	Title	Address	Phone
Anthony Hatchell	Principal	640 STATE ROUTE 2205 MAYFIELD, KY. 42066	(270) 247-6961

School personnel are continuing to make periodic reviews of the boys' and girls' athletics program reflected in the Corrective Action Plan.

In addition to the above information, the above referenced school maintains a complete permanent file relative to Title IX records including copies of the self-assessment audit, all corrective action plans, and other related materials.

[Signature]  
Principal's Signature

3-27      2006  
Date

[Signature]  
Superintendent Signature

[Signature]  
School Board/Chairpersons' Signature

(Send original copy to KHSAA - Maintain duplicate in Title IX school folder)

## Title IX Committee Members 2005-2006

Anthony Hatchell	Principal	PO Box 5242	270-247 6981
Joe Morris	Athletic Director	1306 Fairway Circle	270-247-9925
Lonnie Burgett	Superintendent	1541 Weaverly Dr.	270-247-0493
Chris Guhy	Boys Basketball Coach	135 St. Martin	270-247-7533
Don Hubbard	Girls Basketball Coach	122 Campbell Ct.	270-247-1944
Cheryl Lancaster	Tennis/Golf Coach	103 Golf Cart	270-247-0214
Pat Power	Board Member	216 Broadway Place	270-247-8145
Adam Shelton	Student	1321 Wilson Ave.	270-247-8276
Kristen Byrn	Student	620 Backusburg	270-247-8670

---

**2005-2006**  
**ACCOMMODATION OF INTERESTS AND ABILITIES**  
**SUMMARY PROGRAM CHART I**

KHSAA  
 Form TI  
 Rev. 9/05

**Participation Opportunities Test One**

		(Column 1)	(Column 2)	(Column 3)	(Column 4)
	Program	Enrollment	Percentage of Total Enrollment	Number of Interscholastic Participants (double and triple count)	Percentage of Total Participation
Row 1	GIRLS	200	49.76%	199	47.49%
Row 2	BOYS	202	50.24%	220	52.51%
Row 3	Totals	402	100%	419	100%

Instructions:

\*Number of 8<sup>th</sup> grade students & below used in Column 3 and Column 4 calculations if applicable: 8

- 1) Determine the total number of girls enrolled, (place in Row 1, Column 1). Determine the total number of boys enrolled, (place in Row 2, Column 1).
- 2) Add the total number of girls and boys enrolled to determine total enrollment, (place in Row 3, Column 1).
- 3) Calculate the percentage of total enrollment that is female. (Divide Row 1, Column 1 by row 3, Column 1 and place in Row 1, Column 2.) Calculate the percentage of total enrollment that is male. (Divide Row 2, Column 1 by Row 3, Column 1 and place in Row 2, Column 2.) Note: Row 1, Column 2 plus Row 2, Column 2 should total 100%.
- 4) Ask the head coaches to review the most updated eligibility or squad lists for their teams. Ask coaches to confirm the names of those individuals who are on the team as of the **first date of competition**, and cross out the names of those who were cut from the team or quit the team prior to the first competitive event. Determine the total number of interscholastic athletics participants that are girls, (and place in Row 1, Column 3). In order to determine the total number of athletics participants, an individual should be counted each time he or she participates on a team. For example, if Jane Doe competes on the varsity volleyball team, the junior varsity volleyball team, the junior varsity basketball team, and the varsity softball team, she should be counted as four participants (**do not include club or intramural sports participants, cheerleaders, dance teams, or pom squads**). Calculate the same way for boys and girls. \* In addition, should 8<sup>th</sup> grade students and below play on a Freshman, Junior Varsity, or Varsity team, they should also be counted for each team and sport on which they participate. If applicable, please asterisk the above notation as to how many 8<sup>th</sup> grade students & below are included in the totals. Using the same procedure, determine the total number of interscholastic athletic participants that are boys, (and place in Row 2, Column 3). Add Row 1, Column 3 plus Row 2, Column 3 to get total participants and place in Row 3, Column 3.
- 5) Calculate the percentage of female participation. (Row 1, Column 3 divided by Row 3, Column 3 and place in Row 1, Column 4.) Calculate the percentage of male participation. (Row 2, Column 3 divided by Row 3, Column 3 and place in Row 2, Column 4.) Note: Row 1, Column 4 plus Row 2, Column 4 should total 100%.

Note: While being within three percent is not a formal compliance standard; if the percent listed in Row 1, Column 4 is within 3% of Row 1, Column 2, then it provides a good target within which compliance is likely.

Principal's Signature: \_\_\_\_\_

Date: 3-27-06

**2005-2006**  
**ACCOMMODATION OF INTERESTS AND ABILITIES**  
**SUMMARY PROGRAM CHART 2**

KHSAA  
 Form T2  
 Rev. 9/05

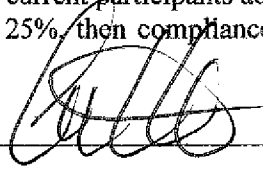
**Participation Opportunities Test Two**

		Column 1	Column 2	Column 3	Column 4	Column 5
Program		Number of Teams Currently Offered	Number of Participants	Number of Teams Added Since the beginning of the 2001-2002 School Year	Number of Participants Added Since the beginning of the 2001-2002 School Year	Percent of Total Participation By Sex Added Since the beginning of the 2001-2002 School Year
<b>GIRLS</b>	Row 1	varsity: 7	134	1	21	
	Row 2	j.v.: 4	60	1	18	
	Row 3	frosh: 1	5			
	Row 4	total: 12	199	2	39	19.6%
<b>BOYS</b>	Row 5	varsity: 7	136			
	Row 6	j.v.: 4	62			
	Row 7	frosh: 2	22			
	Row 8	total: 13	220			

- 1) For Column 1, list the number of interscholastic teams offered for girls and boys at each competitive level (varsity, junior varsity, and freshman). For girls, total each of the entries in Rows 1, 2, and 3 into Row 4. For boys, total Rows 5, 6, and 7 into Row 8.
- 2) For Column 2, list the number of participants at each level. For girls, total each of the entries in Rows 1, 2, and 3 into Row 4. For boys, total Rows 5, 6, and 7 into Row 8. **Note:** The totals in Row 4 for girls and in Row 8 for boys must be the same as the totals in Form T-1, Column 3, Rows 1 and 2 respectively.
- 3) For Column 3, list the number of interscholastic teams that have been added in the last five years at each competitive level. Count each team added during the 5 year period only one time. e.g. Girl's junior varsity soccer was added 3 years ago, count the team only once, not 3 times. For girls, total the entries in Rows 1, 2, and 3 into Row 4. For boys, total Rows 5, 6, and 7 into Row 8.
- 4) For Column 4, list the number of participants that are currently on each level of the teams that were added in the last five years. If a team was added previously but no longer exists, there are no current participants to be added for that team. For girls, total the entries in Rows 1, 2, and 3 into Row 4. For boys, total Rows 5, 6, and 7 into Row 8.
- 5) For Column 5, calculate the percentage of participants that have been added in the last five years. For girls, take the number in Column 4, Row 4 and divide by the number in Column 2, Row 4. For boys, take the number in Column 4, Row 8 and divide it by the number in Column 2, Row 8.

Note: If the percentage of current participants added in the last five years is 25% or greater, compliance with test two may be possible. If less than 25%, then compliance with test three should be analyzed. **CAUTION:** 25% is not a formal compliance standard.

Principal's Signature: \_\_\_\_\_




Date: 3-27-06

**2005-2006**  
**ACCOMMODATION OF INTERESTS AND ABILITIES**  
**SUMMARY PROGRAM CHART 3**

**Participation Opportunities Test Three**

**FOR ANY QUESTION ANSWERED "YES" IDENTIFY THE RESPECTIVE SPORT(S).**

	<b>GIRLS</b> (Yes / No)		<b>BOYS</b> (Yes / No)
<b>1. For a sport not currently played at the interscholastic level (varsity, junior varsity, or freshman) in your school, is there an intramural team offered for that sport?</b>	no		no
<b>2. For a sport <u>not</u> currently offered in your interscholastic athletics program, is there sufficient interest to form a viable interscholastic team based on participation on an intramural team or community recreation teams?</b>	no		no
<b>3. For a sport <u>not</u> currently offered, is there sufficient interest, based on your most recent Student Interest Survey, to form a viable interscholastic team based on student responses from the interscholastic survey? If yes, what sport?</b>	Yes Achery, Bowling, Ice Hockey, Girls Lacross, Rifle		Yes Same as the girls # 3
<b>4. For a sport currently offered at the varsity level only, is there sufficient interest, based on your most recent Student Interest Survey, to form a viable team for a junior varsity or freshman team that is not currently offered?</b>	no		no
<b>5. For a sport currently offered at the junior varsity or freshman level is there sufficient interest, based on your most recent Student Interest Survey, to form a varsity team not currently offered?</b>	no		no
<b>6. If you answered YES to question (1), (2), (3), (4), or (5), are there enough high schools in your geographic area offering the sport (at the appropriate level) to allow for the development of a reasonable schedule of competition?</b>	no		no

Principal's Signature:  Date: 3-27-06

**2005-2006**  
**ACCOMODATION OF INTERESTS AND ABILITIES**  
**SUMMARY PROGRAM CHART 4**

**Levels of Competition Test One**

		Column 1	Column 2	Column 3
Girls	Team Levels	Number of Teams Currently Offered	Number of Participants	Percentage of Participants at Each Level
Row 1	varsity:	7	134	67.3%
Row 2	j.v.:	4	60	30.2%
Row 3	frosh:	1	5	2.5%
Row 4	total:	12	199	100%
<b>Boys</b>				
Row 5	varsity:	7	136	61.8%
Row 6	j.v.:	4	62	28.2%
Row 7	frosh:	2	22	10%
Row 8	total:	13	220	100%

- 1) Column 1, list the number of interscholastic teams offered for girls and boys at each competitive level; varsity, junior varsity, and freshman. (Refer to Form T-2, Accommodation of Interests and Abilities, Summary Program Chart 2, Column 1.)
- 2) For Column 2, list the number of participants at each level. For girls, total the entries in Rows 1, 2, and 3 into Row 4. For boys, total the entries in Rows 5, 6, and 7 into Row 8. (Refer to Form T-2, Accommodation of Interests and Abilities, Summary Program Chart 2, Column 2.)
- 3) For Column 3, calculate the percentage of female and male participants at each level.  
For girls' varsity, junior varsity, and frosh, respectively:
  - Divide Column 2, Row 1 by Column 2, Row 4, and place the percentage in Column 3, Row 1.
  - Divide Column 2, Row 2 by Column 2, Row 4, and place the percentage in Column 3, Row 2.
  - Divide Column 2, Row 3 by Column 2, Row 4, and place the percentage in Column 3, Row 3.
  -
 For boys' varsity, junior varsity, and frosh, respectively:
  - Divide Column 2, Row 5 by Column 2, Row 8, and place the percentage in Column 3, Row 5.
  - Divide Column 2, Row 6 by Column 2, Row 8, and place the percentage in Column 3, Row 6.
  - Divide Column 2, Row 7 by Column 2, Row 8, and place the percentage in Column 3, Row 7.

Principal's Signature: \_\_\_\_\_

Date: 3-27-06



For T 35 & T 36



# MAYFIELD HIGH SCHOOL

700 DOUTHITT STREET  
MAYFIELD, KENTUCKY 42066  
Telephone 270-247-4461



Gail Stroup  
School Secretary

ANTHONY HATCHELL  
PRINCIPAL

Don Hubbard  
Dean of Students

Joe Morris  
Athletic Director

Lynn Henderson  
Counselor

Mrs. Norma Erwin  
Records Secretary

## Mayfield High School Booster Club Agreement

The Mayfield High School Booster Club agrees to pay all money to the Mayfield High School Athletic Association, or the Mayfield Board of Education, and not to the individual sports. The distribution of the funds will be left to the discretion of the Gender Equity Committee, and the Mayfield Booster Club Board of Directors.

Joe Morris, Athletic Director

Joe Morris

Anthony Hatchell, Principal

Anthony Hatchell

John Smith, M.H.S. Booster Club President

John Smith

Earl Watts, M.H.S. Booster Club Treasure

Earl Watts, Treasurer



# MAYFIELD HIGH SCHOOL

700 DOUTHITT STREET  
MAYFIELD, KENTUCKY 42066  
Telephone 270-247-4461



Gail Stroup  
School Secretary

ANTHONY HATCHELL  
PRINCIPAL

Don Hubbard  
Dean of Students

Joe Morris  
Athletic Director

Lynn Henderson  
Counselor


Mrs. Norma Erwin  
Records Secretary

Mayfield High School has one Booster Club for all sports. All the money from our Booster club is run through the Mayfield High School Athletic Association. We do not give individual sports money from our Booster Club. The Athletic Director gets money from the Booster Club as needed to keep the athletic programs in good financial standing.

**2005-2006  
ACTUAL EXPENDITURES - PROGRAM COMPARISON CHART I  
TO INCLUDE BOOSTER CLUB FUNDING**

	equipment and supplies		travel		awards		coaches' salaries (to include supplemental and extended employment; dollar amount needed)		facilities improvements		publications (if sport-specific)	
	Expenditures		Expenditures		Expenditures		Expenditures		Expenditures		Expenditures	
	School	Booster	School	Booster	School	Booster	School	Booster	School	Booster	School	Booster
G basketball	\$6953		\$830		\$322		\$19158					
B basketball	\$5550		\$908		\$360		\$19158					
G softball	\$4110		\$1030		NA		\$3971		\$30000			
B baseball	\$3093		\$201		NA		\$3971					
G cross country												
B cross country												
G golf	\$522		\$189		NA		\$2085.50					
B golf	\$522		\$189		NA		\$2085.50					
G soccer	\$6658		\$2128		\$296		\$4109					
B soccer	\$7906		\$1356		\$296		\$4109					
G swimming												
B swimming												

1. Total expenditures on T-35 and T-36 on the 2005-2006 year report due by April 15, 2006, should reflect the total monies spent (rounded off to nearest hundred) for the entire school year of 2004-2005 ending June 30, 2005.  
 2. Booster Club Funding/Contributions must be included in the expenditures total.

Principal's Signature:  Date: 3-27-06

**2005-2006  
ACTUAL EXPENDITURES - PROGRAM COMPARISON CHART 2  
TO INCLUDE BOOSTER CLUB FUNDING**

	equipment and supplies		travel		awards		coaches' salaries (to include supplemental and extended employment; dollar amount needed)		facilities improvements		publications (if sport-specific)	
	Expenditures		Expenditures		Expenditures		Expenditures		Expenditures		Expenditures	
	School	Booster	School	Booster	School	Booster	School	Booster	School	Booster	School	Booster
G track	\$2463		\$728		\$225		\$1986					
B track	\$2463		\$728		\$225		\$1986					
G tennis	\$1109		\$118		NA		\$2085					
B tennis	\$1109		\$118		NA		\$2085					
G volleyball	\$3500		\$170		NA		\$4008					
B wrestling												
G (list sport)												
B football	\$21721		\$3571		\$837		\$27098					
G (list sport)												
B (list sport)												

1. Total expenditures on T-35 and T-36 on the 2005-2006 year report due by April 15, 2006, should reflect the total monies spent (rounded off to nearest hundred) for the entire school year of 2004-2005 ending June 30, 2005.

2. Booster Club Funding/Contributions must be included in the expenditures total.

Indicate percentage of total expenditures for each gender:

Gender	Expenditures	Percentage
Boys	\$ 111,645	53.01
Girls	\$ 98,953	46.98%
<b>Total:</b>	<b>\$ 210,598</b>	<b>100%</b>

Principal's Signature: \_\_\_\_\_

Date: 3-27-06

## 2005-2006 KHSAA TITLE IX ATHLETICS AUDIT

KHSAA  
Form T41  
Rev. 9/05


### Checklist - Overall Interscholastic Athletics Program

**DIRECTIONS:**

For the Areas of Compliance (Opportunities and Benefits) listed on the left hand side of the page, place a checkmark under the appropriate column identifying whether your school provided an advantage to the Girls' Program, or to the Boys' Program or to Neither Program.

Areas of Compliance:	ADVANTAGE TO:		
	GIRLS' PROGRAM	BOYS' PROGRAM	NEITHER PROGRAM
<b>OPPORTUNITIES</b>			
Accommodation of Interest and Abilities			X
<b>BENEFITS</b>			
Equipment and Supplies			X
Scheduling of Games and Practice Time			X
Travel and Per Diem Allowances			X
Coaching			X
Locker Rooms, Practice and Competitive Facilities			X
Medical and Training Facilities and Services			X
Publicity			X
Support Services			X
Athletic Scholarships			NA
Tutoring			X
Housing and Dining Facilities and Services			NA
Recruitment of Student Athletes			NA

Principal's Signature: \_\_\_\_\_



Date: 3-27-06

SCHOOL NAME

2005-2006

TITLE IX


CORRECTIVE ACTION PLAN

MAYFIELD

**DIRECTIONS:**

1. For Column 1, indicate the intended area which needs corrective action in order to achieve gender equity. For Column 2, write the suggested change or activities that will correct the area in need of alteration. For Column 3, include the estimated completion date for the changes or activities.
2. It is possible to attain compliance with Title IX and no longer need "corrective" action. However, the KHSAA strongly encourages compliant schools to identify items for improvement (Column 1), activities to accomplish the improvement (Column 2) and a timetable for completion (Column 3) that will strengthen the athletic program.
3. You may copy this form as needed. Please attach corrective action plans along with audit forms and submit by April 15, 2006.

COLUMN 1 ITEM FOR CORRECTION/ IMPROVEMENT	COLUMN 2 SUGGESTED CHANGE/ ACTIVITIES	COLUMN 3 TIME TABLE FOR CORRECTIVE ACTION/ COMPLETION
Press Box for Softball Field	GIRLS SOFTBALL	Should be completed by April 15 → Completed MARCH 24
WIND SCREEN FOR SOFTBALL FIELD	GIRLS SOFTBALL	COMPLETED ON MARCH 15
PROTECTIVE TUBBING SOFTBALL FIELD	GIRLS SOFTBALL	COMPLETED ON MARCH 15
LOCKER ROOMS	GIRLS SOFTBALL, G TENNIS, G TRACK, B TRACK, B TENNIS, BASEBALL	NEW LOCKER ROOM ASSIGNMENTS STARTING FEB. 15



Principal's Signature:

Date: 3-27-06



2005-2006 INTERSCHOLASTIC  
ATHLETICS SURVEY  
Summary of Student Responses

KHSAA  
Form T63  
Rev. 9/05

**School Name:** Mayfield High school

**School Enrollment:** 402 (SHOULD AGREE WITH FORM T-1)

**Date:** March 3, 2006

**Completed By:** Anthony Hatchell

**Instructions:**

1. Summarize the Student Athletics Interest Surveys Form T-61 by listing the total number of responses on the line next to each sport.
2. Under the Other Category please provide a listing of the sports as well as the number of students who are interested in participating.
3. Please sign and date this Summary Form (T-63) and mail this Summary Form only to the KHSAA by April 15, 2006. Do not mail the student surveys (Form T-61). However, these Forms should be maintained in your files in the event they are requested subsequently.

410 Number of Surveys  
349 Total Returned (*A minimum of 80% return is expected*)  
         Grades Surveyed (*Should be grades 9-11 and 8<sup>th</sup> grade if school has a feeder system*)

How Was The Survey Administered? Advisee/advisor  
(e.g. was it given in all English classes, or all home rooms, or advisee/advisor?)

**KHSAA Sanctioned Fall Sports** (*List Total Number of Participation Responses*)

3 Cross Country (Girls)  
5 Cross Country (Boys)  
58 Football (Boys)  
12 Golf (Girls)  
10 Golf (Boys)  
31 Soccer (Girls)  
29 Soccer (Boys)  
39 Volleyball (Girls)

**Winter Sport** (*List Total Number of Participation Responses*)

<u>25</u>	Basketball (Girls)
<u>33</u>	Basketball (Boys)
<u>7</u>	Indoor Track (Girls)
<u>9</u>	Indoor Track (Boys)
<u>15</u>	Swimming & Diving (Girls)
<u>13</u>	Swimming & Diving (Boys)
<u>18</u>	Wrestling (Boys)

**Spring Sport** (*List Total Number of Participation Responses*)

<u>37</u>	Baseball (Boys)
<u>27</u>	Fast Pitch Softball (Girls)
<u>14</u>	Slow Pitch Softball (Girls)
<u>25</u>	Tennis (Girls)
<u>17</u>	Tennis (Boys)
<u>26</u>	Track (Girls)
<u>19</u>	Track (Boys)

**Non-KHSAA Sanctioned Sports** (*From Student Survey T-61 Question 10*)

<u>44</u>	Archery
<u>20</u>	Field Hockey
<u>46</u>	Bowling
<u>2</u>	Boys' Gymnastics
<u>9</u>	Girls' Gymnastics
<u>28</u>	Ice Hockey
<u>15</u>	Boys' Lacrosse
<u>21</u>	Girls' Lacrosse
<u>36</u>	Rifle
<u>13</u>	Rodeo
<u>14</u>	Boys' Volleyball
<u>7</u>	Water Polo
<u>38</u>	Weightlifting

**Number of Students who participate in Intramural Sports**

(*From Student Survey T-61 Question 5*)

<u>Sport</u>	<u>Number</u>
Powderpuff Football	24
Girls Soccer	5
Volleyball	6
G Track	2



**List Intramural Sports students are interested in adding:**

*(From Student Survey T-61 Question 6)*

<u>Sport</u>	<u>Number</u>
Dodgeball -19      Weightlifting -5	
G Soccer-15      Girls Basketball- 7	
Lacross - 11	
Ping Pong-2	
Boys Basketball- 18	

**Participation in Non-School Sports Activities**

*(From Student Survey T-61 Question 7)*

<u>Sport</u>	<u>Number</u>
Girls Soccer- 38      Motorcross-1	
Baseball-24	
Boys Soccer- 31	
Girls Softball-12	
Hunting/ Fishing- 1	
Basketball-8	

**Reasons for not participating in interscholastic athletics**

*(From Survey Question 8)*


- 12 I prefer other activities such as band, chorus, etc.
- 41 I don't have time
- 25 The practice schedules and game times are inconvenient
- 10 The sport I like isn't offered
- 7 It's too expensive
- 2 I prefer to participate in club or intramural sports
- 35 Working
- Other:

Student Suggestions to encourage participation

More Sports would allow more Participation

Divide all sports into class, more State Championships

\_\_\_\_\_  
 \_\_\_\_\_  
 \_\_\_\_\_

  
 \_\_\_\_\_  
 Principal's Signature

3-27-06  
 \_\_\_\_\_  
 Date