



Kentucky High School Athletic Association

2280 Executive Drive ° Lexington, KY 40505 ° www.khsaa.org ° (859)299-5472 (859)293-5999 (fax)

MEMORANDUM

To: Superintendent, Principal, and Athletic Director
Murray High School

From: Brigid L. DeVries, Commissioner
Larry Boucher, Assistant Commissioner *LYB*


Date: July 27, 2006

Subject: 2005-2006 Title IX Annual Report Forms Submission

Enclosed please find a copy of Form T-65, the 2005-2006 KHSAA Title IX Annual Report Submission Status Report. In addition, you may find an attachment with corrected copies of the forms submitted by your school personnel. Please review this information so the forms can be completed accurately in the future.

Also, KHSAA Audit Team Members may have requested resubmission of some of the 2005-2006 Annual Report Forms or need additional information on your athletic programs. Please submit this information by the date requested if this is applicable. Copies and all KHSAA Title IX documents must be kept current and included in your permanent Title IX File at the school. All documents are subject to Open Records Requests.

Should you need any further information, please do not hesitate to call anytime.



**KHSAA TITLE IX
ANNUAL REPORT SUBMISSION
STATUS REPORT
2005-2006**

*KHSAA Form T65
Revised 8/05*

TO: KHSAA Member School Superintendents, Principals, and Athletic Directors

FROM: Brigid L. DeVries, Commissioner
Larry Boucher, Assistant Commissioner

DATE: 7/26/2006

School	Murray High	Reviewed by	Fran Edwards
--------	-------------	-------------	--------------


The following is a status report regarding the required 2005 - 2006 Title IX Annual Report submission of forms due into the KHSAA office by April 15, 2006. Appropriate KHSAA Audit Team personnel have reviewed these forms and the following is a summary of this review.

I. Checklist of Forms properly submitted in a satisfactory manner:

X	GE 19 (Annual Verification)	X	T-35 (Budget Expenses)
X	T-1 (Summary Program Chart 1)	X	T-36 (Budget Expenses)
X	T-2 (Summary Program Chart 2)	X	T-41 (Checklist – Overall Interscholastic Program)
X	T-3 (Summary Program Chart 3)	X	T-60 (Corrective Action Plan)
X	T-4 (Summary Program Chart 4)	X	T-63 (Interscholastic Survey Results)

II. Status

A.	X	2005 – 2006 Forms are satisfactory and no further information or action is necessary at this time.
B.		Errors have been noted with respect to the following forms:
C.		The following forms were omitted and must be submitted by school representatives:
D.		Other Recommendation and Comments:



MURRAY INDEPENDENT SCHOOL DISTRICT

BOARD OF EDUCATION
Richard Crouch, Chairman
Jerry Duncan, Vice-Chairman
Stuart Alexander
Laura Pitman
Donnie Winchester

208 South 13th Street
Murray, Kentucky 42071
PH 270.753.4363 FX 270.759.4906

Bob Rogers, Superintendent of Schools &
Secretary of the Board of Education

April 12, 2006

Mr. Larry Boucher
Kentucky High School Athletic Association
2280 Executive Drive
Lexington, Kentucky 40505

Dear Mr. Boucher:

Enclosed is the Title IX Report for Murray High School for school year 2005-06. If there are any questions, please feel free to contact me at (270) 753-4363.

Sincerely,

A handwritten signature in cursive script that reads "Judy Muehleman". The signature is fluid and matches the printed name below it.

Judy Muehleman
District Athletic Director



**2005-2006 KENTUCKY HIGH SCHOOL ATHLETIC ASSOCIATION
ANNUAL VERIFICATION OF TITLE IX PROCEDURES**
(To be submitted by April 15, 2006 along with other required forms)

KHSAA
Form GE19
Rev. 9/05

The Murray High School, Murray, Kentucky
(Name of High School) (City)

certifies to the Kentucky High School Athletic Association that the following is an accurate and true representation of the facts surrounding compliance with 20 U.S.C. Sections 1681-1688, et. Seq. (also known as Title IX)

I certify the following provisions in accordance with records at the school contained in the permanent Title IX file, and to the best of my knowledge have completed the following tasks (All boxes must be checked).

Established a gender equity committee at the high school. (list committee personnel and provide attachment if necessary)

Name	Address	Phone	Title
<u>See attached list.</u>			

Scheduled a minimum of three meetings during the 2005-2006 school year on the following dates:

November 30, 2005
March 20, 2006
April 10, 2006

Designated the following person(s) as the Title IX coordinator for the school:

<u>Teresa Speed</u>	<u>Principal</u>	<u>501 Doran Rd</u>	<u>270-753-5202</u>
Name	Title	Address <u>Murray, Ky</u>	Phone
		<u>42071</u>	

Designated the following person(s) as the Title IX coordinator for the district:

<u>Judy Muehleman</u>	<u>District Athletic</u>	<u>208 S. 13th St.</u>	<u>270-753-4363</u>
Name	Title <u>Director</u>	Address <u>Murray, Ky</u>	Phone
		<u>42071</u>	

School personnel are continuing to make periodic reviews of the boys' and girls' athletics program reflected in the Corrective Action Plan.

In addition to the above information, the above referenced school maintains a complete permanent file relative to Title IX records including copies of the self-assessment audit, all corrective action plans, and other related materials.

Teresa Speed
Principal's Signature

April 11 2006
Date

Bob Koen
Superintendent Signature

Richard H. [Signature]
School Board Chairpersons' Signature

(Send original copy to KHSAA - Maintain duplicate in Title IX school folder)

Name	Address	Phone	Title
Teresa Speed	501 Doran Road, Murray, KY 42071	753-5202	Principal
Jim Bauer	307 Ezell Road, Murray, KY 42071	753-1719	Boys Soccer Coach
Rechelle Turner	501 Doran Road, Murray, KY 42071	753-5202	Girls Basketball Coach
Joey Jackson	1533 London Drive, Murray, KY 42071	759-2135	Student
Denny Lane	1548 Oxford Drive, Murray, KY 42071	753-8330	Parent
Chip Adams	1505 Dudley Drive, Murray, KY 42071	759-8578	Board Attorney
Cleta Benningfield	501 Doran Road, Murray, KY 42071	753-5202	Guidance Counselor
Laura Pitman	109 N. 14th Street, Murray, KY 42071	753-7107	Board Member
Caitlin Williams	902 S. 17th Street, Murray, KY 42071	753-0647	Student
Liz Anderson	105 Breezeway Drive, Almo, KY 42020	753-9661	Parent
Dave Carr	501 Doran Road, Murray, KY 42071	753-5202	MHS Athletic Director
Monica Evans	501 Doran Road, Murray, KY 42071	753-5202	MHS Bookkeeper
Judy Muehleman	208 South 13th Street, Murray, KY 42071	753-4363	District Athletic Director
Bob Rogers	208 South 13th Street, Murray, KY 42071	753-4363	Superintendent

2005-2006
ACCOMMODATION OF INTERESTS AND ABILITIES
SUMMARY PROGRAM CHART 1

KHSAA
Form T1
Rev. 9/05

Participation Opportunities Test One

		(Column 1)	(Column 2)	(Column 3)	(Column 4)
	Program	Enrollment	Percentage of Total Enrollment	Number of Interscholastic Participants (double and triple count)	Percentage of Total Participation
Row 1	GIRLS	268	52%	177	42%
Row 2	BOYS	248	48%	248	58%
Row 3	Totals	516	100%	425	100%

Instructions:

*Number of 8th grade students & below used in Column 3 and Column 4 calculations if applicable: 43 girls & 24 boys

- Determine the total number of girls enrolled, (place in Row 1, Column 1). Determine the total number of boys enrolled, (place in Row 2, Column 1).
- Add the total number of girls and boys enrolled to determine total enrollment, (place in Row 3, Column 1).
- Calculate the percentage of total enrollment that is female. (Divide Row 1, Column 1 by row 3, Column 1 and place in Row 1, Column 2.) Calculate the percentage of total enrollment that is male. (Divide Row 2, Column 1 by Row 3, Column 1 and place in Row 2, Column 2.) Note: Row 1, Column 2 plus Row 2, Column 2 should total 100%.
- Ask the head coaches to review the most updated eligibility or squad lists for their teams. Ask coaches to confirm the names of those individuals who are on the team as of the first **date of competition**, and cross out the names of those who were cut from the team or quit the team prior to the first competitive event. Determine the total number of interscholastic athletics participants that are girls, (and place in Row 1, Column 3). In order to determine the total number of athletics participants, an individual should be counted each time he or she participates on a team. For example, if Jane Doe competes on the varsity volleyball team, the junior varsity volleyball team, the junior varsity basketball team, and the varsity softball team, she should be counted as four participants (**do not include club or intramural sports participants, cheerleaders, dance teams, or pom squads**). Calculate the same way for boys and girls. * In addition, should 8th grade students and below play on a Freshman, Junior Varsity, or Varsity team, they should also be counted for each team and sport on which they participate. If applicable, please asterisk the above notation as to how many 8th grade students & below are included in the totals. Using the same procedure, determine the total number of interscholastic athletic participants that are boys, (and place in Row 2, Column 3). Add Row 1, Column 3 plus Row 2, Column 3 to get total participants and place in Row 3, Column 3.
- Calculate the percentage of female participation. (Row 1, Column 3 divided by Row 3, Column 3 and place in Row 1, Column 4.) Calculate the percentage of male participation. (Row 2, Column 3 divided by Row 3, Column 3 and place in Row 2, Column 4.) Note: Row 1, Column 4 plus Row 2, Column 4 should total 100%.

Note: While being within three percent is not a formal compliance standard; if the percent listed in Row 1, Column 4 is within 3% of Row 1, Column 2, then it provides a good target within which compliance is likely.

Principal's Signature: *Verona Speed* Date: 4-10-06

2005-2006
ACCOMMODATION OF INTERESTS AND ABILITIES
SUMMARY PROGRAM CHART 2

KHSAA
 Form T2
 Rev. 9/05

Participation Opportunities Test Two

			Column 1	Column 2	Column 3	Column 4	Column 5
Program			Number of Teams Currently Offered	Number of Participants	Number of Teams Added Since the beginning of the 2001-2002 School Year	Number of Participants Added Since the beginning of the 2001-2002 School Year	Percent of Total Participation By Sex Added Since the beginning of the 2001-2002 School Year
GIRLS	Row 1	varsity:	9	109	3	23	
	Row 2	j.v.:	4	53	1	7	
	Row 3	frosh:	1	15			
	Row 4	total:	14	177	4	30	17%
BOYS	Row 5	varsity:	9	151	2	12	
	Row 6	j.v.:	4	86			
	Row 7	frosh:	1	11			
	Row 8	total:	14	248	2	12	5%

- 1) For Column 1, list the number of interscholastic teams offered for girls and boys at each competitive level (varsity, junior varsity, and freshman). For girls, total each of the entries in Rows 1, 2, and 3 into Row 4. For boys, total Rows 5, 6, and 7 into Row 8.
- 2) For Column 2, list the number of participants at each level. For girls, total each of the entries in Rows 1, 2, and 3 into Row 4. For boys, total Rows 5, 6, and 7 into Row 8. **Note:** The totals in Row 4 for girls and in Row 8 for boys must be the same as the totals in Form T-1, Column 3, Rows 1 and 2 respectively.
- 3) For Column 3, list the number of interscholastic teams that have been added in the last five years at each competitive level. Count each team added during the 5 year period only one time. e.g. Girl's junior varsity soccer was added 3 years ago, count the team only once, not 3 times. For girls, total the entries in Rows 1, 2, and 3 into Row 4. For boys, total Rows 5, 6, and 7 into Row 8.
- 4) For Column 4, list the number of participants that are currently on each level of the teams that were added in the last five years. If a team was added previously but no longer exists, there are no current participants to be added for that team. For girls, total the entries in Rows 1, 2, and 3 into Row 4. For boys, total Rows 5, 6, and 7 into Row 8.
- 5) For Column 5, calculate the percentage of participants that have been added in the last five years. For girls, take the number in Column 4, Row 4 and divide by the number in Column 2, Row 4. For boys, take the number in Column 4, Row 8 and divide it by the number in Column 2, Row 8.

Note: If the percentage of current participants added in the last five years is 25% or greater, compliance with test two may be possible. If less than 25%, then compliance with test three should be analyzed. **CAUTION:** 25% is not a formal compliance standard.

Principal's Signature: Neena Speed Date: 4-10-06

2005-2006
ACCOMMODATION OF INTERESTS AND ABILITIES
SUMMARY PROGRAM CHART 3

KHSAA
 Form T3
 Rev. 9/05

Participation Opportunities Test Three

FOR ANY QUESTION ANSWERED "YES" IDENTIFY THE RESPECTIVE SPORT(S).

	GIRLS (Yes / No)		BOYS (Yes / No)
1. For a sport not currently played at the interscholastic level (varsity, junior varsity, or freshman) in your school, is there an intramural team offered for that sport?	NO		NO
2. For a sport <u>not</u> currently offered in your interscholastic athletics program, is there sufficient interest to form a viable interscholastic team based on participation on an intramural team or community recreation teams?	NO		NO
3. For a sport <u>not</u> currently offered, is there sufficient interest, based on your most recent Student Interest Survey, to form a viable interscholastic team based on student responses from the interscholastic survey? If yes, what sport?	NO		NO
4. For a sport currently offered at the varsity level only, is there sufficient interest, based on your most recent Student Interest Survey, to form a viable team for a junior varsity or freshman team that is not currently offered?	NO		NO
5. For a sport currently offered at the junior varsity or freshman level is there sufficient interest, based on your most recent Student Interest Survey, to form a varsity team not currently offered?	NO		NO
6. If you answered YES to question (1), (2), (3), (4), or (5), are there enough high schools in your geographic area offering the sport (at the appropriate level) to allow for the development of a reasonable schedule of competition?	NO		NO

Principal's Signature: Verona Speed Date: 4/10/2006

2005-2006
ACCOMODATION OF INTERESTS AND ABILITIES
SUMMARY PROGRAM CHART 4

Levels of Competition Test One

		Column 1	Column 2	Column 3
Girls	Team Levels	Number of Teams Currently Offered	Number of Participants	Percentage of Participants at Each Level
Row 1	varsity:	9	109	62
Row 2	j.v.:	4	53	30
Row 3	frosh:	1	15	8
Row 4	total:		177	100%
Boys				
Row 5	varsity:	9	155	62
Row 6	j.v.:	4	86	35
Row 7	frosh:	1	11	4
Row 8	total:		248	100%

- 1) Column 1, list the number of interscholastic teams offered for girls and boys at each competitive level; varsity, junior varsity, and freshman. (Refer to Form T-2, Accommodation of Interests and Abilities, Summary Program Chart 2, Column 1.)
- 2) For Column 2, list the number of participants at each level. For girls, total the entries in Rows 1, 2, and 3 into Row 4. For boys, total the entries in Rows 5, 6, and 7 into Row 8. (Refer to Form T-2, Accommodation of Interests and Abilities, Summary Program Chart 2, Column 2.)
- 3) For Column 3, calculate the percentage of female and male participants at each level.
For girls' varsity, junior varsity, and frosh, respectively:
 - Divide Column 2, Row 1 by Column 2, Row 4, and place the percentage in Column 3, Row 1.
 - Divide Column 2, Row 2 by Column 2, Row 4, and place the percentage in Column 3, Row 2.
 - Divide Column 2, Row 3 by Column 2, Row 4, and place the percentage in Column 3, Row 3.
 -
 For boys' varsity, junior varsity, and frosh, respectively:
 - Divide Column 2, Row 5 by Column 2, Row 8, and place the percentage in Column 3, Row 5.
 - Divide Column 2, Row 6 by Column 2, Row 8, and place the percentage in Column 3, Row 6.
 - Divide Column 2, Row 7 by Column 2, Row 8, and place the percentage in Column 3, Row 7.

Principal's Signature:

[Handwritten Signature]

Date:

4-10-06



2005-2006 INTERSCHOLASTIC
ATHLETICS SURVEY
Summary of Student Responses

KHSAA
Form T63
Rev. 9/05

School Name: MURRAY HIGH
School Enrollment: 516
Date: JANUARY 18, 2006
Completed By: DAVE CARR

Instructions:

1. Summarize the Student Athletics Interest Surveys Form T-61 by listing the total number of responses on the line next to each sport.
2. Under the Other Category please provide a listing of the sports as well as the number of students who are interested in participating.
3. Please sign and date this Summary Form (T-63) and mail this Summary Form only to the KHSAA by April 15, 2006. Do not mail the student surveys (Form T-61). However, these Forms should be maintained in your files in the event they are requested subsequently.

500 Number of Surveys
405 Total Returned (*A minimum of 80% return is expected*)
8-11 Grades Surveyed (*Should be grades 9-11 and 8th grade if school has a feeder system*)

How Was The Survey Administered? ADVISER/ADVISEE HOMEROOM
(e.g. was it given in all English classes, or all home rooms, or advisee/advisor?)

KHSAA Sanctioned Fall Sports (*List Total Number of Participation Responses*)

22 Cross Country (Girls)
8 Cross Country (Boys)
77 Football (Boys)
7 Golf (Girls)
14 Golf (Boys)
51 Soccer (Girls)
33 Soccer (Boys)
56 Volleyball (Girls)

Winter Sport (*List Total Number of Participation Responses*)

<u>43</u>	Basketball (Girls)
<u>51</u>	Basketball (Boys)
<u>29</u>	Indoor Track (Girls)
<u>19</u>	Indoor Track (Boys)
<u>29</u>	Swimming & Diving (Girls)
<u>9</u>	Swimming & Diving (Boys)
<u>25</u>	Wrestling (Boys)

Spring Sport (*List Total Number of Participation Responses*)

<u>40</u>	Baseball (Boys)
<u>31</u>	Fast Pitch Softball (Girls)
<u>17</u>	Slow Pitch Softball (Girls)
<u>48</u>	Tennis (Girls)
<u>15</u>	Tennis (Boys)
<u>44</u>	Track (Girls)
<u>44</u>	Track (Boys)

Non-KHSAA Sanctioned Sports (*From Student Survey T-61 Question 10*)

<u>82</u>	Archery
<u>47</u>	Field Hockey
<u>66</u>	Bowling
<u>6</u>	Boys' Gymnastics
<u>46</u>	Girls' Gymnastics
<u>76</u>	Ice Hockey
<u>39</u>	Boys' Lacrosse
<u>34</u>	Girls' Lacrosse
<u>68</u>	Rifle
<u>44</u>	Rodeo
<u>29</u>	Boys' Volleyball
<u>46</u>	Water Polo
<u>51</u>	Weightlifting

Number of Students who participate in Intramural Sports

(*From Student Survey T-61 Question 5*)

Sport	Number
POWDERPUFF FLAG FOOTBALL	42
BOYS VOLLEYBALL	22

List Intramural Sports students are interested in adding:

(From Student Survey T-61 Question 6)

<u>Sport</u>	<u>Number</u>
DODGEBALL	13

Participation in Non-School Sports Activities

(From Student Survey T-61 Question 7)

<u>Sport</u>	<u>Number</u>
SOCCER	25
BASEBALL	23
SOFTBALL	14
COMPETITIVE CHEERLEADING	13

Reasons for not participating in interscholastic athletics

(From Survey Question 8)

- 20 I prefer other activities such as band, chorus, etc.
- 30 I don't have time
- 11 The practice schedules and game times are inconvenient
- 22 The sport I like isn't offered
- 8 It's too expensive
- 10 I prefer to participate in club or intramural sports
- 18 Working
- 18 Other:

Student Suggestions to encourage participation

It shouldn't be so expensive

Advertise

Coaches should be more fair

Offer less generic sports

Make it more fun



Principal's Signature

April 10, 2006


Date

**2005-2006
ACTUAL EXPENDITURES - PROGRAM COMPARISON CHART 1
TO INCLUDE BOOSTER CLUB FUNDING**

	equipment and supplies		travel		awards		coaches' salaries (to include supplemental and extended employment; <i>dollar amount needed</i>)		facilities improvements		publications (if sport-specific)	
	Expenditures		Expenditures		Expenditures		Expenditures		Expenditures		Expenditures	
	School	Booster	School	Booster	School	Booster	School	Booster	School	Booster	School	Booster
G basketball	6350		7020	1847	447		15845					
B basketball	7300		300	507	252		14899					
G softball	2065	2033	1265	1863			5650	2520	400			
B baseball	2053	2472		2775		105	5732		615			
G cross country	752		650			211	1275					
B cross country	752		650			211	1275					
G golf	412		815				927					
B golf	412		95				927					
G soccer	3481	1554	3973	360		1885	5500	326				
B soccer	3127	214		680	299		6539	326				
G swimming	925		729	325			1141					
B swimming	925		729	325			1141					

1. Total expenditures on T-35 and T-36 on the 2005-2006 year report due by April 15, 2006, should reflect the total monies spent (rounded off to nearest hundred) for the entire school year of 2004-2005 ending June 30, 2005.

2. Booster Club Funding/Contributions must be included in the expenditures total.

Principal's Signature:  Date: 4-10-06

**2005-2006
ACTUAL EXPENDITURES - PROGRAM COMPARISON CHART 2
TO INCLUDE BOOSTER CLUB FUNDING**

	equipment and supplies		travel		awards		coaches' salaries (to include supplemental and extended employment; dollar amount needed)		facilities improvements		publications (if sport-specific)	
	Expenditures		Expenditures		Expenditures		Expenditures		Expenditures		Expenditures	
	School	Booster	School	Booster	School	Booster	School	Booster	School	Booster	School	Booster
G track	914	340	843				1538					
B track	914	340	843				1538					
G tennis	392		205	1335			1161		8300	600		
B tennis	392						1161		8300	600		
G volleyball	1835	2570			15	350	2750		13500			
B wrestling												
G (list sport)												
B football	19113	1415	4887	8880		424	50953					
G (list sport)												
B (list sport)												

1. Total expenditures on T-35 and T-36 on the 2005-2006 year report due by April 15, 2006, should reflect the total monies spent (rounded off to nearest hundred) for the entire school year of 2004-2005 ending June 30, 2005.

2. Booster Club Funding/Contributions must be included in the expenditures total.

Indicate percentage of total expenditures for each gender:

Gender	Expenditures	Percentage
Boys	\$ 155427	59 24%
Girls	\$ 109599	41 17%
Total:	\$ 265026	100%

Principal's Signature: *Sharon Reed* Date: 4-10-06

2005-2006 KHSAA TITLE IX ATHLETICS AUDIT


KHSAA
Form T41
Rev. 9/05

Checklist - Overall Interscholastic Athletics Program

DIRECTIONS:

For the Areas of Compliance (Opportunities and Benefits) listed on the left hand side of the page, place a checkmark under the appropriate column identifying whether your school provided an advantage to the Girls' Program, or to the Boys' Program or to Neither Program.

Areas of Compliance:	ADVANTAGE TO:		
	GIRLS' PROGRAM	BOYS' PROGRAM	NEITHER PROGRAM
OPPORTUNITIES			
Accommodation of Interest and Abilities		X	
BENEFITS			
Equipment and Supplies			X
Scheduling of Games and Practice Time			X
Travel and Per Diem Allowances			X
Coaching			X
Locker Rooms, Practice and Competitive Facilities			X
Medical and Training Facilities and Services			X
Publicity			X
Support Services			X
Athletic Scholarships			NA
Tutoring			NA
Housing and Dining Facilities and Services			NA
Recruitment of Student Athletes			NA

Principal's Signature:  Date: 4/11/06

2005-2006
TITLE IX

CORRECTIVE ACTION PLAN

SCHOOL NAME

Murray High School

DIRECTIONS:

1. For Column 1, indicate the intended area which needs corrective action in order to achieve gender equity. For Column 2, write the suggested change or activities that will correct the area in need of alteration. For Column 3, include the estimated completion date for the changes or activities.
2. It is possible to attain compliance with Title IX and no longer need "corrective" action. However, the KHSAA strongly encourages compliant schools to identify items for improvement (Column 1), activities to accomplish the improvement (Column 2) and a timetable for completion (Column 3) that will strengthen the athletic program.
3. You may copy this form as needed. Please attach corrective action plans along with audit forms and submit by April 15, 2006.

COLUMN 1	COLUMN 2	COLUMN 3
ITEM FOR CORRECTION/ IMPROVEMENT	SUGGESTED CHANGE/ ACTIVITIES	TIME TABLE FOR CORRECTIVE ACTION/ COMPLETION
Accommodation of Interest and Abilities	Test 3-According to Student Interest Surveys, there is not sufficient interest to add another sport. At the present time, the district offers all but slow pitch softball and wrestling. The district will continue to encourage girls to participate; coaches do not have a policy of cutting athletes or setting requirements that would eliminate girls from participation. Barriers to participation will be handled on an as needed basis to ensure that all girls who want to participate can. This year there were fewer returning athletes and there are conflicts with same-season sports (example-swimming and basketball).	Ongoing throughout the school year and various sport seasons.
Booster Clubs	Efforts will be made to educate the booster organizations on "Red Book" requirements and Title IX requirements. Ongoing contact with the organizations and preparation of a "handbook" that includes procedures, timelines and forms will be developed. Continued use of Agreement to ensure compliance	Summer 2006-development of handbook and contact with booster organizations Monitoring throughout the school year.
Coaching Salaries	There is a significant difference in the total salaries paid for boys' sports than for girls' sports. It is anticipated that there will be less of a discrepancy next year due to changes in staff-especially in the football program.	Reflected in submission of 2006-07 Title IX report that will contain expenditures for school year 2005-06

4/11/06

Date:

Principal's Signature: *John Seel*