



Kentucky High School Athletic Association

2280 Executive Drive ° Lexington, KY 40505 ° www.khsaa.org ° (859)299-5472 (859)293-5999 (fax)

MEMORANDUM

To: Superintendent, Principal, and Athletic Director
Owensboro Catholic High School

From: Brigid L. DeVries, Commissioner
Larry Boucher, Assistant Commissioner *LB*


Date: August 2, 2006

Subject: 2005-2006 Title IX Annual Report Forms Submission

Enclosed please find a copy of Form T-65, the 2005-2006 KHSAA Title IX Annual Report Submission Status Report. In addition, you may find an attachment with corrected copies of the forms submitted by your school personnel. Please review this information so the forms can be completed accurately in the future.

Also, KHSAA Audit Team Members may have requested resubmission of some of the 2005-2006 Annual Report Forms or need additional information on your athletic programs. Please submit this information by the date requested if this is applicable. Copies and all KHSAA Title IX documents must be kept current and included in your permanent Title IX File at the school. All documents are subject to Open Records Requests.

Should you need any further information, please do not hesitate to call anytime.



**KHSAA TITLE IX
ANNUAL REPORT SUBMISSION
STATUS REPORT
2005-2006**

KHSAA
Form T65 Revised 8/05

TO: KHSAA Member School Superintendents, Principals, and Athletic Directors

FROM: Brigid L. DeVries, Commissioner
Larry Boucher, Assistant Commissioner

DATE: 8/2/2006

School	Owensboro Catholic	Reviewed by	Gary W. Lawson
--------	--------------------	-------------	----------------

The following is a status report regarding the required 2005 - 2006 Title IX Annual Report submission of forms due into the KHSAA office by April 15, 2006. Appropriate KHSAA Audit Team personnel have reviewed these forms and the following is a summary of this review.

I. Checklist of Forms properly submitted in a satisfactory manner:

X	GE 19 (Annual Verification)	X	T-35 (Budget Expenses)
X	T-1 (Summary Program Chart 1)	X	T-36 (Budget Expenses)
X	T-2 (Summary Program Chart 2)	X	T-41 (Checklist – Overall Interscholastic Program)
X	T-3 (Summary Program Chart 3)	X	T-60 (Corrective Action Plan)
	T-4 (Summary Program Chart 4)	X	T-63 (Interscholastic Survey Results)

II. Status

A.	X	2005 – 2006 Forms are satisfactory and no further information or action is necessary at this time.
B.		Errors have been noted with respect to the following forms:
C.		The following forms were omitted and must be submitted by school representatives:
D.	X	Other Recommendation and Comments: All calculations appear to be correct and report is in good order. Data and responses indicate that the school is currently meeting the standard established in test #3 for provision of athletic opportunities. Spending for athletic benefits appears to reflect the percentage of participation for both boys and girls.



**2005-2006 KENTUCKY HIGH SCHOOL ATHLETIC ASSOCIATION
ANNUAL VERIFICATION OF TITLE IX PROCEDURES**
(To be submitted by April 15, 2006 along with other required forms)

KHSAA
Form GE19
Rev. 9/05

The Owensboro Catholic High School, Owensboro, Kentucky
(Name of High School) (City)

certifies to the Kentucky High School Athletic Association that the following is an accurate and true representation of the facts surrounding compliance with 20 U.S.C. Sections 1681-1688, et. Seq. (also known as Title IX)

I certify the following provisions in accordance with records at the school contained in the permanent Title IX file, and to the best of my knowledge have completed the following tasks (All boxes must be checked).

- Established a gender equity committee at the high school. (list committee personnel and provide attachment if necessary)

Name	Address	Phone	Title
See Attached List			

- Scheduled a minimum of three meetings during the 2005-2006 school year on the following dates:

September 14, 2005
December 7, 2005
April 19, 2006

- Designated the following person(s) as the Title IX coordinator for the school:

Amy Lambert Title IX Coordinator 1524 W. Parrish Ave. (270) 684-3215
Name Title Address Phone

- Designated the following person(s) as the Title IX coordinator for the district:

Jim Mattingly Superintendent 600 Locust St. (270) 683-1545
Name Title Address Phone

- School personnel are continuing to make periodic reviews of the boys' and girls' athletics program reflected in the Corrective Action Plan.

- In addition to the above information, the above referenced school maintains a complete permanent file relative to Title IX records including copies of the self-assessment audit, all corrective action plans, and other related materials.

[Signature]
Principal's Signature

4/14/06 20
Date

[Signature]
Superintendent Signature

[Signature]
School Board Chairpersons' Signature

(Send original copy to KHSAA - Maintain duplicate in Title IX school folder)

GENDER EQUITY REVIEW COMMITTEE

Harold Staples, Principal OCHS, Chairperson
2246 Yewell's Landing South (W) 1524 Parrish Ave.
Owensboro, KY 42303 Owensboro, KY 42301
(H) 683-1727 684-3215

Jim Duffy, Principal OCMS
1924 Griffith Place West (W) 2540 Christie Pl.
Owensboro, KY 42301 Owensboro, KY 42301
(H) 926-3809 683-0480

David Blandford, OCHS Athletic Director
1715 Trinity Dr. Ct. (W) 1524 Parrish Ave.
Owensboro, KY 42303 Owensboro, KY 42301
(H) 684-6943 684-3215

Ken Rasp, OCS Director
2201 Sheffield Ct (W) 1524 Parrish Ave.
Owensboro, KY 42301 Owensboro, KY 42301
(H) 688-0896 686-8896

Mark Woodward, OCMS Athletic Director
510 E 23rd St (W) 2540 Christie Pl.
Owensboro 42303 Owensboro, KY 42301
(H) 926-7175 683-0480

Amy Lambert, Title IX Compliance Coord.
2588 ST RT 762 (W) 1524 Parrish Ave.
Philpot, KY 42366 Owensboro, KY 42301
(H) 275-0462 684-3215

Ernie Taliaferro, Booster Club President
504 Hill Ave.
Owensboro, KY 42301
(H) 683-3832 (W) 688-6905

Sylvia Hayden, Advisory Board Secretary
2307 York Drive
Owensboro, KY 42301
(H) 683-3356

Rick Kamuf
5311 Old Lydanne Br. Rd.
Owensboro, KY 42301
(H) 684-7652 (W) 771-4018

Tom Scales
2606 Wesleyan Park Dr.
Owensboro, KY 42303
(H) 684-5105

Gene Clemens
1546 College Drive
Owensboro, KY 42301
(H)684-6726(W)684-2305

David M. Jarboe
4305 Brookhill Drive
Owensboro, KY 42303
(H)683-5108(W)684-1469

Bob Wimsatt
5435 Lee Rudy Rd
Owensboro, KY 42301
(H) 683-2407

Janice Taul
926 Hill Bridge Rd
Utica, KY 42376
(H) 683-8327

Meagan Aull (Student)
5776 Hwy 144
Owensboro, KY 42303
(H) 281-9826

Emily Goedde (Student)
2197 St Rt 142
Philpot, KY 42366
(H) 729-9918

David Jarboe (Student)
4305 Brookhill Dr
Owensboro, KY 42303
(H) 683-5108

2005-2006
ACCOMMODATION OF INTERESTS AND ABILITIES
SUMMARY PROGRAM CHART 1

KHSAA
 Form T1
 Rev. 9/05

Participation Opportunities Test One


		(Column 1)	(Column 2)	(Column 3)	(Column 4)
	Program	Enrollment	Percentage of Total Enrollment	Number of Interscholastic Participants (double and triple count)	Percentage of Total Participation
Row 1	GIRLS	226	44%	255	37%
Row 2	BOYS	282	56%	434	63%
Row 3	Totals	508	100%	689	100%

Instructions:

*Number of 8th grade students & below used in Column 3 and Column 4 calculations if applicable: 67

- 1) Determine the total number of girls enrolled, (place in Row 1, Column 1). Determine the total number of boys enrolled, (place in Row 2, Column 1).
- 2) Add the total number of girls and boys enrolled to determine total enrollment, (place in Row 3, Column 1).
- 3) Calculate the percentage of total enrollment that is female. (Divide Row 1, Column 1 by row 3, Column 1 and place in Row 1, Column 2.) Calculate the percentage of total enrollment that is male. (Divide Row 2, Column 1 by Row 3, Column 1 and place in Row 2, Column 2.) Note: Row 1, Column 2 plus Row 2, Column 2 should total 100%.
- 4) Ask the head coaches to review the most updated eligibility or squad lists for their teams. Ask coaches to confirm the names of those individuals who are on the team as of the first **date of competition**, and cross out the names of those who were cut from the team or quit the team prior to the first competitive event. Determine the total number of interscholastic athletics participants that are girls, (and place in Row 1, Column 3). In order to determine the total number of athletics participants, an individual should be counted each time he or she participates on a team. For example, if Jane Doe competes on the varsity volleyball team, the junior varsity volleyball team, the junior varsity basketball team, and the varsity softball team, she should be counted as four participants (**do not include club or intramural sports participants, cheerleaders, dance teams, or pom squads**). Calculate the same way for boys and girls. * In addition, should 8th grade students and below play on a Freshman, Junior Varsity, or Varsity team, they should also be counted for each team and sport on which they participate. If applicable, please asterisk the above notation as to how many 8th grade students & below are included in the totals. Using the same procedure, determine the total number of interscholastic athletic participants that are boys, (and place in Row 2, Column 3). Add Row 1, Column 3 plus Row 2, Column 3 to get total participants and place in Row 3, Column 3.
- 5) Calculate the percentage of female participation. (Row 1, Column 3 divided by Row 3, Column 3 and place in Row 1, Column 4.) Calculate the percentage of male participation. (Row 2, Column 3 divided by Row 3, Column 3 and place in Row 2, Column 4.) Note: Row 1, Column 4 plus Row 2, Column 4 should total 100%.

Note: While being within three percent is not a formal compliance standard; if the percent listed in Row 1, Column 4 is within 3% of Row 1, Column 2, then it provides a good target within which compliance is likely.

Principal's Signature:  Date: 7/14/06

2005-2006
ACCOMMODATION OF INTERESTS AND ABILITIES
SUMMARY PROGRAM CHART 2


KHSAA
Form T2
Rev. 9/05

Participation Opportunities Test Two

			Column 1	Column 2	Column 3	Column 4	Column 5
Program			Number of Teams Currently Offered	Number of Participants	Number of Teams Added Since the beginning of the 2001-2002 School Year	Number of Participants Added Since the beginning of the 2001-2002 School Year	Percent of Total Participation By Sex Added Since the beginning of the 2001-2002 School Year
GIRLS	Row 1	varsity:	10	148	0	0	
	Row 2	j.v.:	8	77	4	23	
	Row 3	frosh:	2	30	0	0	
	Row 4	total:	20	255	4	23	9%
BOYS	Row 5	varsity:	10	268	0	0	
	Row 6	j.v.:	7	112	3	18	
	Row 7	frosh:	4	54	1	3	
	Row 8	total:	21	434	4	21	5%

- 1) For Column 1, list the number of interscholastic teams offered for girls and boys at each competitive level (varsity, junior varsity, and freshman). For girls, total each of the entries in Rows 1, 2, and 3 into Row 4. For boys, total Rows 5, 6, and 7 into Row 8.
- 2) For Column 2, list the number of participants at each level. For girls, total each of the entries in Rows 1, 2, and 3 into Row 4. For boys, total Rows 5, 6, and 7 into Row 8. **Note:** The totals in Row 4 for girls and in Row 8 for boys must be the same as the totals in Form T-1, Column 3, Rows 1 and 2 respectively.
- 3) For Column 3, list the number of interscholastic teams that have been added in the last five years at each competitive level. Count each team added during the 5 year period only one time. e.g. Girl's junior varsity soccer was added 3 years ago, count the team only once, not 3 times. For girls, total the entries in Rows 1, 2, and 3 into Row 4. For boys, total Rows 5, 6, and 7 into Row 8.
- 4) For Column 4, list the number of participants that are currently on each level of the teams that were added in the last five years. If a team was added previously but no longer exists, there are no current participants to be added for that team. For girls, total the entries in Rows 1, 2, and 3 into Row 4. For boys, total Rows 5, 6, and 7 into Row 8.
- 5) For Column 5, calculate the percentage of participants that have been added in the last five years. For girls, take the number in Column 4, Row 4 and divide by the number in Column 2, Row 4. For boys, take the number in Column 4, Row 8 and divide it by the number in Column 2, Row 8.

Note: If the percentage of current participants added in the last five years is 25% or greater, compliance with test two may be possible. If less than 25%, then compliance with test three should be analyzed. **CAUTION:** 25% is not a formal compliance standard.

Principal's Signature:  Date: 4/14/06

2005-2006
ACCOMMODATION OF INTERESTS AND ABILITIES
SUMMARY PROGRAM CHART 3

Participation Opportunities Test Three

FOR ANY QUESTION ANSWERED "YES" IDENTIFY THE RESPECTIVE SPORT(S).

	GIRLS (Yes / No)		BOYS (Yes / No)
1. For a sport not currently played at the interscholastic level (varsity, junior varsity, or freshman) in your school, is there an intramural team offered for that sport?	No		No
2. For a sport <u>not</u> currently offered in your interscholastic athletics program, is there sufficient interest to form a viable interscholastic team based on participation on an intramural team or community recreation teams?	No		No
3. For a sport <u>not</u> currently offered, is there sufficient interest, based on your most recent Student Interest Survey, to form a viable interscholastic team based on student responses from the interscholastic survey? If yes, what sport?	No		No
4. For a sport currently offered at the varsity level only, is there sufficient interest, based on your most recent Student Interest Survey, to form a viable team for a junior varsity or freshman team that is not currently offered?	No		No
5. For a sport currently offered at the junior varsity or freshman level is there sufficient interest, based on your most recent Student Interest Survey, to form a varsity team not currently offered?	No		No
6. If you answered YES to question (1), (2), (3), (4), or (5), are there enough high schools in your geographic area offering the sport (at the appropriate level) to allow for the development of a reasonable schedule of competition?	N/A		N/A


Principal's Signature: Harold Skyles Date: 4/14/06

2005-2006
ACCOMODATION OF INTERESTS AND ABILITIES
SUMMARY PROGRAM CHART 4

Levels of Competition Test One

		Column 1	Column 2	Column 3
Girls	Team Levels	Number of Teams Currently Offered	Number of Participants	Percentage of Participants at Each Level
Row 1	varsity:	10	148	58%
Row 2	j.v.:	8	77	30%
Row 3	frosh:	2	30	12%
Row 4	total:		255	100%
Boys				
Row 5	varsity:	10	268	62%
Row 6	j.v.:	7	112	26%
Row 7	frosh:	4	54	12%
Row 8	total:		434	100%

- Column 1, list the number of interscholastic teams offered for girls and boys at each competitive level; varsity, junior varsity, and freshman. (Refer to Form T-2, Accommodation of Interests and Abilities, Summary Program Chart 2, Column 1.)
- For Column 2, list the number of participants at each level. For girls, total the entries in Rows 1, 2, and 3 into Row 4. For boys, total the entries in Rows 5, 6, and 7 into Row 8. (Refer to Form T-2, Accommodation of Interests and Abilities, Summary Program Chart 2, Column 2.)
- For Column 3, calculate the percentage of female and male participants at each level.
For girls' varsity, junior varsity, and frosh, respectively:
 - Divide Column 2, Row 1 by Column 2, Row 4, and place the percentage in Column 3, Row 1.
 - Divide Column 2, Row 2 by Column 2, Row 4, and place the percentage in Column 3, Row 2.
 - Divide Column 2, Row 3 by Column 2, Row 4, and place the percentage in Column 3, Row 3.
 -
 For boys' varsity, junior varsity, and frosh, respectively:
 - Divide Column 2, Row 5 by Column 2, Row 8, and place the percentage in Column 3, Row 5.
 - Divide Column 2, Row 6 by Column 2, Row 8, and place the percentage in Column 3, Row 6.
 - Divide Column 2, Row 7 by Column 2, Row 8, and place the percentage in Column 3, Row 7.

Principal's Signature:  Date: 7/14/06

**2005-2006
ACTUAL EXPENDITURES - PROGRAM COMPARISON CHART 1
TO INCLUDE BOOSTER CLUB FUNDING**

	equipment and supplies		travel		awards		coaches' salaries (to include supplemental and extended employment; dollar amount needed)		facilities improvements		publications (if sport-specific)	
	Expenditures		Expenditures		Expenditures		Expenditures		Expenditures		Expenditures	
	School	Booster	School	Booster	School	Booster	School	Booster	School	Booster	School	Booster
G basketball	1600	1300	300	200	0	0	13900	0	0	0	0	0
B basketball	12400	5200	4300	4000	0	1100	16400	0	0	0	0	0
G softball	4300	11000	2100	11200	0	1000	7600	0	2200	0	0	0
B baseball	2500	6900	3200	5700	0	0	7400	0	1300	0	0	0
G cross country	100	300	1200	300	0	100	1000	0	0	0	0	0
B cross country	100	300	1200	300	0	100	1000	0	0	0	0	0
G golf	1100	0	300	0	0	200	1400	0	0	0	0	0
B golf	900	1000	600	600	0	200	1500	0	0	0	0	0
G soccer	1200	1800	200	0	300	200	5800	0	300	0	0	0
B soccer	900	4000	200	500	0	100	6000	0	300	0	0	0
G swimming	1200	0	300	0	0	100	0	0	0	0	0	0
B swimming	1200	0	300	0	0	100	0	0	0	0	0	0

- Total expenditures on T-35 and T-36 on the 2005-2006 year report due by April 15, 2006, should reflect the total monies spent (rounded off to nearest hundred) for the entire school year of 2004-2005 ending June 30, 2005.
- Booster Club Funding/Contributions must be included in the expenditures total.

Principal's Signature: *[Signature]* Date: _____
 Copyright 1999, Good Sports, Inc., Title IX and Gender Equity Specialists. All rights reserved.

**2005-2006
ACTUAL EXPENDITURES - PROGRAM COMPARISON CHART 2
TO INCLUDE BOOSTER CLUB FUNDING**

	equipment and supplies		travel		awards		coaches' salaries (to include supplemental and extended employment; <i>dollar amount needed</i>)		facilities improvements		publications (if sport-specific)	
	Expenditures		Expenditures		Expenditures		Expenditures		Expenditures		Expenditures	
	School	Booster	School	Booster	School	Booster	School	Booster	School	Booster	School	Booster
G track	900	600	1600	100	200	200	2700	0	0	0	0	0
B track	900	600	1600	100	200	200	2700	0	0	0	0	0
G tennis	900	0	1100	0	0	0	800	0	0	0	0	0
B tennis	900	0	1100	0	0	0	800	0	0	0	0	0
G volleyball	500	3300	1100	2700	0	0	6000	0	3200	0	0	400
B wrestling	0	0	0	0	0	0	0	0	0	0	0	0
G (list sport)	0	0	0	0	0	0	0	0	0	0	0	0
B football	26400	10500	3900	1700	200	4000	18500	0	0	0	0	0
G (list sport)	0	0	0	0	0	0	0	0	0	0	0	0
B (list sport)	0	0	0	0	0	0	0	0	0	0	0	0

1. Total expenditures on T-35 and T-36 on the 2005-2006 year report due by April 15, 2006, should reflect the total monies spent (rounded off to nearest hundred) for the entire school year of 2004-2005 ending June 30, 2005.

2. Booster Club Funding/Contributions must be included in the expenditures total.

Indicate percentage of total expenditures for each gender:

Gender	Expenditures	Percentage
Boys	\$166,100	62%
Girls	\$100,400	38%
Total:	\$266,500	100%

Principal's Signature: *[Signature]* Date: 7/14/06

2005-2006 KHSAA TITLE IX ATHLETICS AUDIT


KHSAA
Form T41
Rev. 9/05

Checklist - Overall Interscholastic Athletics Program

DIRECTIONS:

For the Areas of Compliance (Opportunities and Benefits) listed on the left hand side of the page, place a checkmark under the appropriate column identifying whether your school provided an advantage to the Girls' Program, or to the Boys' Program or to Neither Program.

Areas of Compliance:	ADVANTAGE TO:		
	GIRLS' PROGRAM	BOYS' PROGRAM	NEITHER PROGRAM
OPPORTUNITIES			
Accommodation of Interest and Abilities			X
BENEFITS			
Equipment and Supplies			X
Scheduling of Games and Practice Time			X
Travel and Per Diem Allowances			X
Coaching			X
Locker Rooms, Practice and Competitive Facilities			X
Medical and Training Facilities and Services			X
Publicity			X
Support Services			X
Athletic Scholarships			N/A
Tutoring			X
Housing and Dining Facilities and Services			N/A
Recruitment of Student Athletes			N/A

Principal's Signature:  Date: 4/14/06

DIRECTIONS:

1. For Column 1, indicate the intended area which needs corrective action in order to achieve gender equity. For Column 2, write the suggested change or activities that will correct the area in need of alteration. For Column 3, include the estimated completion date for the changes or activities.
2. It is possible to attain compliance with Title IX and no longer need "corrective" action. However, the KHSAA strongly encourages compliant schools to identify items for improvement (Column 1), activities to accomplish the improvement (Column 2) and a timetable for completion (Column 3) that will strengthen the athletic program.
3. You may copy this form as needed. Please attach corrective action plans along with audit forms and submit by April 15, 2006.

COLUMN 1	COLUMN 2	COLUMN 3
ITEM FOR CORRECTION/IMPROVEMENT	SUGGESTED CHANGE/ACTIVITIES	TIME TABLE FOR CORRECTIVE ACTION/COMPLETION
Girl's Volleyball Locker Room	Building new girl's volleyball locker room in the space previously used for freshmen football.	By 2006-2007 Volleyball Season
Girl's Freshman Basketball	Make sure there are Girls' Freshman Basketball games scheduled.	By 2006-2007 Basketball Season
Girl's Freshman Soccer	Make sure there are Girl's Freshman Soccer games scheduled.	By 2006-2007 Soccer Season
Volleyball Playing Courts	To rejuvenate uprights and put extra floor plates to allow for two playing courts instead of one.	By 2006-2007 Volleyball Season
Soccer Locker Rooms	Putting air-conditioning units in the boys and girls locker rooms	Summer of 2006
Middle School Girl's Volleyball Team	High School funding this for improvement in participation at the High school level.	2006-2007 School Year
Weight Room Scheduling	Meet with coaches and develop a weight room schedule to benefit all female and male athletes.	Summer meeting of coaches for the 2006-2007 school year.

Principal's Signature:  Date: 7/14/06



2005-2006 INTERSCHOLASTIC
ATHLETICS SURVEY
Summary of Student Responses

KHSAA
Form T63
Rev. 9/05

School Name: Owensboro Catholic High School
School Enrollment: 508 (SHOULD AGREE WITH FORM T-1)
Date: 04/10/06
Completed By: Amy Lambert

Instructions:

1. Summarize the Student Athletics Interest Surveys Form T-61 by listing the total number of responses on the line next to each sport.
2. Under the Other Category please provide a listing of the sports as well as the number of students who are interested in participating.
3. Please sign and date this Summary Form (T-63) and mail this Summary Form only to the KHSAA by April 15, 2006. Do not mail the student surveys (Form T-61). However, these Forms should be maintained in your files in the event they are requested subsequently.

484 Number of Surveys

452 Total Returned (*A minimum of 80% return is expected*)

8 - 11 Grades Surveyed (*Should be grades 9-11 and 8th grade if school has a feeder system*)

How Was The Survey Administered? 8th – Homeroom 9th – 11th – Religion Classes
(e.g. was it given in all English classes, or all home rooms, or advisee/advisor?)

KHSAA Sanctioned Fall Sports (*List Total Number of Participation Responses*)

11 Cross Country (Girls)

21 Cross Country (Boys)

101 Football (Boys)

11 Golf (Girls)

20 Golf (Boys)

36 Soccer (Girls)

25 Soccer (Boys)

46 Volleyball (Girls)

Winter Sport (*List Total Number of Participation Responses*)

<u>44</u>	Basketball (Girls)
<u>76</u>	Basketball (Boys)
<u>17</u>	Indoor Track (Girls)
<u>34</u>	Indoor Track (Boys)
<u>18</u>	Swimming & Diving (Girls)
<u>10</u>	Swimming & Diving (Boys)
<u>8</u>	Wrestling (Boys)

Spring Sport (*List Total Number of Participation Responses*)

<u>52</u>	Baseball (Boys)
<u>42</u>	Fast Pitch Softball (Girls)
<u>7</u>	Slow Pitch Softball (Girls)
<u>28</u>	Tennis (Girls)
<u>18</u>	Tennis (Boys)
<u>38</u>	Track (Girls)
<u>70</u>	Track (Boys)

Non-KHSAA Sanctioned Sports (*From Student Survey T-61 Question 10*)

<u>34</u>	Archery
<u>36</u>	Field Hockey
<u>49</u>	Bowling
<u>1</u>	Boys' Gymnastics
<u>40</u>	Girls' Gymnastics
<u>20</u>	Ice Hockey
<u>32</u>	Boys' Lacrosse
<u>26</u>	Girls' Lacrosse
<u>26</u>	Rifle
<u>17</u>	Rodeo
<u>21</u>	Boys' Volleyball
<u>11</u>	Water Polo
<u>20</u>	Weightlifting

Number of Students who participate in Intramural Sports

(*From Student Survey T-61 Question 5*)

<u>Sport</u>	<u>Number</u>
Boys' Basketball	74

List Intramural Sports students are interested in adding:

(From Student Survey T-61 Question 6)

<u>Sport</u>	<u>Number</u>
Football	14
Tennis	3
Baseball	8
Girls' Basketball	13
Soccer	16
Fast Pitch Softball	7
Volleyball	14

Participation in Non-School Sports Activities

(From Student Survey T-61 Question 7)

<u>Sport</u>	<u>Number</u>
Tennis	7
Baseball	32
Volleyball	13
Soccer	37
Wrestling	2
Softball	26
Swimming	5
Basketball	7
Football	2
Golf	1


Reasons for not participating in interscholastic athletics

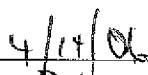
(From Survey Question 8)

- 30 I prefer other activities such as band, chorus, etc.
- 29 I don't have time
- 10 The practice schedules and game times are inconvenient
- 8 The sport I like isn't offered
- 0 It's too expensive
- 20 I prefer to participate in club or intramural sports
- 28 Working
- 30 Other: Gymnastics, Cheerleading, Dance

Student Suggestions to encourage participation

More intramurals, More sports, Advertising, Scheduling and Times


Principal's Signature


Date