



Kentucky High School Athletic Association

2280 Executive Drive ° Lexington, KY 40505 ° www.khsaa.org ° (859)299-5472 (859)293-5999 (fax)

MEMORANDUM

To: Superintendent, Principal, and Athletic Director
Johnson Central High School

From: Brigid L. DeVries, Commissioner
Larry Boucher, Assistant Commissioner


Date: May 15, 2007

Subject: 2006-2007 Title IX Annual Report Forms Submission

Enclosed please find a copy of Form T-65, the 2006-2007 KHSAA Title IX Annual Report Submission Status Report. In addition, you may find an attachment with corrected copies of the forms submitted by your school personnel. Please review this information so the forms can be completed accurately in the future.

Also, KHSAA Audit Team Members may have requested resubmission of some of the 2006-2007 Annual Report Forms or need additional information on your athletic programs. Please submit this information by the date requested if this is applicable. Copies and all KHSAA Title IX documents must be kept current and included in your permanent Title IX File at the school. All documents are subject to Open Records Requests.

Should you need any further information, please do not hesitate to call anytime.



**KHSAA TITLE IX
ANNUAL REPORT SUBMISSION
STATUS REPORT
2006-2007**

KHSAA
Form T65 Revised 8/05

TO: KHSAA Member School Superintendents, Principals, and Athletic Directors

FROM: Brigid L. DeVries, Commissioner
Larry Boucher, Assistant Commissioner

DATE: 5/1/2007

School	Johnson Central High	Reviewed by	Fran Edwards
--------	----------------------	-------------	--------------



The following is a status report regarding the required 2006 - 2007 Title IX Annual Report submission of forms due into the KHSAA office by April 15, 2007. Appropriate KHSAA Audit Team personnel have reviewed these forms and the following is a summary of this review.

I. Checklist of Forms properly submitted in a satisfactory manner:

X	GE 19 (Annual Verification)	X	T-35 (Budget Expenses)
X	T-1 (Summary Program Chart 1)	X	T-36 (Budget Expenses)
X	T-2 (Summary Program Chart 2)	X	T-41 (Checklist – Overall Interscholastic Program)
X	T-3 (Summary Program Chart 3)	X	T-60 (Corrective Action Plan)
X	T-4 (Summary Program Chart 4)		T-63 (Interscholastic Survey Results)

II. Status

A.	X	2006– 2007 Forms are satisfactory and no further information or action is necessary at this time.
B.		Errors have been noted with respect to the following forms:
C.		The following forms were omitted and must be submitted by school representatives:
D.		Other Recommendation and Comments:





Kentucky High School Athletic Association

KENTUCKY HIGH SCHOOL ATHLETIC ASSOCIATION

TITLE IX

JOHNSON CENTRAL HIGH SCHOOL 2006-2007 ANNUAL REPORT





**KENTUCKY HIGH SCHOOL ATHLETIC ASSOCIATION
2006-2007 ANNUAL VERIFICATION OF TITLE IX PROCEDURES**

*KHSAA Form GE19
Rev. 10/06*

(To be submitted by April 15, 2007 along with other required forms)

The Johnson Central High School, Paintsville, Kentucky
(Name of High School) (City)

certifies to the Kentucky High School Athletic Association that the following is an accurate and true representation of the facts surrounding compliance with 20 U.S.C. Sections 1681-1688, et. Seq. (also known as Title IX)

I certify the following provisions in accordance with records at the school contained in the permanent Title IX file, at least one copy of which must be maintained in the Principal's office, and to the best of my knowledge have completed the following tasks (All boxes must be checked).

Established a gender equity committee at the high school. (list committee personnel and provide attachment if necessary)

Name	Address	Phone	Title
(Supt., Principal, Student, Parent, Coach, Etc.)			

see attached

Scheduled a minimum of three meetings during the 2006-2007 school year on the following dates:

February 23, 2007
March 30, 2007
June 14, 2007

Designated the following person(s) as the Title IX coordinator for the school:

<u>Thom Cochran</u>	<u>Assistant Principal/A.D</u>	<u>257 North Mayo Trail, Paintsville, 41240</u>	<u>(606)-789-2500</u>
Name	Title	Address	Phone

Designated the following person(s) as the Title IX coordinator for the district:

<u>Harry Burchett</u>	<u>District Technology Coord.</u>	<u>253 North Mayo Trail, Paintsville, 41240</u>	<u>(606)-789-2530</u>
Name	Title	Address	Phone

School personnel are continuing to make periodic reviews of the boys' and girls' athletics program reflected in the Corrective Action Plan.

In addition to the above information, the above referenced school maintains a complete permanent file relative to Title IX records including copies of the self-assessment audit, all corrective action plans, and other related materials.

Thom Cochran
Principal's Signature

April 13, 2007
Date

Steve Trumble
Superintendent Signature

Melvin Van Hise
School Board Chairpersons' Signature

(Send original copy to KHSAA - Maintain duplicate in Title IX school folder)

2006 - 2007 GENDER EQUITY COMMITTEE
JOHNSON CENTRAL HIGH SCHOOL / JOHNSON COUNTY

Chairperson	Thom Cochran
Girls' Coaching Staff Representatives	Phillip Wireman Debbie McCool
Boys' Coaching Staff Representatives	Dwight Chafins
District Title IX Resource Person	Harry E. Burchett
School Board Member	Danny Joe Daniels
School Board Attorney	Mike Schmitt
School Curriculum / Counseling	Noel Crum
Parent Representative	Lisa Wireman
Student Representative	Chelsea Salyer
Middle School Principal	Tim Adams
YSC Director	Karen Salyers
Athletic Director / Asst. Principal	Thom Cochran
High School Principal	Steve Whitaker
Director of Pupil Personnel	Delbert Conley
Asst. Supt. / Personnel Director	Zella Wells

2006-2007
ACCOMMODATION OF INTERESTS AND ABILITIES
SUMMARY PROGRAM CHART 1

KHSAA
 Form T1
 Rev.10/06

Participation Opportunities Test One

		(Column 1)	(Column 2)	(Column 3)	(Column 4)
	Program	Enrollment	Percentage of Total Enrollment	Number of Interscholastic Participants (double and triple count)	Percentage of Total Participation
Row 1	GIRLS	517	51%	238	49%
Row 2	BOYS	487	49%	249	51%
Row 3	Totals	1004	100%	487	100%

Instructions:

*Number of 8th grade students & below used in Column 3 and Column 4 calculations if applicable: 59

- 1) Determine the total number of girls enrolled, (place in Row 1, Column 1). Determine the total number of boys enrolled, (place in Row 2, Column 1).
- 2) Add the total number of girls and boys enrolled to determine total enrollment, (place in Row 3, Column 1).
- 3) Calculate the percentage of total enrollment that is female. (Divide Row 1, Column 1 by Row 3, Column 1 and place in Row 1, Column 2.) Calculate the percentage of total enrollment that is male. (Divide Row 2, Column 1 by Row 3, Column 1 and place in Row 2, Column 2.) Note: Row 1, Column 2 plus Row 2, Column 2 should total 100%.
- 4) Ask the head coaches to review the most updated eligibility or squad lists for their teams. Ask coaches to confirm the names of those individuals who are on the team as of the first **date of regular season competition**, and cross out the names of those who were cut from the team or quit the team prior to the first regular season competitive event. Determine the total number of interscholastic athletics participants that are girls, (and place in Row 1, Column 3). In order to determine the total number of athletics participants, an individual should be counted each time he or she participates on a team. For example, if Jane Doe competes on the varsity volleyball team, the junior varsity volleyball team, the junior varsity basketball team, and the varsity softball team, she should be counted as four participants (**do not include club or intramural sports participants, cheerleaders, dance teams, or pom squads**). Calculate the same way for boys and girls. * In addition, should 8th grade students and below play on a Freshman, Junior Varsity, or Varsity team, they should also be counted for each team and sport on which they participate. If applicable, please asterisk the above notation as to how many 8th grade students & below are included in the totals.

Using the same procedure, determine the total number of interscholastic athletic participants that are boys, (and place in Row 2, Column 3). Add Row 1, Column 3 plus Row 2, Column 3 to get total participants and place in Row 3, Column 3.

- 5) Calculate the percentage of female participation. (Row 1, Column 3 divided by Row 3, Column 3 and place in Row 1, Column 4.) Calculate the percentage of male participation. (Row 2, Column 3 divided by Row 3, Column 3 and place in Row 2, Column 4.) Note: Row 1, Column 4 plus Row 2, Column 4 should total 100%.

Note: While being within three percent is not a formal compliance standard; if the percent listed in Row 1, Column 4 is within 3% of Row 1, Column 2, then it provides a good target within which compliance is likely.

Principal's Signature: Thom Cochran Date: 4-13-07

2006-2007
ACCOMMODATION OF INTERESTS AND ABILITIES
SUMMARY PROGRAM CHART 2

KHSAA
Form T2
Rev. 10/06

Participation Opportunities Test Two

		Column 1	Column 2	Column 3	Column 4	Column 5
Program		Number of Teams Currently Offered	Number of Participants	Number of Teams Added Since the beginning of the 2002-2003 School Year	Number of Participants Added Since the beginning of the 2002-2003 School Year	Percent of Total Participation By Sex Added Since the beginning of the 2002-2003 School Year
GIRLS	Row 1	varsity:	9	139	2	37
	Row 2	j.v.:	5	59	2	11
	Row 3	frosh:	3	40	1	14
	Row 4	total:	17	238	5	62
BOYS	Row 5	varsity:	10	176	2	35
	Row 6	j.v.:	5	54	2	0
	Row 7	frosh:	2	19	1	0
	Row 8	total:	17	249	5	35

- 1) For Column 1, list the number of interscholastic teams offered for girls and boys at each competitive level (varsity, junior varsity, and freshman). For girls, total each of the entries in Rows 1, 2, and 3 into Row 4. For boys, total Rows 5, 6, and 7 into Row 8.
- 2) For Column 2, list the number of participants at each level. For girls, total each of the entries in Rows 1, 2, and 3 into Row 4. For boys, total Rows 5, 6, and 7 into Row 8. **Note:** The totals in Row 4 for girls and in Row 8 for boys must be the same as the totals in Form T-1, Column 3, Rows 1 and 2 respectively.
- 3) For Column 3, list the number of interscholastic teams that have been added in the last five years at each competitive level. Count each team added during the 5 year period only one time. e.g. Girl's junior varsity soccer was added 3 years ago, count the team only once, not 3 times. For girls, total the entries in Rows 1, 2, and 3 into Row 4. For boys, total Rows 5, 6, and 7 into Row 8.
- 4) For Column 4, list the number of participants that are currently on each level of the teams that were added in the last five years. If a team was added previously but no longer exists, there are no current participants to be added for that team. For girls, total the entries in Rows 1, 2, and 3 into Row 4. For boys, total Rows 5, 6, and 7 into Row 8.
- 5) For Column 5, calculate the percentage of participants that have been added in the last five years. For girls, take the number in Column 4, Row 4 and divide by the number in Column 2, Row 4. For boys, take the number in Column 4, Row 8 and divide it by the number in Column 2, Row 8.

Note: If the percentage of current participants added in the last five years is 25% or greater, compliance with Test Two may be possible. If less than 25%, then compliance with Test Three should be analyzed. **CAUTION:** 25% is not a formal compliance standard.

Principal's Signature: Tom Cochran Date: 4-13-07

2006-2007
ACCOMMODATION OF INTERESTS AND ABILITIES
SUMMARY PROGRAM CHART 3

Participation Opportunities Test Three

FOR ANY QUESTION ANSWERED "YES" IDENTIFY THE RESPECTIVE SPORT(S).

	GIRLS (Yes / No)		BOYS (Yes / No)
1. For a sport <u>not</u> currently offered, is there sufficient interest, based on your most recent Student Interest Survey, to form a viable interscholastic team based on student responses from the interscholastic survey? If yes, what sport?	No		No
2. For a sport currently offered at the varsity level only, is there sufficient interest, based on your most recent Student Interest Survey, to form a viable team for a junior varsity or freshman team that is not currently offered?	Yes (Soccer)		Yes (Soccer)
3. For a sport <u>not</u> currently offered in your interscholastic athletics program, is there sufficient interest to form a viable interscholastic team based on participation on an intramural team or community recreation teams?	No		No
4. For a sport currently offered at the junior varsity or freshman level is there sufficient interest, based on your most recent Student Interest Survey, to form a varsity team not currently offered?	No		No
5. If you answered YES to question (1), (2), (3), or (4), are there enough high schools in your geographic area offering the sport (at the appropriate level) to allow for the development of a reasonable schedule of competition?	Yes		Yes

Principal's Signature: Thom Cochran Date: 4-13-07

2006-2007
ACCOMODATION OF INTERESTS AND ABILITIES
SUMMARY PROGRAM CHART 4

Levels of Competition Test One

		Column 1	Column 2	Column 3
Girls	Team Levels	Number of Teams Currently Offered	Number of Participants	Percentage of Participants at Each Level
Row 1	varsity:	9	139	58%
Row 2	j.v.:	5	59	25%
Row 3	frosh:	3	40	17%
Row 4	total:	15	238	100%
Boys				
Row 5	varsity:	10	176	70%
Row 6	j.v.:	5	54	22%
Row 7	frosh:	2	19	8%
Row 8	total:	15	249	100%

- 1) Column 1, list the number of interscholastic teams offered for girls and boys at each competitive level; varsity, junior varsity, and freshman. (Refer to Form T-2, Accommodation of Interests and Abilities, Summary Program Chart 2, Column 1.)
- 2) For Column 2, list the number of participants at each level. For girls, total the entries in Rows 1, 2, and 3 into Row 4. For boys, total the entries in Rows 5, 6, and 7 into Row 8. (Refer to Form T-2, Accommodation of Interests and Abilities, Summary Program Chart 2, Column 2.)
- 3) For Column 3, calculate the percentage of female and male participants at each level.
For girls' varsity, junior varsity, and frosh, respectively:
 - Divide Column 2, Row 1 by Column 2, Row 4, and place the percentage in Column 3, Row 1.
 - Divide Column 2, Row 2 by Column 2, Row 4, and place the percentage in Column 3, Row 2.
 - Divide Column 2, Row 3 by Column 2, Row 4, and place the percentage in Column 3, Row 3.
 -
 For boys' varsity, junior varsity, and frosh, respectively:
 - Divide Column 2, Row 5 by Column 2, Row 8, and place the percentage in Column 3, Row 5.
 - Divide Column 2, Row 6 by Column 2, Row 8, and place the percentage in Column 3, Row 6.
 - Divide Column 2, Row 7 by Column 2, Row 8, and place the percentage in Column 3, Row 7.

Principal's Signature: Thom Gehran Date: 4-13-07

**2006-2007
ACTUAL EXPENDITURES - PROGRAM COMPARISON CHART 1
TO INCLUDE BOOSTER CLUB FUNDING**

	equipment and supplies		travel		awards		coaches' salaries (to include supplemental and extended employment; dollar amount required)	facilities improvements	publications (if sport-specific)		
	Expenditures		Expenditures		Expenditures				Expenditures		
	School	Booster	School	Booster	School	Booster	# of Coaches	School	Booster	School	Booster
G basketball	8146.93	29,760.93	5103.36	7986.03	215.25	3051.99	3	4800.00	0.00	N/A	N/A
B basketball	9950.26	23095.98	6290.13	7091.35	1342	5276.39	3	4700.00	0.00	N/A	N/A
G softball	3187.98	3679.04	1230.79	840.50	0.00	2252.28	3	116100	0.00	N/A	N/A
B baseball	4696.87	12385.34	2790.15	1969.26	0.00	178	3	28779.66	0.00	N/A	N/A
G cross country	20.23	N/A	231.05	N/A	68.78	N/A	1	N/A	N/A	N/A	N/A
B cross country	20.23	N/A	231.05	N/A	68.78	N/A	1	N/A	N/A	N/A	N/A
G golf	952.73	N/A	293.52	N/A	119.34	N/A	1	2500.00	N/A	N/A	N/A
B golf	780.22	N/A	2752.94	N/A	335.94	N/A	1	2500.00	N/A	N/A	N/A
G soccer	N/A	N/A	N/A	N/A	N/A	N/A	N/A	N/A	N/A	N/A	N/A
B soccer	N/A	N/A	N/A	N/A	N/A	N/A	N/A	N/A	N/A	N/A	N/A
G swimming	642.82	N/A	1472.05	N/A	91.13	N/A	1	750,000	N/A	N/A	N/A
B swimming	642.82	N/A	1472.05	N/A	91.12	N/A	1	750,000	N/A	N/A	N/A

- Total expenditures on T-35 and T-36 on the 2006-2007 year report due by April 15, 2007, should reflect the total monies spent (rounded off to nearest hundred) for the entire school year of 2005-2006 ending June 30, 2006.
- Booster Club Funding/Contributions must be included in the above expenditures total. (Note: It is illegal for coaches to be paid by Booster Clubs Reference KHSAA Bylaw 27)

Principal's Signature: Thom Ashman Date: 4-13-07
 Copyright 1999, Good Sports, Inc., Title IX and Gender Equity Specialists. All rights reserved.

**2006-2007
ACTUAL EXPENDITURES - PROGRAM COMPARISON CHART 2
TO INCLUDE BOOSTER CLUB FUNDING**

	equipment and supplies		travel		awards		coaches' salaries (to include supplemental and extended employment; dollar amount required)		facilities improvements		publications (if sport-specific)	
	School	Booster	School	Booster	School	Booster	School	# of Coaches	School	Booster	School	Booster
G track	3529.85	N/A	1256.13	N/A	0.00	N/A	1500.00	1	0.00	N/A	N/A	N/A
B track	3529.85	N/A	1256.13	N/A	0.00	N/A	1500.00	1	0.00	N/A	N/A	N/A
G tennis	N/A	N/A	N/A	N/A	N/A	N/A	N/A	N/A	N/A	N/A	N/A	N/A
B tennis	N/A	N/A	N/A	N/A	N/A	N/A	N/A	N/A	N/A	N/A	N/A	N/A
G volleyball	4229.10	2126.67	2067.17	365.81	1125.00	1289.28	3000.00	3	4300.00	0.00	N/A	N/A
B wrestling	793.13	N/A	4112.72	N/A	838.25	N/A	4000.00	2	0.00	N/A	N/A	N/A
G (list sport)	N/A	N/A	N/A	N/A	N/A	N/A	N/A	N/A	N/A	N/A	N/A	N/A
B football	10461.36	6782.63	5018.40	7748.65	964.41	3110.00	22,450	8	14500.00	0.00	N/A	N/A
G (list sport)	N/A	N/A	N/A	N/A	N/A	N/A	N/A	N/A	N/A	N/A	N/A	N/A
B (list sport)	N/A	N/A	N/A	N/A	N/A	N/A	N/A	N/A	N/A	N/A	N/A	N/A

- Total expenditures on T-35 and T-36 on the 2006-2007 year report due by April 15, 2007, should reflect the total monies spent (rounded off to nearest hundred) for the entire school year of 2005-2006 ending June 30, 2006.
- Booster Club Funding/Contributions must be included in the above expenditures totals.
Indicate percentage of total expenditures for each gender: (If disparities are obvious, list on your Corrective Action Plan (T-60) what action you will take to correct the problem).

Gender	Expenditures	Percentage
Boys	\$ 971,700	49.7%
Girls	\$ 984,800	50.3%
Total:	\$ 1,956,500	100%

Principal's Signature: Thomas Cochran Date: 4-13-07

2006-2007 KHSAA TITLE IX ATHLETICS AUDIT

KHSAA
Form T41
Rev. 10/06

Checklist - Overall Interscholastic Athletics Program

DIRECTIONS:

For the Areas of Compliance (Opportunities and Benefits) listed on the left hand side of the page, place a checkmark under the appropriate column identifying whether your school provided an advantage to the Girls' Program, or to the Boys' Program or to Neither Program.

Areas of Compliance:	ADVANTAGE TO:		
	GIRLS' PROGRAM	BOYS' PROGRAM	NEITHER PROGRAM
OPPORTUNITIES			
Accommodation of Interest and Abilities			X
BENEFITS			
Equipment and Supplies			X
Scheduling of Games and Practice Time			X
Travel and Per Diem Allowances			X
Coaching			X
Locker Rooms, Practice and Competitive Facilities			X
Medical and Training Facilities and Services			X
Publicity			X
Support Services			X
Athletic Scholarships			X
Tutoring			X
Housing and Dining Facilities and Services			X
Recruitment of Student Athletes			X

Principal's Signature: Thom Cochran

Date: 4-13-07

SCHOOL NAME

2006-2007

TITLE IX

Johnson Central High School

CORRECTIVE ACTION PLAN

DIRECTIONS:

1. For Column 1, indicate the intended area (Opportunities or Benefits) which needs corrective action in order to achieve gender equity. For Column 2, write the suggested change or activities that will correct the area in need of alteration. For Column 3, include the estimated completion date for the changes or activities.
2. It is possible to attain compliance with Title IX and no longer need "corrective" action. However, the KHSAA strongly encourages compliant schools to identify items for improvement (Column 1), activities to accomplish the improvement (Column 2) and a timetable for completion (Column 3) that will strengthen the athletic program.
3. You may copy this form as needed. Please attach corrective action plans along with audit forms and submit by April 15, 2007.

COLUMN 1 ITEM FOR CORRECTION/ IMPROVEMENT	COLUMN 2 SUGGESTED CHANGE/ ACTIVITIES	COLUMN 3 TIME TABLE FOR CORRECTIVE ACTION/ COMPLETION
See Attached Plan		

Principal's Signature:

Tom Adams

Date:

4-13-07

**JOHNSON COUNTY SCHOOLS
2005-2006 TITLE IX/EQUITY PLAN**

**Reviewed by Johnson County BOE
Updated by Equity Committee on April 6, 2006(in bold print)**

Strategies/Activities	Person(s) Responsible	Start Date	End Date
1. As a part of the JCHS Consolidated Planning Needs Assessments, survey female students to determine what sports are viable offerings in [2000-2001] and in 2001-2002. [Annually]	Steve Trimble Harry Burchett Charlotte Dockery	February 2001	March 2001
2. Offer one additional girls' sport at JCHS in 2000-2001 and explore the feasibility of adding another girls' sport in 2001-2002. [Girls' JV volleyball was implemented Fall Semester 2000.]	Harry Burchett Steve Trimble	Fall Semester 2000	May 2001
2.5 Expand into Girls' Varsity Volleyball in 2001-02. [Implemented]	Harry Burchett Steve Trimble	Fall Semester 2001	May 2002
3. Develop an Equity Component and/or specific Equity Action Plans to the JCMS Consolidated Plan to address male-female student achievement differences evidenced on the latest CATs results. [Completed]	Steve Whitaker Ben Hamilton Tim Adams	August 2000	June 2002
4. At JCHS, gradually improve (consistent with the school's Perkins Vocational Plan) male-female balance in vocational classes that traditionally have been either male or female dominant. [In Progress]	Charlotte Dockery Steve Trimble	August 2000	On-going
5. At JCHS, gradually improve the parity of male and female student performance on all sections of the ACT exam and state accountability assessments. [In Progress]	Charlotte Dockery	August 2000	On-going

Strategies/Activities	Person(s) Responsible	Start Date	End Date
6. Raise the head softball coach's stipend from \$1,000 to \$2,000 (to the same level as the head baseball coach) and pay assistant softball coaches commensurate with baseball assistant coaches. [Completed]	Orville Hamilton Johnson County BOE Peggy Vanhoose	July 2000	June 2002
7. Obtain (through donation?) a scoreboard for the girls' softball field. [Implemented]	Harry Burchett Steve Trimble	July 2000	June 2002
8. Arrange for lockers for use by the softball team (JCMS football lockers / 3 rd base side baseball lockers). [Implemented]	Steve Trimble Steve Whitaker Harry Burchett	July 2000	June 2001
9. Principals obtain financial information from all of the schools' booster organizations. [Implemented]	Peggy Vanhoose Steve Trimble Steve Whitaker	August 2000	June 2001 & On-going
10. All schools, including elementaries, develop an Equity Component to their 2000-2002 Consolidated Plans to address gender disparities in student academic performance, athletic & extracurricular opportunities, etc. [Completed]	All Elementary Principals	January 2000	May 2002
11. Upgrade girls' softball field with brick dust surface to allow for fewer rain outs. [Implemented]	Harry Burchett Steve Trimble Scott Rowland	July 2000	June 2001
12. Resurface track at Johnson Central High School. [Completed]	Scott Rowland Harry Burchett Steve Trimble	June 2002	Fall 2002
13. Replacement of baseball lighting and poles to address. Safety concerns with existing poles. [Completed]	Scott Rowland Harry Burchett	June 2002	Fall 2002

- | | | | | |
|-----|--|--|-------------|-------------|
| 14. | Renovate Baseball/Softball Restroom Facilities
[In Progress] | Scott Rowland | Spring 2002 | Fall 2007 |
| 15. | Upgrade of weight room facilities to accommodate all participants from every sport. [Completed] | Scott Rowland
Steve Trimble
Harry Burchett | Spring 2002 | Fall 2004 |
| 16. | Replacement of center scoreboard in JCHS Fieldhouse to accommodate girls volleyball. [Completed] | Steve Trimble
Harry Burchett | Spring 2002 | Spring 2002 |
| 17. | Installation of safety piping along top of baseball/softball chain link fencing. [Implemented] | Steve Trimble
Harry Burchett | Spring 2002 | Spring 2002 |
| 18. | Installation of screen netting on both baseball/softball fields. [In Progress] | Steve Trimble
Scott Rowland | Spring 2003 | Fall 2007 |
| 19. | Repair / Replace Track Long Jump and Field Equip.
[In Progress] | Steve Trimble
Scott Rowland | Spring 2003 | Spring 2006 |
| 20. | Publish Seasonal Sports Programs. [On-Going] | Harry Burchett
Coaches | Spring 2003 | On-going |
| 21. | Upgrade Softball Lighting. [Completed] | Scott Rowland
Steve Trimble | Fall 2003 | Spring 2006 |
| 22. | Upgrade Scoreboards at Football/Baseball Fields. [In Progress] | Steve Trimble
Scott Rowland | Fall 2003 | Fall 2007 |
| 23. | Provide adequate matting for Wrestling, Cheer, & Dance. [Complete] | Steve Trimble
Harry Burchett | Fall 2003 | Fall 2006 |
| 24. | Upgrade Softball Field Surface with brick dust thus reducing rain outs. [Completed] | Steve Trimble
Harry Burchett | Spring 2004 | Spring 2004 |
| 25. | Build Storage Facility for out of season sports equipment. [Completed] | Steve Trimble
Harry Burchett | Fall 2003 | Spring 2004 |

- | | | | | |
|-----|--|----------------------------------|-------------|-------------|
| 26. | Upgrade pool controls for remote monitoring / access providing improved water condition. [Completed] | Scott Rowland | Spring 2003 | Spring 2004 |
| 27. | Upgrade pool cleaning system. [Completed] | Scott Rowland | Spring 2004 | Spring 2004 |
| 28. | Provided financial assistance to the Paintsville Country Club for upgrades to the tee boxes. [Completed] | JCBOE | Fall 2003 | Fall 2003 |
| 29. | Negotiated new District Basketball Schedule with boys and girls double header prime time games. [Complete] | Steve Trimble | Spring 2004 | Spring 2004 |
| 30. | Fill practice area to elevation consistent with other fields. | Scott Rowland | Fall 2004 | Fall 2005 |
| 31. | Remodel pool bldg. incl. pool, locker rooms and classrooms. [Complete] | Scott Rowland | Spring 2005 | Fall 2007 |
| 32. | Begin Middle School Volleyball. [Complete] | Tim Adams | Spring 2006 | Spring 2006 |
| 33. | Construct new baseball / softball fields for JV & Middle School Teams. [Complete] | Scott Rowland | Fall 2005 | Spring 2006 |
| 34. | Secure and Install new Scoreboard for Softball [Complete] | Steve Whitaker
Scott Rowland | Fall 2005 | Spring 2006 |
| 35. | Offer a free introductory camp to primary students for all athletic programs. [On-Going] | Karen Salyer
Athletic Coaches | Summer 2006 | On-Going |
| 36. | Complete feasibility study on new sports offerings in tennis and soccer. [Complete] | Harry Burchett | Fall 2005 | Spring 2006 |
| 37. | Complete feasibility study on intramural sports. [In-Progress] | Steve Whitaker | Spring 2006 | Summer 2008 |
| 38. | Develop and implement new site plan for athletic fields to accommodate all sports. [Complete] | Committee | Fall 2005 | Fall 2006 |

- 39. *Construction of new athletic complex to accommodate All sports. [In Progress]* *Committee* *Spring 07* *On-going*
- 40. *Secure location for tennis teams (boys/girls) to Practice [Complete]* *Thom Cochran* *Spring 07* *Spring 07*
- 41. *New athletic fields to be striped for girls/boys Soccer and football. [In progress]* *Committee* *Summer 07* *Fall 07*
- 41. *New practice location for girls/boys soccer [In progress]* *Scott Rowland* *Spring 07* *Fall 07*
- 42. *New Softball/baseball locker rooms, dugouts, Stands, Concession [In progress]* *Committee* *Summer 07* *On-going*
- 43. *Add weight/training facilities for female Athletes [Complete]* *Committee* *Fall 06* *Spring 07*
- 44. *Explore health/wellness multi-purpose Facility [In progress]* *Steve Whitaker* *Summer 07* *On-going*
- 45. *Explore locations for tennis courts [In progress]* *Steve Whitaker* *Spring 07* *On-going*
- 46. *Expansion of girls/boys soccer to Include junior varsity [In Progress]* *Thom Cochran* *Summer 07* *Fall 07*
- 47. *Explore possibilities of adding middle school Softball Team [In progress]* *Tim Adams* *Summer 07* *On-going*
- 48. *Review gender equity in non-traditional high School majors/classes [On-going]* *Committee* *Spring 07* *On-going*