



# Kentucky High School Athletic Association

2280 Executive Drive ° Lexington, KY 40505 ° [www.khsaa.org](http://www.khsaa.org) ° (859)299-5472 (859)293-5999 (fax)

## MEMORANDUM

To: Superintendent, Principal, and Athletic Director  
Kentucky Country Day High School

From: Brigid L. DeVries, Commissioner  
Larry Boucher, Assistant Commissioner


Date: May 8, 2007

Subject: 2006-2007 Title IX Annual Report Forms Submission

Enclosed please find a copy of Form T-65, the 2006-2007 KHSAA Title IX Annual Report Submission Status Report. In addition, you may find an attachment with corrected copies of the forms submitted by your school personnel. Please review this information so the forms can be completed accurately in the future.

Also, KHSAA Audit Team Members may have requested resubmission of some of the 2006-2007 Annual Report Forms or need additional information on your athletic programs. Please submit this information by the date requested if this is applicable. Copies and all KHSAA Title IX documents must be kept current and included in your permanent Title IX File at the school. All documents are subject to Open Records Requests.

Should you need any further information, please do not hesitate to call anytime.



**KHSAA TITLE IX  
ANNUAL REPORT SUBMISSION  
STATUS REPORT  
2006-2007**

KHSAA  
Form T65 Revised 8/05

TO: KHSAA Member School Superintendents, Principals, and Athletic Directors

FROM: Brigid L. DeVries, Commissioner  
Larry Boucher, Assistant Commissioner

DATE: 5/8/2007

School	Kentucky Country Day	Reviewed by	Jenny McCarty
--------	----------------------	-------------	---------------

The following is a status report regarding the required 2006 - 2007 Title IX Annual Report submission of forms due into the KHSAA office by April 15, 2007. Appropriate KHSAA Audit Team personnel have reviewed these forms and the following is a summary of this review.


I. Checklist of Forms properly submitted in a satisfactory manner:

<input checked="" type="checkbox"/>	GE 19 (Annual Verification)	<input checked="" type="checkbox"/>	T-35 (Budget Expenses)
<input checked="" type="checkbox"/>	T-1 (Summary Program Chart 1)	<input checked="" type="checkbox"/>	T-36 (Budget Expenses)
<input checked="" type="checkbox"/>	T-2 (Summary Program Chart 2)	<input checked="" type="checkbox"/>	T-41 (Checklist -- Overall Interscholastic Program)
<input checked="" type="checkbox"/>	T-3 (Summary Program Chart 3)	<input checked="" type="checkbox"/>	T-60 (Corrective Action Plan)
<input checked="" type="checkbox"/>	T-4 (Summary Program Chart 4)		T-63 (Interscholastic Survey Results)

II. Status

A.	<input checked="" type="checkbox"/>	2006- 2007 Forms are satisfactory and no further information or action is necessary at this time.
B.		Errors have been noted with respect to the following forms:
C.		The following forms were omitted and must be submitted by school representatives:
D.	<input checked="" type="checkbox"/>	Other Recommendation and Comments: The Gender Equity Committee should consist of parents, student athletes, coaches, and other school personnel.

# **2006-2007 TITLE IX REPORT**



Prepared by: Dr. J. Tim Green  
Director of Athletics  
Kentucky country Day School  
March 23, 2007



**KENTUCKY HIGH SCHOOL ATHLETIC ASSOCIATION**  
**2006-2007 ANNUAL VERIFICATION OF TITLE IX PROCEDURES**  
(To be submitted by April 15, 2007 along with other required forms)

KHSAA Form GE19  
Rev.10/06

The Kentucky Country Day High School, Louisville,  
Kentucky

(Name of High School)

(City)

certifies to the Kentucky High School Athletic Association that the following is an accurate and true representation of the facts surrounding compliance with 20 U.S.C. Sections 1681-1688, et. Seq. (also known as Title IX)

I certify the following provisions in accordance with records at the school contained in the permanent Title IX file, at least one copy of which must be maintained in the Principal's office, and to the best of my knowledge have completed the following tasks (All boxes must be checked).

☒ Established a gender equity committee at the high school. (list committee personnel and provide attachment if necessary)

Name	Address	Phone	Title (Supt., Principal, Student, Parent, Coach, Etc.)
------	---------	-------	-----------------------------------------------------------

Tim Green	Louisville, KY	502-423-0440	Director of Athletics
Kaye Dwyer	Louisville, KY	502-423-0440	Administrative Assistant
Marche Harris	Louisville, KY	502-423-0440	Admissions
Jerry Leowen	Louisville, KY	502-423-0440	Principal - Coach
Cassie Prugar	Louisville, KY	student - withheld	Student
Marc Speed	Louisville, KY	student - withheld	Student

☒ Scheduled a minimum of three meetings during the 2006-2007 school year on the following dates:

December 14, 2006  
March 12, 2007  
May 17, 2007

☒ Designated the following person(s) as the Title IX coordinator for the school:

Dr. J. Tim Green	Director of Athletics	Louisville, KY	502-423-0440
Name	Title	Address	Phone

☒ Designated the following person(s) as the Title IX coordinator for the district:

Independent School - Not Applicable

Name	Title	Address	Phone
------	-------	---------	-------

☒ School personnel are continuing to make periodic reviews of the boys' and girls' athletics program reflected in the Corrective Action Plan.

☒ In addition to the above information, the above referenced school maintains a complete permanent file relative to Title IX records including copies of the self-assessment audit, all corrective action plans, and other related materials.

Beth J. Fore  
Principal's Signature

3-22  
Date

2007

Billy E. Ginn  
Superintendent Signature

\_\_\_\_\_  
School Board Chairpersons' Signature

(Send original copy to KHSAA - Maintain duplicate in Title IX school folder)

**2006-2007**  
**ACCOMMODATION OF INTERESTS AND ABILITIES**  
**SUMMARY PROGRAM CHART 1**

KHSAA  
Form T1  
Rev.10/06

**Participation Opportunities Test One**

		(Column 1)	(Column 2)	(Column 3)	(Column 4)
	Program	Enrollment	Percentage of Total Enrollment	Number of Interscholastic Participants (double and triple count)	Percentage of Total Participation
Row 1	GIRLS	123	47%	240	49%
Row 2	BOYS	138	53%	248	51%
Row 3	Totals	261	100%	488	100%

**Instructions:**

\*Number of 8<sup>th</sup> grade students & below used in Column 3 and Column 4 calculations if applicable: 28

- 1) Determine the total number of girls enrolled, (place in Row 1, Column 1).  
Determine the total number of boys enrolled, (place in Row 2, Column 1).
- 2) Add the total number of girls and boys enrolled to determine total enrollment, (place in Row 3, Column 1).
- 3) Calculate the percentage of total enrollment that is female. (Divide Row 1, Column 1 by Row 3, Column 1 and place in Row 1, Column 2.) Calculate the percentage of total enrollment that is male. (Divide Row 2, Column 1 by Row 3, Column 1 and place in Row 2, Column 2.) Note: Row 1, Column 2 plus Row 2, Column 2 should total 100%.
- 4) Ask the head coaches to review the most updated eligibility or squad lists for their teams. Ask coaches to confirm the names of those individuals who are on the team as of the first date of regular season competition, and cross out the names of those who were cut from the team or quit the team prior to the first regular season competitive event. Determine the total number of interscholastic athletics participants that are girls, (and place in Row 1, Column 3). In order to determine the total number of athletics participants, an individual should be counted each time he or she participates on a team. For example, if Jane Doe competes on the varsity volleyball team, the junior varsity volleyball team, the junior varsity basketball team, and the varsity softball team, she should be counted as four participants (do not include club or intramural sports participants, cheerleaders, dance teams, or pom squads). Calculate the same way for boys and girls. \* In addition, should 8<sup>th</sup> grade students and below play on a Freshman, Junior Varsity, or Varsity team, they should also be counted for each team and sport on which they participate. If applicable, please asterisk the above notation as to how many 8<sup>th</sup> grade students & below are included in the totals.

Using the same procedure, determine the total number of interscholastic athletic participants that are boys, (and place in Row 2, Column 3). Add Row 1, Column 3 plus Row 2, Column 3 to get total participants and place in Row 3, Column 3.

- 5) Calculate the percentage of female participation. (Row 1, Column 3 divided by Row 3, Column 3 and place in Row 1, Column 4.)  
Calculate the percentage of male participation. (Row 2, Column 3 divided by Row 3, Column 3 and place in Row 2, Column 4.) Note: Row 1, Column 4 plus Row 2, Column 4 should total 100%.

Note: While being within three percent is not a formal compliance standard; if the percent listed in Row 1, Column 4 is within 3% of Row 1, Column 2, then it provides a good target within which compliance is likely.

Principal's Signature: Scott J. Love Date: 3-22-2007

*Corrected for*

**2006-2007**  
**ACCOMMODATION OF INTERESTS AND ABILITIES**  
**SUMMARY PROGRAM CHART 2**

KHSAA  
Form T2  
Rev. 10/06

**Participation Opportunities Test Two**

		Column 1	Column 2	Column 3	Column 4	Column 5
Program		Number of Teams Currently Offered	Number of Participants	Number of Teams Added Since the beginning of the 2001-2002 School Year	Number of Participants Added Since the beginning of the 2001-2002 School Year	Percent of Total Participation By Sex Added Since the beginning of the 2001-2002 School Year
<b>GIRLS</b>	Row 1	varsity:	11	144	2	51
	Row 2	j.v.:	6	76	1	23
	Row 3	frosh:	1	20	0	0
	Row 4	total:	18	240	3	74
<b>BOYS</b>	Row 5	varsity:	11	188	1	30
	Row 6	j.v.:	4	60	1	22
	Row 7	frosh:	0	0	0	0
	Row 8	total:	15	248	2	52

- 1) For Column 1, list the number of interscholastic teams offered for girls and boys at each competitive level (varsity, junior varsity, and freshman). For girls, total each of the entries in Rows 1, 2, and 3 into Row 4. For boys, total Rows 5, 6, and 7 into Row 8.
- 2) For Column 2, list the number of participants at each level. For girls, total each of the entries in Rows 1, 2, and 3 into Row 4. For boys, total Rows 5, 6, and 7 into Row 8. **Note:** The totals in Row 4 for girls and in Row 8 for boys must be the same as the totals in Form T-1, Column 3, Rows 1 and 2 respectively.
- 3) For Column 3, list the number of interscholastic teams that have been added in the last five years at each competitive level. Count each team added during the 5 year period only one time. e.g. Girl's junior varsity soccer was added 3 years ago, count the team only once, not 3 times. For girls, total the entries in Rows 1, 2, and 3 into Row 4. For boys, total Rows 5, 6, and 7 into Row 8.
- 4) For Column 4, list the number of participants that are currently on each level of the teams that were added in the last five years. If a team was added previously but no longer exists, there are no current participants to be added for that team. For girls, total the entries in Rows 1, 2, and 3 into Row 4. For boys, total Rows 5, 6, and 7 into Row 8.
- 5) For Column 5, calculate the percentage of participants that have been added in the last five years. For girls, take the number in Column 4, Row 4 and divide by the number in Column 2, Row 4. For boys, take the number in Column 4, Row 8 and divide it by the number in Column 2, Row 8.

Note: If the percentage of current participants added in the last five years is 25% or greater, compliance with test two may be possible. If less than 25%, then compliance with test three should be analyzed. **CAUTION:** 25% is not a formal compliance standard.

Principal's Signature: \_\_\_\_\_ Date: \_\_\_\_\_

**2006-2007**  
**ACCOMMODATION OF INTERESTS AND ABILITIES**  
**SUMMARY PROGRAM CHART 2**

KHSAA  
Form T2  
Rev. 10/06

**Participation Opportunities Test Two**

			Column 1	Column 2	Column 3	Column 4	Column 5
Program			Number of Teams Currently Offered	Number of Participants	Number of Teams Added Since the beginning of the 2001-2002 School Year	Number of Participants Added Since the beginning of the 2001-2002 School Year	Percent of Total Participation By Sex Added Since the beginning of the 2001-2002 School Year
<b>GIRLS</b>	Row 1	varsity:	11	144	2	97	
	Row 2	j.v.:	6	76	1	34	
	Row 3	frosh:	1	20	0	0	
	Row 4	total:	18	240	3	131	47%
<b>BOYS</b>	Row 5	varsity:	11	188	1	127 30	
	Row 6	j.v.:	4	60	1	22	
	Row 7	frosh:	0	0	0	0	
	Row 8	total:	15	248	2	149	53%

- 1) For Column 1, list the number of interscholastic teams offered for girls and boys at each competitive level (varsity, junior varsity, and freshman). For girls, total each of the entries in Rows 1, 2, and 3 into Row 4. For boys, total Rows 5, 6, and 7 into Row 8.
- 2) For Column 2, list the number of participants at each level. For girls, total each of the entries in Rows 1, 2, and 3 into Row 4. For boys, total Rows 5, 6, and 7 into Row 8. **Note:** The totals in Row 4 for girls and in Row 8 for boys must be the same as the totals in Form T-1, Column 3, Rows 1 and 2 respectively.
- 3) For Column 3, list the number of interscholastic teams that have been added in the last five years at each competitive level. Count each team added during the 5 year period only one time. e.g. Girl's junior varsity soccer was added 3 years ago, count the team only once, not 3 times. For girls, total the entries in Rows 1, 2, and 3 into Row 4. For boys, total Rows 5, 6, and 7 into Row 8.
- 4) For Column 4, list the number of participants that are currently on each level of the teams that were added in the last five years. If a team was added previously but no longer exists, there are no current participants to be added for that team. For girls, total the entries in Rows 1, 2, and 3 into Row 4. For boys, total Rows 5, 6, and 7 into Row 8.
- 5) For Column 5, calculate the percentage of participants that have been added in the last five years. For girls, take the number in Column 4, Row 4 and divide by the number in Column 2, Row 4. For boys, take the number in Column 4, Row 8 and divide it by the number in Column 2, Row 8.

**Note:** If the percentage of current participants added in the last five years is 25% or greater, compliance with test two may be possible. If less than 25%, then compliance with test three should be analyzed. **CAUTION:** 25% is not a formal compliance standard.

Principal's Signature: *Ray J. Fore* Date: 3-22-07

**2006-2007**  
**ACCOMMODATION OF INTERESTS AND ABILITIES**  
**SUMMARY PROGRAM CHART 3**

KHSAA  
Form T3  
Rev10/06

**Participation Opportunities Test Three**

FOR ANY QUESTION ANSWERED "YES" IDENTIFY THE RESPECTIVE SPORT(S).

	GIRLS (Yes / No)		BOYS (Yes / No)
1. For a sport <u>not</u> currently offered, is there sufficient interest, based on your most recent Student Interest Survey, to form a viable interscholastic team based on student responses from the interscholastic survey? If yes, what sport?	No		No
2. For a sport currently offered at the varsity level only, is there sufficient interest, based on your most recent Student Interest Survey, to form a viable team for a junior varsity or freshman team that is not currently offered?	No		No
3. For a sport <u>not</u> currently offered in your interscholastic athletics program, is there sufficient interest to form a viable interscholastic team based on participation on an intramural team or community recreation teams?	No		No
4. For a sport currently offered at the junior varsity or freshman level is there sufficient interest, based on your most recent Student Interest Survey, to form a varsity team not currently offered?	No		No
5. If you answered YES to question (1), (2), (3), or (4), are there enough high schools in your geographic area offering the sport (at the appropriate level) to allow for the development of a reasonable schedule of competition?	No		No

Principal's Signature: Patty D. Fore

Date: 3-22-2007



**2006-2007**  
**ACCOMODATION OF INTERESTS AND ABILITIES**  
**SUMMARY PROGRAM CHART 4**

**Levels of Competition Test One**

		Column 1	Column 2	Column 3
Girls	Team Levels	Number of Teams Currently Offered	Number of Participants	Percentage of Participants at Each Level
Row 1	varsity:	11	144	60%
Row 2	j.v.:	6	76	32%
Row 3	frosh:	1	20	8%
Row 4	total:		240	100%
Boys				
Row 5	varsity:	11	188	76%
Row 6	j.v.:	4	60	24%
Row 7	frosh:	0	0	0%
Row 8	total:		248	100%

- 1) Column 1, list the number of interscholastic teams offered for girls and boys at each competitive level; varsity, junior varsity, and freshman. (Refer to Form T-2, Accommodation of Interests and Abilities, Summary Program Chart 2, Column 1.)
- 2) For Column 2, list the number of participants at each level. For girls, total the entries in Rows 1, 2, and 3 into Row 4. For boys, total the entries in Rows 5, 6, and 7 into Row 8. (Refer to Form T-2, Accommodation of Interests and Abilities, Summary Program Chart 2, Column 2.)
- 3) For Column 3, calculate the percentage of female and male participants at each level.  
For girls' varsity, junior varsity, and frosh, respectively:
  - Divide Column 2, Row 1 by Column 2, Row 4, and place the percentage in Column 3, Row 1.
  - Divide Column 2, Row 2 by Column 2, Row 4, and place the percentage in Column 3, Row 2.
  - Divide Column 2, Row 3 by Column 2, Row 4, and place the percentage in Column 3, Row 3.
  -
 For boys' varsity, junior varsity, and frosh, respectively:
  - Divide Column 2, Row 5 by Column 2, Row 8, and place the percentage in Column 3, Row 5.
  - Divide Column 2, Row 6 by Column 2, Row 8, and place the percentage in Column 3, Row 6.
  - Divide Column 2, Row 7 by Column 2, Row 8, and place the percentage in Column 3, Row 7.

Principal's Signature: *Steve J. Fox* Date: 3-22-2007

2006-2007

**ACTUAL EXPENDITURES - PROGRAM COMPARISON CHART 1**  
**TO INCLUDE BOOSTER CLUB FUNDING**

	equipment and supplies		travel		awards		coaches' salaries (to include supplemental and extended employment; <i>dollar amount required</i> )		facilities improvements		publications (if sport-specific)	
	Expenditures		Expenditures		Expenditures		Expenditures		Expenditures		Expenditures	
	School	Booster	School	Booster	School	Booster	School	# of Coaches	School	Booster	School	Booster
G basketball	5930.98		2126.00		142.00		9714.00	3		4148.55		
B basketball	5987.99		2626.0		142.00		7355.00	2		3428.57		
G softball	6331.55		0.00		112.00		4360.00	3		0.00		
B baseball	7430.39		2384.74		112.00		6640.00	4		6402.00		
G cross country	605.00		160.00		65.00		1256.00	1		0		
B cross country	605.00		160.00		65.00		1256.00	1		0		
G golf	468.25	572.25	384.34		32.00		1347.00	1		0		
B golf	990.91		384.35		65.00		1895.00	1		0		
G soccer	2145.32		1292.50		58.00	500.00	3008.50	1		2500.00		
B soccer	2145.32		1292.50		58.00	500.00	3008.50	1		0		
G swimming	855.76	614.50	782.77		47.00		1792.00	1		0		
B swimming	855.76	614.50	782.77		47.00		1792.50	1		0		

1. Total expenditures on T-35 and T-36 on the 2006-2007 year report due by April 15, 2007, should reflect the total monies spent (rounded off to nearest hundred) for the entire school year of 2005-2006 ending June 30, 2006.

2. Booster Club Funding/Contributions must be included in the above expenditures total. (Note: It is illegal for coaches to be paid by Booster Clubs Reference KHSAA Bylaw 27)

Principal's Signature: [Signature]

Date: 3-22-2007

**2006-2007**  
**ACTUAL EXPENDITURES - PROGRAM COMPARISON CHART 2**  
**TO INCLUDE BOOSTER CLUB FUNDING**


	equipment and supplies		travel		awards		coaches' salaries (to include supplemental and extended employment; dollar amount required)			facilities improvements		publications (if sport-specific)	
	Expenditures		Expenditures		Expenditures		Expenditures		# of Coaches	Expenditures		Expenditures	
	School	Booster	School	Booster	School	Booster	School	Booster		School	Booster	School	Booster
G track	2110.95		796.25		115.00		3638.00	2					
B track	2110.95		796.25		115.00		4359.00	2					
G tennis	1485.37	817.20	1120.00		79.00		2280.50	1					
B tennis	805.64		802.00		79.00		2102.50	1					
G volleyball	4124.55	2102.50	931.00		115.00		4618.00	3		3850.57			
B wrestling	1141.13		795.00		79.00		3254.00	2		1714.29			
Field Hockey	10207.94		640.00		190.00		15532.00	7		2500.00			
B football	18709.73		2675.00		124.00	1500.00	8989.00	4		1448.40			
G Lacrosse	1889.51		0.00		65.00		4221.00	3					
B Lacrosse	1407.54		0.00		65.00		3206.00	2					

1. Total expenditures on T-35 and T-36 on the 2006-2007 year report due by April 15, 2007, should reflect the total monies spent (rounded off to nearest hundred) for the entire school year of 2005-2006 ending June 30, 2006.

2. Booster Club Funding/Contributions must be included in the above expenditures totals.

Indicate percentage of total expenditures for each gender: (If disparities are obvious, list on your Corrective Action Plan (T-60) what action you will take to correct the problem).

Gender	Expenditures	Percentage
Boys	\$113,766.33	49.5%
Girls	\$116,229.02	50.5%
<b>Total:</b>	<b>\$229,995.35</b>	<b>100%</b>

Principal's Signature: 

Date: 3-22-2007

**KCD Athletic Department  
KHSAA Form T35 ad T36 Addendum**

The following items/improvements were provided by the booster club to the athletic program:

Speed/Strength Coach Supplement for al athletes (not gender specific) - \$6,250.00

Championship Banners for Gymnasium (not gender specific) - \$8,310.00

\* - Baseball Fencing was to repair damaged/dangerous fencing. This repair was not an addition/improvement to the program, but rather to ensure that the existing facility met safety guidelines and regulations.

SCHOOL NAME

2006-2007

TITLE IX

**CORRECTIVE ACTION PLAN**

Kentucky County Day

KHSAA  
Form 160  
Rev. 10/06

**DIRECTIONS:**

1. For Column 1, indicate the intended area (Opportunities or Benefits) which needs corrective action in order to achieve gender equity. For Column 2, write the suggested change or activities that will correct the area in need of alteration. For Column 3, include the estimated completion date for the changes or activities.
2. It is possible to attain compliance with Title IX and no longer need "corrective" action. However, the KHSAA strongly encourages compliant schools to identify items for improvement (Column 1), activities to accomplish the improvement (Column 2) and a timetable for completion (Column 3) that will strengthen the athletic program.
3. You may copy this form as needed. Please attach corrective action plans along with audit forms and submit by April 15, 2007.

COLUMN 1	COLUMN 2	COLUMN 3
ITEM FOR CORRECTION/ IMPROVEMENT	SUGGESTED CHANGE/ ACTIVITIES	TIME TABLE FOR CORRECTIVE ACTION/ COMPLETION
Increase appeal of training facility for females	Add training equipment to weight room designed specifically for the needs of females.	Fall 2007 - Items to be purchased by school and booster club
Increase support for new girls soccer program	Purchase needed equipment and new uniforms for second year program. Examine the need for additional coach based on participation.	Summer 2007 - Equipment and uniforms purchased by the school as requested by head coach/AD
Increase attendance at girls athletic events	Increase pre-game promotion for girls contests (announcements in school and in print), use booster club and spirit club to promote girls contests.	Throughout 2007-2008 school year

Principal's Signature: [Signature]

Date: 3-22-2007