



Kentucky High School Athletic Association

2280 Executive Drive ° Lexington, KY 40505 ° www.khsaa.org ° (859)299-5472 (859)293-5999 (fax)

MEMORANDUM

To: Superintendent, Principal, and Athletic Director
Lloyd Memorial High School

From: Brigid L. DeVries, Commissioner
Larry Boucher, Assistant Commissioner


Date: May 7, 2007

Subject: 2006-2007 Title IX Annual Report Forms Submission

Enclosed please find a copy of Form T-65, the 2006-2007 KHSAA Title IX Annual Report Submission Status Report. In addition, you may find an attachment with corrected copies of the forms submitted by your school personnel. Please review this information so the forms can be completed accurately in the future.

Also, KHSAA Audit Team Members may have requested resubmission of some of the 2006-2007 Annual Report Forms or need additional information on your athletic programs. Please submit this information by the date requested if this is applicable. Copies and all KHSAA Title IX documents must be kept current and included in your permanent Title IX File at the school. All documents are subject to Open Records Requests.

Should you need any further information, please do not hesitate to call anytime.



**KHSAA TITLE IX
ANNUAL REPORT SUBMISSION
STATUS REPORT
2006-2007**

KHSAA
Form T65 Revised 8/05

TO: KHSAA Member School Superintendents, Principals, and Athletic Directors

FROM: Brigid L. DeVries, Commissioner
Larry Boucher, Assistant Commissioner

DATE: 5/4/2007

| | | | |
|--------|----------------------------|-------------|----------------|
| School | Lloyd Memorial High School | Reviewed by | Gary W. Lawson |
|--------|----------------------------|-------------|----------------|

The following is a status report regarding the required 2006 - 2007 Title IX Annual Report submission of forms due into the KHSAA office by April 15, 2007. Appropriate KHSAA Audit Team personnel have reviewed these forms and the following is a summary of this review.

I. Checklist of Forms properly submitted in a satisfactory manner:

| | | | |
|-------------------------------------|-------------------------------|-------------------------------------|---|
| <input checked="" type="checkbox"/> | GE 19 (Annual Verification) | <input checked="" type="checkbox"/> | T-35 (Budget Expenses) |
| <input checked="" type="checkbox"/> | T-1 (Summary Program Chart 1) | <input checked="" type="checkbox"/> | T-36 (Budget Expenses) |
| <input checked="" type="checkbox"/> | T-2 (Summary Program Chart 2) | <input checked="" type="checkbox"/> | T-41 (Checklist -- Overall Interscholastic Program) |
| <input checked="" type="checkbox"/> | T-3 (Summary Program Chart 3) | <input checked="" type="checkbox"/> | T-60 (Corrective Action Plan) |
| <input checked="" type="checkbox"/> | T-4 (Summary Program Chart 4) | | T-63 (Interscholastic Survey Results) |

II. Status

| | | |
|----|-------------------------------------|---|
| A. | <input checked="" type="checkbox"/> | 2006- 2007 Forms are satisfactory and no further information or action is necessary at this time. |
| B. | | Errors have been noted with respect to the following forms: |
| C. | | The following forms were omitted and must be submitted by school representatives: |
| D. | <input checked="" type="checkbox"/> | Other Recommendation and Comments: All calculations appear correct and report is in good order. According to data submitted, the school is currently meeting the standard established in Test #2 for provision of athletic opportunities. In the area of athletic benefits, spending appears to be within acceptable parameters. Corrective Action Plan appears to address the needs designated by the most recent school visit. |



**KENTUCKY HIGH SCHOOL ATHLETIC ASSOCIATION
2006-2007 ANNUAL VERIFICATION OF TITLE IX PROCEDURES**

*KHSAA Form GE19
Rev. 10/06*

(To be submitted by April 15, 2007 along with other required forms)

The Lloyd Memorial High School, Erlanger, Kentucky
(Name of High School) (City)

certifies to the Kentucky High School Athletic Association that the following is an accurate and true representation of the facts surrounding compliance with 20 U.S.C. Sections 1681-1688, et. Seq. (also known as Title IX)

I certify the following provisions in accordance with records at the school contained in the permanent Title IX file, at least one copy of which must be maintained in the Principal's office, and to the best of my knowledge have completed the following tasks (All boxes must be checked).

Established a gender equity committee at the high school. (list committee personnel and provide attachment if necessary)

| Name | Address | Phone | Title |
|------|---------|-------|--|
| | | | (Supt., Principal, Student, Parent, Coach, Etc.) |

Gender Equity Committee membership attached.

Scheduled a minimum of three meetings during the 2006-2007 school year on the following dates:

Minutes of meeting attached.

Attached dates

Designated the following person(s) as the Title IX coordinator for the school:

Chad D. Molley Assistant Principal/A.D. 450 Bartlett Ave. Erlanger, KY 41018 (859) 727-5908

| Name | Title | Address | Phone |
|------|-------|---------|-------|
|------|-------|---------|-------|

Designated the following person(s) as the Title IX coordinator for the district:

Chad D. Molley Assistant Principal/A.D. 450 Bartlett Ave. Erlanger, KY 41018 (859) 727-5908

| Name | Title | Address | Phone |
|------|-------|---------|-------|
|------|-------|---------|-------|

School personnel are continuing to make periodic reviews of the boys' and girls' athletics program reflected in the Corrective Action Plan.

In addition to the above information, the above referenced school maintains a complete permanent file relative to Title IX records including copies of the self-assessment audit, all corrective action plans, and other related materials.

Principal's Signature

4/31 20 07
Date

Superintendent Signature

School Board Chairpersons' Signature

(Send original copy to KHSAA - Maintain duplicate in Title IX school folder)

**Gender Equity Committee Personnel
And Title IX Coordinators**

Chad D. Molley – District/School Title IX Coordinator
Assistant Principal/Athletic Director - Lloyd Memorial High School
450 Bartlett Avenue
Erlanger KY 41018
859 727-5908

Marty Lenhof - Head Softball Coach
Lloyd Memorial High School
450 Bartlett Avenue
Erlanger, KY 41018
859 727-1555

Officer Mark Jolly – Parent
Erlanger Police Department
505 Commonwealth Avenue
Erlanger, KY 41018
859 727-2424

Darrell Cammack - Head Volleyball
Coach
Lloyd Memorial High School
450 Bartlett Avenue
Erlanger, KY 41018
859 727-1555

Kaitlin Smith – 11th Grade Student
Lloyd Memorial High School
450 Bartlett Avenue
Erlanger, KY 41018
859 727-1555

Ryan Wilson - Freshman Boy's
Basketball Coach
Lloyd Memorial High School
450 Bartlett Avenue
Erlanger, KY 41018
859 727-1555

Andy Bard – 11th Grade Student
Lloyd Memorial High School
450 Bartlett Avenue
Erlanger, KY 41018
859 727-1555

Title IX Meeting - #1 2006-2007
February 23, 2007

In attendance:

Gary Lawson – KHSAA
Fran Edwards – KHSAA
Chad Molley – Athletic Director
Ryan Wilson – Boy's Basketball Coach
Mark Jolly – Parent
Marty Lenhof – Softball Coach
Darrell Cammack – Volleyball Coach
Andy Bard – Male Student
Kaitlin Smith – Female Student

Gender Equity Issues

Mr. Lawson discussed the reasons for the audit and what the KHSAA looks for during the audit. He went on to discuss the opportunities and benefits portion of the audit and yearly Title IX paperwork. The three tests from the 2005-2006 submitted report were discussed with the group in detail. Mr. Lawson advised us that we would still need to conduct two more Gender Equity Committee Meetings by the end of the year to meet the requirements. He also mentioned that minutes need to be kept for all GEC meeting in the Title IX binder. It was also mentioned that we need to explore an interest in girl's golf in order to pass test three for the 2006-2007 year.

Dr. Edwards discussed the benefits portion of the audit and went through each item looked at.

- Need a uniform review plan
- Finances are good, but we may need to devote more money per athlete to equipment
- Schedules are in good shape – we meet the 40% rule for home girl's basketball games
- Need to have a policy that sets meal/travel/lodging criteria and limits
- Need to continue to be able to justify paying four baseball coaches and only two softball coaches
- The only concern with facilities was the weight room – it does not have enough female friendly equipment
- Publicity is equitable and the proper policies are in place
- It was suggested that we monitor team fund-raising to ensure equity among the teams

We next discussed the purpose and scope of the Public Comment Session scheduled for 4pm. It was noted by Mr. Lawson that no specifics of today's audit would be discussed in that session.

We were also advised that the school would get the results of the audit back in the near future.

We discussed having another GEC meeting in March before the Title IX paperwork is due to the KHSAA.

The next meeting will be held:

Monday, March 19, 2007 3PM in the LMHS Library

The final meeting will be held:

Monday, May 14, 2007 3PM in the LMHS Library

**Please submit items for discussion to the Athletic Director via e-mail
(Chad.Molley@erlanger.kyschools.us)**

Title IX Meeting - #2 2006-2007
March 23, 2007
Meeting via email

In attendance:

Chad Molley – Athletic Director
Ryan Wilson – Boy's Basketball Coach
Mark Jolly – Parent
Marty Lenhof – Softball Coach
Darrell Cammack – Volleyball Coach
Andy Bard – Male Student
Kaitlin Smith – Female Student

Gender Equity Issues

Uniform Review Policy

We have been asked to create a Uniform Review Policy for our Athletic Department. I have attached my draft of this policy for your review and comment. I will make any necessary changes based on the feedback I get from you and submit a final copy for your approval by the next scheduled meeting.

Girl's Golf Team

I will be holding a meeting sometime after spring break for any female interested in participating in Girl's Golf. This will be the first step in evaluating our interest level in the sport and determining whether we need to start the program. I will have the results of the meeting for you at the next meeting and we can determine our next step at that point.

Weight Room

I have informed Mr. Sander about the need for a more inclusive environment and equipment for the weight room as discussed at our Title IX Audit last month. As soon as the new computers are all installed in our building we will be moving the weight room to the old shop room. This should address the environment issue adequately. I will continue to work with Mr. Sander on the equipment issue.

The final meeting will be held:

Monday, May 14, 2007 3PM in the LMHS Library

**Please submit items for discussion to the Athletic Director via e-mail
(Chad.Molley@erlanger.kyschools.us)**

2006-2007
ACCOMMODATION OF INTERESTS AND ABILITIES
SUMMARY PROGRAM CHART 1

KHSAA
 Form T1
 Rev. 10/06

Participation Opportunities Test One

| | | (Column 1) | (Column 2) | (Column 3) | (Column 4) |
|-------|---------|------------|--------------------------------|--|-----------------------------------|
| | Program | Enrollment | Percentage of Total Enrollment | Number of Interscholastic Participants (double and triple count) | Percentage of Total Participation |
| Row 1 | GIRLS | 301 | 51% | 179 | 46% |
| Row 2 | BOYS | 295 | 49% | 206 | 54% |
| Row 3 | Totals | 596 | 100% | 385 | 100% |

Instructions:

*Number of 8th grade students & below used in Column 3 and Column 4 calculations if applicable: 59

- 1) Determine the total number of girls enrolled, (place in Row 1, Column 1). Determine the total number of boys enrolled, (place in Row 2, Column 1).
- 2) Add the total number of girls and boys enrolled to determine total enrollment, (place in Row 3, Column 1).
- 3) Calculate the percentage of total enrollment that is female. (Divide Row 1, Column 1 by Row 3, Column 1 and place in Row 1, Column 2.) Calculate the percentage of total enrollment that is male. (Divide Row 2, Column 1 by Row 3, Column 1 and place in Row 2, Column 2.) Note: Row 1, Column 2 plus Row 2, Column 2 should total 100%.
- 4) Ask the head coaches to review the most updated eligibility or squad lists for their teams. Ask coaches to confirm the names of those individuals who are on the team as of the first **date of regular season competition**, and cross out the names of those who were cut from the team or quit the team prior to the first regular season competitive event. Determine the total number of interscholastic athletics participants that are girls, (and place in Row 1, Column 3). In order to determine the total number of athletics participants, an individual should be counted each time he or she participates on a team. For example, if Jane Doe competes on the varsity volleyball team, the junior varsity volleyball team, the junior varsity basketball team, and the varsity softball team, she should be counted as four participants (**do not include club or intramural sports participants, cheerleaders, dance teams, or pom squads**). Calculate the same way for boys and girls. * In addition, should 8th grade students and below play on a Freshman, Junior Varsity, or Varsity team, they should also be counted for each team and sport on which they participate. If applicable, please asterisk the above notation as to how many 8th grade students & below are included in the totals.

Using the same procedure, determine the total number of interscholastic athletic participants that are boys, (and place in Row 2, Column 3). Add Row 1, Column 3 plus Row 2, Column 3 to get total participants and place in Row 3, Column 3.

- 5) Calculate the percentage of female participation. (Row 1, Column 3 divided by Row 3, Column 3 and place in Row 1, Column 4.) Calculate the percentage of male participation. (Row 2, Column 3 divided by Row 3, Column 3 and place in Row 2, Column 4.) Note: Row 1, Column 4 plus Row 2, Column 4 should total 100%.

Note: While being within three percent is not a formal compliance standard; if the percent listed in Row 1, Column 4 is within 3% of Row 1, Column 2, then it provides a good target within which compliance is likely.

Principal's Signature:  Date: 4/13/07


**ACCOMMODATION OF INTERESTS AND ABILITIES
SUMMARY PROGRAM CHART 2**

Participation Opportunities Test Two

| | | Column 1 | Column 2 | Column 3 | Column 4 | Column 5 |
|--------------|-------|-----------------------------------|------------------------|--|---|--|
| Program | | Number of Teams Currently Offered | Number of Participants | Number of Teams Added Since the beginning of the 2002-2003 School Year | Number of Participants Added Since the beginning of the 2002-2003 School Year | Percent of Total Participation By Sex Added Since the beginning of the 2002-2003 School Year |
| GIRLS | Row 1 | varsity: | 8 | 117 | 2 | 49 |
| | Row 2 | j.v.: | 7 | 59 | 0 | 0 |
| | Row 3 | frosh: | 2 | 3 | 1 | 0 |
| | Row 4 | total: | 17 | 179 | 3 | 49 |
| BOYS | Row 5 | varsity: | 8 | 97 | 1 | 19 |
| | Row 6 | j.v.: | 6 | 67 | 0 | 0 |
| | Row 7 | frosh: | 2 | 42 | 0 | 0 |
| | Row 8 | total: | 16 | 206 | 1 | 19 |

- 1) For Column 1, list the number of interscholastic teams offered for girls and boys at each competitive level (varsity, junior varsity, and freshman). For girls, total each of the entries in Rows 1, 2, and 3 into Row 4. For boys, total Rows 5, 6, and 7 into Row 8.
- 2) For Column 2, list the number of participants at each level. For girls, total each of the entries in Rows 1, 2, and 3 into Row 4. For boys, total Rows 5, 6, and 7 into Row 8. **Note:** The totals in Row 4 for girls and in Row 8 for boys must be the same as the totals in Form T-1, Column 3, Rows 1 and 2 respectively.
- 3) For Column 3, list the number of interscholastic teams that have been added in the last five years at each competitive level. Count each team added during the 5 year period only one time. e.g. Girl's junior varsity soccer was added 3 years ago, count the team only once, not 3 times. For girls, total the entries in Rows 1, 2, and 3 into Row 4. For boys, total Rows 5, 6, and 7 into Row 8.
- 4) For Column 4, list the number of participants that are currently on each level of the teams that were added in the last five years. If a team was added previously but no longer exists, there are no current participants to be added for that team. For girls, total the entries in Rows 1, 2, and 3 into Row 4. For boys, total Rows 5, 6, and 7 into Row 8.
- 5) For Column 5, calculate the percentage of participants that have been added in the last five years. For girls, take the number in Column 4, Row 4 and divide by the number in Column 2, Row 4. For boys, take the number in Column 4, Row 8 and divide it by the number in Column 2, Row 8.

Note: If the percentage of current participants added in the last five years is 25% or greater, compliance with Test Two may be possible. If less than 25%, then compliance with Test Three should be analyzed. **CAUTION:** 25% is not a formal compliance standard.

Principal's Signature:  Date: 4/13/07

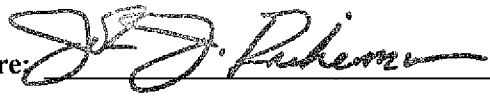
2006-2007
ACCOMMODATION OF INTERESTS AND ABILITIES
SUMMARY PROGRAM CHART 3

KHSAA
 Form T3
 Rev:10/05

Participation Opportunities Test Three

FOR ANY QUESTION ANSWERED "YES" IDENTIFY THE RESPECTIVE SPORT(S).

| | GIRLS (Yes / No) | | BOYS (Yes / No) |
|---|---------------------|--|--------------------|
| 1. For a sport <u>not</u> currently offered, is there sufficient interest, based on your most recent Student Interest Survey, to form a viable interscholastic team based on student responses from the interscholastic survey? If yes, what sport? | Yes, Golf | | No |
| 2. For a sport currently offered at the varsity level only, is there sufficient interest, based on your most recent Student Interest Survey, to form a viable team for a junior varsity or freshman team that is not currently offered? | No | | No |
| 3. For a sport <u>not</u> currently offered in your interscholastic athletics program, is there sufficient interest to form a viable interscholastic team based on participation on an intramural team or community recreation teams? | No | | No |
| 4. For a sport currently offered at the junior varsity or freshman level is there sufficient interest, based on your most recent Student Interest Survey, to form a varsity team not currently offered? | No | | No |
| 5. If you answered YES to question (1), (2), (3), or (4), are there enough high schools in your geographic area offering the sport (at the appropriate level) to allow for the development of a reasonable schedule of competition? | Yes | | N/A |

Principal's Signature:  Date: 4/13/07

2006-2007
ACCOMODATION OF INTERESTS AND ABILITIES
SUMMARY PROGRAM CHART 4

Levels of Competition Test One

| | | Column 1 | Column 2 | Column 3 |
|--------------|--------------------|--|-------------------------------|---|
| Girls | Team Levels | Number of Teams Currently Offered | Number of Participants | Percentage of Participants at Each Level |
| Row 1 | varsity: | 8 | 117 | 65% |
| Row 2 | j.v.: | 7 | 59 | 33% |
| Row 3 | frosh: | 2 | 3 | 2% |
| Row 4 | total: | | 179 | 100% |
| Boys | | | | |
| Row 5 | varsity: | 8 | 97 | 47% |
| Row 6 | j.v.: | 6 | 67 | 33% |
| Row 7 | frosh: | 2 | 42 | 20% |
| Row 8 | total: | | 206 | 100% |

- 1) Column 1, list the number of interscholastic teams offered for girls and boys at each competitive level; varsity, junior varsity, and freshman. (Refer to Form T-2, Accommodation of Interests and Abilities, Summary Program Chart 2, Column 1.)
- 2) For Column 2, list the number of participants at each level. For girls, total the entries in Rows 1, 2, and 3 into Row 4. For boys, total the entries in Rows 5, 6, and 7 into Row 8. (Refer to Form T-2, Accommodation of Interests and Abilities, Summary Program Chart 2, Column 2.)
- 3) For Column 3, calculate the percentage of female and male participants at each level.
For girls' varsity, junior varsity, and frosh, respectively:
 - Divide Column 2, Row 1 by Column 2, Row 4, and place the percentage in Column 3, Row 1.
 - Divide Column 2, Row 2 by Column 2, Row 4, and place the percentage in Column 3, Row 2.
 - Divide Column 2, Row 3 by Column 2, Row 4, and place the percentage in Column 3, Row 3.
 -
 For boys' varsity, junior varsity, and frosh, respectively:
 - Divide Column 2, Row 5 by Column 2, Row 8, and place the percentage in Column 3, Row 5.
 - Divide Column 2, Row 6 by Column 2, Row 8, and place the percentage in Column 3, Row 6.
 - Divide Column 2, Row 7 by Column 2, Row 8, and place the percentage in Column 3, Row 7.

Principal's Signature: _____

Date: 4/13/07

**2006-2007
ACTUAL EXPENDITURES - PROGRAM COMPARISON CHART 1
TO INCLUDE BOOSTER CLUB FUNDING**

| | equipment and supplies | | travel | | awards | | coaches' salaries (to include supplemental and extended employment; dollar amount required) | | | facilities improvements | | publications (if sport-specific) | |
|-----------------|------------------------|---------|--------------|---------|--------------|---------|---|---------|--------------|-------------------------|---------|----------------------------------|---------|
| | Expenditures | | Expenditures | | Expenditures | | Expenditures | | | Expenditures | | Expenditures | |
| | School | Booster | School | Booster | School | Booster | School | Booster | # of Coaches | School | Booster | School | Booster |
| G basketball | \$276.41 | \$0 | \$1760.93 | \$0 | \$378.11 | \$0 | \$13,200 | \$0 | 3 | \$0 | \$0 | \$0 | \$0 |
| B basketball | \$246.41 | \$0 | \$1583.95 | \$105 | \$378.11 | \$0 | \$13,200 | \$0 | 3 | \$0 | \$0 | \$0 | \$0 |
| G softball | \$863.73 | \$0 | \$743.43 | \$0 | \$378.11 | \$1625 | \$4000 | \$0 | 2 | \$0 | \$0 | \$0 | \$0 |
| B baseball | \$1212.26 | \$0 | \$2992.77 | \$229 | \$378.11 | \$0 | \$7000 | \$0 | 4 | \$0 | \$0 | \$0 | \$0 |
| G cross country | \$589.50 | \$0 | \$297.84 | \$324 | \$378.11 | \$0 | \$2000 | \$0 | 2 | \$0 | \$0 | \$0 | \$0 |
| B cross country | \$589.50 | \$0 | \$297.84 | \$324 | \$378.11 | \$0 | \$2000 | \$0 | 2 | \$0 | \$0 | \$0 | \$0 |
| G golf | N/A | N/A | N/A | N/A | N/A | N/A | N/A | N/A | N/A | N/A | N/A | N/A | N/A |
| B golf | \$140 | \$0 | \$60 | \$0 | \$378.11 | \$0 | \$1500 | \$0 | 1 | \$0 | \$0 | \$0 | \$0 |
| G soccer | \$2815.45 | \$0 | \$628.33 | \$168 | \$378.11 | \$0 | \$3000 | \$0 | 2 | \$0 | \$0 | \$0 | \$0 |
| B soccer | N/A | N/A | N/A | N/A | N/A | N/A | N/A | N/A | N/A | N/A | N/A | N/A | N/A |
| G swimming | N/A | N/A | N/A | N/A | N/A | N/A | N/A | N/A | N/A | N/A | N/A | N/A | N/A |
| B swimming | N/A | N/A | N/A | N/A | N/A | N/A | N/A | N/A | N/A | N/A | N/A | N/A | N/A |

1. Total expenditures on T-35 and T-36 on the 2006-2007 year report due by April 15, 2007, should reflect the total monies spent (rounded off to nearest hundred) for the entire school year of 2005-2006 ending June 30, 2006.

2. Booster Club Funding/Contributions must be included in the above expenditures total. (Note: It is illegal for coaches to be paid by Booster Clubs Reference KHSAA Bylaw 27)

[Signature]

Principal's Signature:

Date: 4/13/07

2006-2007

**ACTUAL EXPENDITURES - PROGRAM COMPARISON CHART 2
TO INCLUDE BOOSTER CLUB FUNDING**

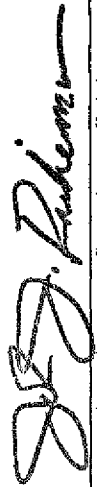
| | equipment and supplies | | travel | | awards | | coaches' salaries (to include supplemental and extended employment; dollar amount required) | | facilities improvements | | publications (if sport-specific) | |
|----------------|------------------------|---------|--------------|----------|--------------|---------|---|---------|-------------------------|---------|----------------------------------|---------|
| | Expenditures | | Expenditures | | Expenditures | | Expenditures | | Expenditures | | Expenditures | |
| | School | Booster | School | Booster | School | Booster | School | Booster | School | Booster | School | Booster |
| G track | \$2805.85 | \$0 | \$572.90 | \$525.50 | \$378.11 | \$0 | \$3800 | \$0 | \$33,750 | \$0 | \$0 | \$0 |
| B track | \$2805.85 | \$0 | \$572.90 | \$525.50 | \$378.11 | \$0 | \$3800 | \$0 | \$33,750 | \$0 | \$0 | \$0 |
| G tennis | \$139.98 | \$0 | \$10 | \$0 | \$378.11 | \$0 | \$1500 | \$0 | \$54,665 | \$0 | \$0 | \$0 |
| B tennis | \$139.98 | \$0 | \$0 | \$0 | \$378.11 | \$0 | \$1500 | \$0 | \$54,665 | \$0 | \$0 | \$0 |
| G volleyball | \$186.97 | \$0 | \$987.57 | \$0 | \$378.11 | \$0 | \$3800 | \$0 | \$0 | \$0 | \$0 | \$0 |
| B wrestling | N/A | N/A | N/A | N/A | N/A | N/A | N/A | N/A | N/A | N/A | N/A | N/A |
| G (list sport) | N/A | N/A | N/A | N/A | N/A | N/A | N/A | N/A | N/A | N/A | N/A | N/A |
| B football | \$4793.57 | \$0 | \$1261.95 | \$0 | \$378.11 | \$0 | \$26,200 | \$0 | \$0 | \$0 | \$0 | \$0 |
| G (list sport) | N/A | N/A | N/A | N/A | N/A | N/A | N/A | N/A | N/A | N/A | N/A | N/A |
| B (list sport) | N/A | N/A | N/A | N/A | N/A | N/A | N/A | N/A | N/A | N/A | N/A | N/A |

1. Total expenditures on T-35 and T-36 on the 2006-2007 year report due by April 15, 2007, should reflect the total monies spent (rounded off to nearest hundred) for the entire school year of 2005-2006 ending June 30, 2006.

2. Booster Club Funding/Contributions must be included in the above expenditures totals.

Indicate percentage of total expenditures for each gender: (If disparities are obvious, list on your Corrective Action Plan (T-60) what action you will take to correct the problem).

| Gender | Expenditures | Percentage |
|---------------|--------------------|-------------|
| Boys | \$168046.50 | 54% |
| Girls | \$141587.41 | 46% |
| Total: | \$309633.91 | 100% |



Principal's Signature: _____

Date: 4/13/07

2006-2007 KHSAA TITLE IX ATHLETICS AUDIT


KHSAA
Form T-11
Rev. 10/06

Checklist - Overall Interscholastic Athletics Program

DIRECTIONS:

For the Areas of Compliance (Opportunities and Benefits) listed on the left hand side of the page, place a checkmark under the appropriate column identifying whether your school provided an advantage to the Girls' Program, or to the Boys' Program or to Neither Program.

| Areas of Compliance: | ADVANTAGE TO: | | |
|---|-------------------|------------------|--------------------|
| | GIRLS' PROGRAM | BOYS' PROGRAM | NEITHER PROGRAM |
| OPPORTUNITIES | | | |
| Accommodation of Interest and Abilities | | | X |
| BENEFITS | | | |
| Equipment and Supplies | | | X |
| Scheduling of Games and Practice Time | | | X |
| Travel and Per Diem Allowances | | | X |
| Coaching | | | X |
| Locker Rooms, Practice and Competitive Facilities | | | X |
| Medical and Training Facilities and Services | | | X |
| Publicity | | | X |
| Support Services | | | X |
| Athletic Scholarships | | | N/A |
| Tutoring | | | N/A |
| Housing and Dining Facilities and Services | | | N/A |
| Recruitment of Student Athletes | | | N/A |

Principal's Signature:  Date: 4/13/07

CORRECTIVE ACTION PLAN

DIRECTIONS:

- For Column 1, indicate the intended area (Opportunities or Benefits) which needs corrective action in order to achieve gender equity. For Column 2, write the suggested change or activities that will correct the area in need of alteration. For Column 3, include the estimated completion date for the changes or activities.
- It is possible to attain compliance with Title IX and no longer need "corrective" action. However, the KHSAA strongly encourages compliant schools to identify items for improvement (Column 1), activities to accomplish the improvement (Column 2) and a timetable for completion (Column 3) that will strengthen the athletic program.
- You may copy this form as needed. Please attach corrective action plans along with audit forms and submit by April 15, 2007.

| COLUMN 1 | COLUMN 2 | COLUMN 3 |
|--|--|--|
| ITEM FOR CORRECTION/ IMPROVEMENT | SUGGESTED CHANGE/ ACTIVITIES | TIME TABLE FOR CORRECTIVE ACTION/ COMPLETION |
| Girl's Soccer Program | Continue to move program in the direction to support Varsity and JV teams (currently JV only). | We have played a JV/Varsity schedule for 2006-2007 and competed in district/regional/state competition. This will continue in 2007-2008. |
| Initiate a Team Recognition Code | Equitable code for all sports. | Passed Gender Equity Committee and SBDM Council in 2003. |
| Weight Room | Move facility and provide more female friendly environment and equipment | On-going with Superintendent and Board of Education. Progress will be evaluated on a yearly basis. |
| Expansion of team sports opportunities based on 2005-2006 survey results | Investigate interest in a Golf team for the girl's. | Meetings will be scheduled in the coming weeks. Response will be evaluated by the GEC in remaining meetings and a plan of action determined. |
| Expand the membership of the Gender Equity Committee | Committee membership will include two female sports coaches, one male sports coach, one parent, and two 11 th grade students (one male, one female) | In place for 2006-2007 GEC Meetings |
| Development of Uniform Review Plan | Set up policy plan to review uniforms on a cyclical basis each year, purchasing new ones when funds are available | Proposal given to the GEC at last meeting. Changes and/or approval at next meeting |
| | | |
| | | |

Principal's Signature: 

Date: 4/13/07