



# Kentucky High School Athletic Association

2280 Executive Drive ° Lexington, KY 40505 ° www.khsaa.org ° (859)299-5472 (859)293-5999 (fax)

## MEMORANDUM

To: Superintendent, Principal, and Athletic Director  
Murray High School

From: Brigid L. DeVries, Commissioner  
Larry Boucher, Assistant Commissioner


Date: May 7, 2007

Subject: 2006-2007 Title IX Annual Report Forms Submission

Enclosed please find a copy of Form T-65, the 2006-2007 KHSAA Title IX Annual Report Submission Status Report. In addition, you may find an attachment with corrected copies of the forms submitted by your school personnel. Please review this information so the forms can be completed accurately in the future.

Also, KHSAA Audit Team Members may have requested resubmission of some of the 2006-2007 Annual Report Forms or need additional information on your athletic programs. Please submit this information by the date requested if this is applicable. Copies and all KHSAA Title IX documents must be kept current and included in your permanent Title IX File at the school. All documents are subject to Open Records Requests.

Should you need any further information, please do not hesitate to call anytime.



**KHSAA TITLE IX  
ANNUAL REPORT SUBMISSION  
STATUS REPORT  
2006-2007**

KHSAA  
Form T65 Revised 8/05

TO: KHSAA Member School Superintendents, Principals, and Athletic Directors

FROM: Brigid L. DeVries, Commissioner  
Larry Boucher, Assistant Commissioner

DATE: 5/3/2007

School	Murray High School	Reviewed by	Fran Edwards
--------	--------------------	-------------	--------------


The following is a status report regarding the required 2006 - 2007 Title IX Annual Report submission of forms due into the KHSAA office by April 15, 2007. Appropriate KHSAA Audit Team personnel have reviewed these forms and the following is a summary of this review.

I. Checklist of Forms properly submitted in a satisfactory manner:

<b>X</b>	GE 19 (Annual Verification)	<b>X</b>	T-35 (Budget Expenses)
<b>X</b>	T-1 (Summary Program Chart 1)	<b>X</b>	T-36 (Budget Expenses)
<b>X</b>	T-2 (Summary Program Chart 2)	<b>X</b>	T-41 (Checklist – Overall Interscholastic Program)
<b>X</b>	T-3 (Summary Program Chart 3)	<b>X</b>	T-60 (Corrective Action Plan)
<b>X</b>	T-4 (Summary Program Chart 4)		T-63 (Interscholastic Survey Results)

II. Status

A.	<b>X</b>	2006– 2007 Forms are satisfactory and no further information or action is necessary at this time.
B.		Errors have been noted with respect to the following forms:
C.		The following forms were omitted and must be submitted by school representatives:
D.		Other Recommendation and Comments:



# MURRAY INDEPENDENT SCHOOL DISTRICT

BOARD OF EDUCATION  
Richard Crouch, Chairman  
Stuart Alexander, Vice-Chairman  
Laura Pitman  
Donnie Winchester

208 South 13th Street  
Murray, Kentucky 42071  
PH 270.753.4363 FX 270.759.4906  
Bob Rogers, Superintendent of Schools &  
Secretary of the Board of Education

---

April 6, 2007

Mr. Larry Boucher  
Kentucky High School Athletic Association  
2280 Executive Drive  
Lexington, Kentucky 40505

Dear Mr. Boucher:

Enclosed is the Title IX Report for Murray High School for school year 2006-07. If there are any questions or concerns, please feel free to contact me at (270) 753-4363.

Sincerely,

A handwritten signature in cursive script that reads "Judy Muehleman". The signature is fluid and written in black ink.

Judy Muehleman  
District Athletic Director



**KENTUCKY HIGH SCHOOL ATHLETIC ASSOCIATION  
2006-2007 ANNUAL VERIFICATION OF TITLE IX PROCEDURES**

KHSAA Form GE19  
Rev. 10/06

(To be submitted by April 15, 2007 along with other required forms)

The Murray High School High School, Murray, Kentucky  
(Name of High School) (City)

certifies to the Kentucky High School Athletic Association that the following is an accurate and true representation of the facts surrounding compliance with 20 U.S.C. Sections 1681-1688, et. Seq. (also known as Title IX)

**I certify the following provisions in accordance with records at the school contained in the permanent Title IX file, at least one copy of which must be maintained in the Principal's office, and to the best of my knowledge have completed the following tasks (All boxes must be checked).**

Established a gender equity committee at the high school. (list committee personnel and provide attachment if necessary)

Name	Address	Phone	Title
			(Supt., Principal, Student, Parent, Coach, Etc.)

SEE ATTACHED LIST

---

---

---

---

---

---

---

---

Scheduled a minimum of three meetings during the 2006-2007 school year on the following dates:

October 25, 2006      April 4, 2007  
January 10, 2007

Designated the following person(s) as the Title IX coordinator for the school:

<u>Teresa Speed</u>	<u>Principal</u>	<u>501 Doran Rd, Murray</u>	<u>270-753-5202</u>
Name	Title	Address	Phone

Designated the following person(s) as the Title IX coordinator for the district:

<u>Judy Muehleman</u>	<u>District AD</u>	<u>208 South 13th St</u>	<u>270-753-4363</u>
Name	Title	Address Murray, KY	Phone
			42071

School personnel are continuing to make periodic reviews of the boys' and girls' athletics program reflected in the Corrective Action Plan.

In addition to the above information, the above referenced school maintains a complete permanent file relative to Title IX records including copies of the self-assessment audit, all corrective action plans, and other related materials.

Teresa Speed  
Principal's Signature

April 04 2007  
Date

Bob Ray  
Superintendent Signature

Shari Alexander Vice Chairman  
School Board Chairpersons' Signature

*(Send original copy to KHSAA - Maintain duplicate in Title IX school folder)*

**TITLE IX - MHS GENDER EQUITY COMMITTEE 2006-07**

<b>NAME</b>	<b>ADDRESS</b>	<b>PHONE</b>	<b>TITLE</b>
Teresa Speed	501 Doran Road, Murray, KY 42071	753-5202	Principal
Jim Bauer	307 Ezell Road, Murray, KY 42071	753-1719	Boy's Soccer Coach
Rechelle Turner	501 Doran Road, Murray, KY 42071	753-5202	Girl's Soccer Coach
Chip Adams	1505 Dudley Drive, Murray, KY 42071	759-8578	Board Attorney
Cleta Benningfield	501 Doran Road, Murray, KY 42071	753-5202	Guidance Counselor
Laura Pitman	109 N. 14th Street, Murray, KY 42071	753-7107	Board Members
Caitlin Williams	902 S. 17th Street, Murray, KY 42071	753-0647	Student
Liz Anderson	105 Breezeway Drive, Almo, KY 42020	753-9661	Parent
Dave Carr	501 Doran Road, Murray, KY 42071	753-5202	MHS Athletic Director
Monica Evans	501 Doran Road, Murray, KY 42071	753-5202	MHS Bookkeeper
Judy Muehleman	208 S. 13th Street, Murray, KY 42071	753-4363	District Athletic Director
Bob Rogers	208 S. 13th Street, Murray, KY 42071	753-4363	Superintendent
Chess Volp	2105 Creekwood Drive, Murray, KY 42071	753-4153	Student
Gay Wellinghurst	712 Elm Street, Murray, KY 42071	753-8421	Parent

**ACCOMMODATION OF INTERESTS AND ABILITIES  
SUMMARY PROGRAM CHART 1**

**Participation Opportunities Test One**

		(Column 1)	(Column 2)	(Column 3)	(Column 4)
	Program	Enrollment	Percentage of Total Enrollment	Number of Interscholastic Participants (double and triple count)	Percentage of Total Participation
Row 1	GIRLS	257	50.5	180	43.5
Row 2	BOYS	252	49.5	234	56.5
Row 3	Totals	509	100%	414	100%

## Instructions:

\*Number of 8<sup>th</sup> grade students & below used in Column 3 and Column 4 calculations if applicable: Boys 13 Girls 26

- Determine the total number of girls enrolled, (place in Row 1, Column 1). Determine the total number of boys enrolled, (place in Row 2, Column 1).
- Add the total number of girls and boys enrolled to determine total enrollment, (place in Row 3, Column 1).
- Calculate the percentage of total enrollment that is female. (Divide Row 1, Column 1 by Row 3, Column 1 and place in Row 1, Column 2.) Calculate the percentage of total enrollment that is male. (Divide Row 2, Column 1 by Row 3, Column 1 and place in Row 2, Column 2.) Note: Row 1, Column 2 plus Row 2, Column 2 should total 100%.
- Ask the head coaches to review the most updated eligibility or squad lists for their teams. Ask coaches to confirm the names of those individuals who are on the team as of the first **date of regular season competition**, and cross out the names of those who were cut from the team or quit the team prior to the first regular season competitive event. Determine the total number of interscholastic athletics participants that are girls, (and place in Row 1, Column 3). In order to determine the total number of athletics participants, an individual should be counted each time he or she participates on a team. For example, if Jane Doe competes on the varsity volleyball team, the junior varsity volleyball team, the junior varsity basketball team, and the varsity softball team, she should be counted as four participants (**do not include club or intramural sports participants, cheerleaders, dance teams, or pom squads**). Calculate the same way for boys and girls. \* In addition, should 8<sup>th</sup> grade students and below play on a Freshman, Junior Varsity, or Varsity team, they should also be counted for each team and sport on which they participate. If applicable, please asterisk the above notation as to how many 8<sup>th</sup> grade students & below are included in the totals.

Using the same procedure, determine the total number of interscholastic athletic participants that are boys, (and place in Row 2, Column 3). Add Row 1, Column 3 plus Row 2, Column 3 to get total participants and place in Row 3, Column 3.

- Calculate the percentage of female participation. (Row 1, Column 3 divided by Row 3, Column 3 and place in Row 1, Column 4.) Calculate the percentage of male participation. (Row 2, Column 3 divided by Row 3, Column 3 and place in Row 2, Column 4.) Note: Row 1, Column 4 plus Row 2, Column 4 should total 100%.

Note: While being within three percent is not a formal compliance standard; if the percent listed in Row 1, Column 4 is within 3% of Row 1, Column 2, then it provides a good target within which compliance is likely.

Principal's Signature: \_\_\_\_\_

Date: April 04, 2007

**ACCOMMODATION OF INTERESTS AND ABILITIES****SUMMARY PROGRAM CHART 2****Participation Opportunities Test Two**

			Column 1	Column 2	Column 3	Column 4	Column 5
Program			Number of Teams Currently Offered	Number of Participants	Number of Teams Added Since the beginning of the 2002-2003 School Year	Number of Participants Added Since the beginning of the 2002-2003 School Year	Percent of Total Participation By Sex Added Since the beginning of the 2002-2003 School Year
<b>GIRLS</b>	Row 1	varsity:	9	112	3	28	
	Row 2	j.v.:	4	58	1	14	
	Row 3	frosh:	1	10			
	Row 4	total:	14	180	4	42	23.4
<b>BOYS</b>	Row 5	varsity:	9	152	2	15	
	Row 6	j.v.:	4	74			
	Row 7	frosh:	1	8			
	Row 8	total:	14	234	2	15	6.4

- 1) For Column 1, list the number of interscholastic teams offered for girls and boys at each competitive level (varsity, junior varsity, and freshman). For girls, total each of the entries in Rows 1, 2, and 3 into Row 4. For boys, total Rows 5, 6, and 7 into Row 8.
- 2) For Column 2, list the number of participants at each level. For girls, total each of the entries in Rows 1, 2, and 3 into Row 4. For boys, total Rows 5, 6, and 7 into Row 8. **Note:** The totals in Row 4 for girls and in Row 8 for boys must be the same as the totals in Form T-1, Column 3, Rows 1 and 2 respectively.
- 3) For Column 3, list the number of interscholastic teams that have been added in the last five years at each competitive level. Count each team added during the 5 year period only one time. e.g. Girl's junior varsity soccer was added 3 years ago, count the team only once, not 3 times. For girls, total the entries in Rows 1, 2, and 3 into Row 4. For boys, total Rows 5, 6, and 7 into Row 8.
- 4) For Column 4, list the number of participants that are currently on each level of the teams that were added in the last five years. If a team was added previously but no longer exists, there are no current participants to be added for that team. For girls, total the entries in Rows 1, 2, and 3 into Row 4. For boys, total Rows 5, 6, and 7 into Row 8.
- 5) For Column 5, calculate the percentage of participants that have been added in the last five years. For girls, take the number in Column 4, Row 4 and divide by the number in Column 2, Row 4. For boys, take the number in Column 4, Row 8 and divide it by the number in Column 2, Row 8.

Note: If the percentage of current participants added in the last five years is 25% or greater, compliance with Test Two may be possible. If less than 25%, then compliance with Test Three should be analyzed. **CAUTION:** 25% is not a formal compliance standard.

Principal's Signature:

*Heem Speed*

Date:

*April 4, 2007*

2006-2007  
**ACCOMMODATION OF INTERESTS AND ABILITIES**  
**SUMMARY PROGRAM CHART 3**

**Participation Opportunities Test Three**

**FOR ANY QUESTION ANSWERED "YES" IDENTIFY THE RESPECTIVE SPORT(S).**

	GIRLS (Yes / No)		BOYS (Yes / No)
1. For a sport <u>not</u> currently offered, is there sufficient interest, based on your most recent Student Interest Survey, to form a viable interscholastic team based on student responses from the interscholastic survey? If yes, what sport?	NO		NO
2. For a sport currently offered at the varsity level only, is there sufficient interest, based on your most recent Student Interest Survey, to form a viable team for a junior varsity or freshman team that is not currently offered?	NO		NO
3. For a sport <u>not</u> currently offered in your interscholastic athletics program, is there sufficient interest to form a viable interscholastic team based on participation on an intramural team or community recreation teams?	NO		NO
4. For a sport currently offered at the junior varsity or freshman level is there sufficient interest, based on your most recent Student Interest Survey, to form a varsity team not currently offered?	NO		NO
5. If you answered YES to question (1), (2), (3), or (4), are there enough high schools in your geographic area offering the sport (at the appropriate level) to allow for the development of a reasonable schedule of competition?	N/A		N/A

Principal's Signature: Neusa Speed Date: April 04, 2007



2006-2007  
**ACCOMODATION OF INTERESTS AND ABILITIES**  
**SUMMARY PROGRAM CHART 4**

**Levels of Competition Test One**

		Column 1	Column 2	Column 3
Girls	Team Levels	Number of Teams Currently Offered	Number of Participants	Percentage of Participants at Each Level
Row 1	varsity:	9	112	62.2
Row 2	j.v.:	4	58	32.3
Row 3	frosh:	1	10	5.5
Row 4	total:		180	100%
<b>Boys</b>				
Row 5	varsity:	9	152	65
Row 6	j.v.:	4	74	31.6
Row 7	frosh:	1	8	3.4
Row 8	total:		234	100%

- 1) Column 1, list the number of interscholastic teams offered for girls and boys at each competitive level: varsity, junior varsity, and freshman. (Refer to Form T-2, Accommodation of Interests and Abilities, Summary Program Chart 2, Column 1.)
- 2) For Column 2, list the number of participants at each level. For girls, total the entries in Rows 1, 2, and 3 into Row 4. For boys, total the entries in Rows 5, 6, and 7 into Row 8. (Refer to Form T-2, Accommodation of Interests and Abilities, Summary Program Chart 2, Column 2.)
- 3) For Column 3, calculate the percentage of female and male participants at each level.  
For girls' varsity, junior varsity, and frosh, respectively:
  - Divide Column 2, Row 1 by Column 2, Row 4, and place the percentage in Column 3, Row 1.
  - Divide Column 2, Row 2 by Column 2, Row 4, and place the percentage in Column 3, Row 2.
  - Divide Column 2, Row 3 by Column 2, Row 4, and place the percentage in Column 3, Row 3.
  -
 For boys' varsity, junior varsity, and frosh, respectively:
  - Divide Column 2, Row 5 by Column 2, Row 8, and place the percentage in Column 3, Row 5.
  - Divide Column 2, Row 6 by Column 2, Row 8, and place the percentage in Column 3, Row 6.
  - Divide Column 2, Row 7 by Column 2, Row 8, and place the percentage in Column 3, Row 7.

Principal's Signature: Neon Speed Date: April 04, 2007

2006-2007


**ACTUAL EXPENDITURES - PROGRAM COMPARISON CHART 2  
TO INCLUDE BOOSTER CLUB FUNDING**

	equipment and supplies		travel		awards		coaches' salaries (to include supplemental and extended employment; dollar amount required)		facilities improvements		publications (if sport-specific)	
	Expenditures		Expenditures		Expenditures		Expenditures		Expenditures		Expenditures	
	School	Booster	School	Booster	School	Booster	School	# of Coaches	School	Booster	School	Booster
G track	3480		600				900	2				
B track	3480		600				900	2				
G tennis	120		590		70		1200	2				
B tennis	120		180				1200	2				
G volleyball	1720		2205				2500	2				
B wrestling												
G (list sport)												
B football	16400		7120		4900		26000	6				
G (list sport)												
B (list sport)												

1. Total expenditures on T-35 and T-36 on the 2006-2007 year report due by April 15, 2007, should reflect the total monies spent (rounded off to nearest hundred) for the entire school year of 2005-2006 ending June 30, 2006.

2. Booster Club Funding/Contributions must be included in the above expenditures totals. Indicate percentage of total expenditures for each gender: (If disparities are obvious, list on your Corrective Action Plan (T-60) what action you will take to correct the problem).

Gender	Expenditures	Percentage
Boys	\$ 116110	63.4
Girls	\$ 66955	36.6
<b>Total:</b>	<b>\$ 183065</b>	<b>100%</b>


Principal's Signature: 

Date: 4/14/07

**2006-2007  
ACTUAL EXPENDITURES - PROGRAM COMPARISON CHART 1  
TO INCLUDE BOOSTER CLUB FUNDING**

	equipment and supplies		travel		awards		coaches' salaries (to include supplemental and extended employment; dollar amount required)		facilities improvements		publications (if sport-specific)	
	School	Booster	School	Booster	School	Booster	School	# of Coaches	School	Booster	School	Booster
G basketball	5980	3220					13000	3				
B basketball	4140	4025	1550			12000	3					
G softball	1965	4300		920		3000	3		2100			
B baseball	1905	6765				5750	2		500			
G cross country	145		40	505	175	750	2					
B cross country	145		40		175	750	2					
G golf	290			325		950	2					
B golf	290	410				950	2					
G soccer	1570	2000	3185	1800		4500	2					
B soccer	3710	1200			175	4750	3		3600			
G swimming	265	165	500			1150	2					
B swimming	265	165	500			1150	2					

- Total expenditures on T-35 and T-36 on the 2006-2007 year report due by April 15, 2007, should reflect the total monies spent (rounded off to nearest hundred) for the entire school year of 2005-2006 ending June 30, 2006.
- Booster Club Funding/Contributions must be included in the above expenditures total. (Note: It is illegal for coaches to be paid by Booster Clubs Reference KHSAA Bylaw 27)

Principal's Signature:  Date: 4/24/07

## 2006-2007 KHSAA TITLE IX ATHLETICS AUDIT

KHSAA  
Form T41  
Rev. 10/06

### Checklist - Overall Interscholastic Athletics Program

***DIRECTIONS:***

For the Areas of Compliance (Opportunities and Benefits) listed on the left hand side of the page, place a checkmark under the appropriate column identifying whether your school provided an advantage to the Girls' Program, or to the Boys' Program or to Neither Program.

Areas of Compliance:	ADVANTAGE TO:		
	GIRLS' PROGRAM	BOYS' PROGRAM	NEITHER PROGRAM
<b>OPPORTUNITIES</b>			
Accommodation of Interest and Abilities			<b>X</b>
<b>BENEFITS</b>			
Equipment and Supplies			<b>X</b>
Scheduling of Games and Practice Time			<b>X</b>
Travel and Per Diem Allowances			<b>X</b>
Coaching			<b>X</b>
Locker Rooms, Practice and Competitive Facilities			<b>X</b>
Medical and Training Facilities and Services			<b>X</b>
Publicity			<b>X</b>
Support Services			<b>X</b>
Athletic Scholarships			<b>NA</b>
Tutoring			<b>NA</b>
Housing and Dining Facilities and Services			<b>NA</b>
Recruitment of Student Athletes			<b>NA</b>

Principal's Signature: *Veren Speed* Date: *4/04/07*

SCHOOL NAME

2006-2007

TITLE IX

CORRECTIVE ACTION PLAN

Murray High School

*DIRECTIONS:*

1. For Column 1, indicate the intended area (Opportunities or Benefits) which needs corrective action in order to achieve gender equity. For Column 2, write the suggested change or activities that will correct the area in need of alteration. For Column 3, include the estimated completion date for the changes or activities.
2. It is possible to attain compliance with Title IX and no longer need "corrective" action. However, the KHSAA strongly encourages compliant schools to identify items for improvement (Column 1), activities to accomplish the improvement (Column 2) and a timetable for completion (Column 3) that will strengthen the athletic program.
3. You may copy this form as needed. Please attach corrective action plans along with audit forms and submit by April 15, 2007.

COLUMN 1 ITEM FOR CORRECTION/ IMPROVEMENT	COLUMN 2 SUGGESTED CHANGE/ ACTIVITIES	COLUMN 3 TIME TABLE FOR CORRECTIVE ACTION/ COMPLETION
Booster Clubs	Ongoing oversight and training to make sure the booster organizations meet requirements of Red Book and Title IX. Annual meeting with club officers (president and treasurers) to discuss requirements. Continued use of Booster Organization Handbook updating as necessary. (send copies as necessary and post on website). Send follow-up checklist to club treasurers at end of year noting items due to school at end of year and beginning of school year.	Send checklist in May 2007 Hold meeting the second semester of 2007-08 school year. Be available to answer questions as arise on a continuous basis.
Benefits	Develop modified self-review form Disseminate and collect data from head coaches. Have data available for Gender Equity Committee to review first semester of 2007-08 school year.	Develop in summer of 2007 Disseminate in fall 2007 Have meeting by January 1, 2008

Principal's Signature:



Date:

4/4/2007