



Kentucky High School Athletic Association

2280 Executive Drive ° Lexington, KY 40505 ° www.khsaa.org ° (859)299-5472 (859)293-5999 (fax)

MEMORANDUM

To: Superintendent, Principal, and Athletic Director
Rowan County High School

From: Brigid L. DeVries, Commissioner
Larry Boucher, Assistant Commissioner


Date: May 17, 2007

Subject: 2006-2007 Title IX Annual Report Forms Submission

Enclosed please find a copy of Form T-65, the 2006-2007 KHSAA Title IX Annual Report Submission Status Report. In addition, you may find an attachment with corrected copies of the forms submitted by your school personnel. Please review this information so the forms can be completed accurately in the future.

Also, KHSAA Audit Team Members may have requested resubmission of some of the 2006-2007 Annual Report Forms or need additional information on your athletic programs. Please submit this information by the date requested if this is applicable. Copies and all KHSAA Title IX documents must be kept current and included in your permanent Title IX File at the school. All documents are subject to Open Records Requests.

Should you need any further information, please do not hesitate to call anytime.



**KHSAA TITLE IX
ANNUAL REPORT SUBMISSION
STATUS REPORT
2006-2007**

KHSAA
Form T65 Revised 8/05

TO: KHSAA Member School Superintendents, Principals, and Athletic Directors

FROM: Brigid L. DeVries, Commissioner
Larry Boucher, Assistant Commissioner

DATE: 5/15/2007

School	Rowan County High	Reviewed by	Fran Edwards
--------	-------------------	-------------	--------------

The following is a status report regarding the required 2006 - 2007 Title IX Annual Report submission of forms due into the KHSAA office by April 15, 2007. Appropriate KHSAA Audit Team personnel have reviewed these forms and the following is a summary of this review.

I. Checklist of Forms properly submitted in a satisfactory manner:

X	GE 19 (Annual Verification)	X	T-35 (Budget Expenses)
X	T-1 (Summary Program Chart 1)	X	T-36 (Budget Expenses)
X	T-2 (Summary Program Chart 2)	X	T-41 (Checklist – Overall Interscholastic Program)
X	T-3 (Summary Program Chart 3)	X	T-60 (Corrective Action Plan)
X	T-4 (Summary Program Chart 4)		T-63 (Interscholastic Survey Results)

II. Status

A.	X	2006– 2007 Forms are satisfactory and no further information or action is necessary at this time.
B.		Errors have been noted with respect to the following forms:
C.		The following forms were omitted and must be submitted by school representatives:
D.	X	Other Recommendation and Comments: Since Rowan County does not meet the standard for compliance for either T-1 or T-2, it is imperative that the compliance standard for Participation Opportunities Test Three is achieved. Please continue to monitor students' interests in sports as reflected by responses to the Interscholastic Survey and consider adding sports if appropriate. Insure that documentation of meetings, discussions, etc. relative to increasing the number of teams is maintained in the permanent Title IX file.



**KENTUCKY HIGH SCHOOL ATHLETIC ASSOCIATION
2006-2007 ANNUAL VERIFICATION OF TITLE IX PROCEDURES**

KHSAA Form GE19
Rev. 10/06

(To be submitted by April 15, 2007 along with other required forms)

The Rowan County Senior High School High School, Morehead, Kentucky
(Name of High School) (City)

certifies to the Kentucky High School Athletic Association that the following is an accurate and true representation of the facts surrounding compliance with 20 U.S.C. Sections 1681-1688, et. Seq. (also known as Title IX)

I certify the following provisions in accordance with records at the school contained in the permanent Title IX file, and to the best of my knowledge have completed the following tasks (All boxes must be checked).

Established a gender equity committee at the high school. (list committee personnel and provide attachment if necessary)

Name	Address	Phone	Title
Bill Redwine	121 East Second Street	(606) 784-8928	Vice Chairman Rowan County Board of Education
Lucy Moore	121 East Second Street	(606) 784-8928	Program Supervisor Rowan County BOE
Tom Daughtery	121 East Second Street	(606) 784-8928	Director of Pupil Personnel
Mark Murray	499 Viking Drive	(606) 784-8956	RCSHS Principal
Don Daniel	499 Viking Drive	(606) 784-8956	RCSHS Boy's Basketball Coach
Ron Gruber	499 Viking Drive	(606) 784-8956	RCSHS Athletics Director
Peggy Jones	499 Viking Drive	(606) 784-8956	RCSHS Assistant Softball Coach
Tammy Collins	499 Viking Drive	(606) 784-8956	RCSHS Girl's Basketball Coach
Logan Trent	499 Viking Drive	(606) 784-8956	RCSHS Student Athlete
Daryl Williamson	415 West Sun Street	(606) 784-8911	RCMS Assistant Principal
Alice Weaver	499 Viking Drive	(606) 784-8956	RCSHS Student Athlete

Scheduled a minimum of three meetings during the 2006-2007 school year on the following dates:

August 9, 2006

May 2, 2007

May 25, 2007

Designated the following person(s) as the Title IX coordinator for the school:

<u>Lucy Moore</u>	<u>Program Supervisor Rowan County BOE</u>	<u>121 East 2nd Street</u>	<u>(606) 784-8928</u>
Name	Title	Address	Phone

Designated the following person(s) as the Title IX coordinator for the district:

<u>Lucy Moore</u>	<u>Program Supervisor Rowan County BOE</u>	<u>121 East 2nd Street</u>	<u>(606) 784-8928</u>
Name	Title	Address	Phone

School personnel are continuing to make periodic reviews of the boys' and girls' athletics program reflected in the Corrective Action Plan.

In addition to the above information, the above referenced school maintains a complete permanent file relative to Title IX records including copies of the self-assessment audit, all corrective action plans, and other related materials.

[Signature] _____ 05/02 2007
Principal's Signature Date

[Signature] _____ [Signature]
Superintendent Signature School Board Chairpersons' Signature

(Send original copy to KHSAA - Maintain duplicate in Title IX school folder)

**ACCOMMODATION OF INTERESTS AND ABILITIES
SUMMARY PROGRAM CHART 1**

Participation Opportunities Test One

		(Column 1)	(Column 2)	(Column 3)	(Column 4)
	Program	Enrollment	Percentage of Total Enrollment	Number of Interscholastic Participants (double and triple count)	Percentage of Total Participation
Row 1	GIRLS	500	51%	175	40%
Row 2	BOYS	464	49%	252	60%
Row 3	Totals	964	100%	427	100%

Instructions:


*Number of 8th grade students & below used in Column 3 and Column 4 calculations if applicable: 35

- Determine the total number of girls enrolled, (place in Row 1, Column 1). Determine the total number of boys enrolled, (place in Row 2, Column 1).
- Add the total number of girls and boys enrolled to determine total enrollment, (place in Row 3, Column 1).
- Calculate the percentage of total enrollment that is female. (Divide Row 1, Column 1 by Row 3, Column 1 and place in Row 1, Column 2.) Calculate the percentage of total enrollment that is male. (Divide Row 2, Column 1 by Row 3, Column 1 and place in Row 2, Column 2.) Note: Row 1, Column 2 plus Row 2, Column 2 should total 100%.
- Ask the head coaches to review the most updated eligibility or squad lists for their teams. Ask coaches to confirm the names of those individuals who are on the team as of the first **date of regular season competition**, and cross out the names of those who were cut from the team or quit the team prior to the first regular season competitive event. Determine the total number of interscholastic athletics participants that are girls, (and place in Row 1, Column 3). In order to determine the total number of athletics participants, an individual should be counted each time he or she participates on a team. For example, if Jane Doe competes on the varsity volleyball team, the junior varsity volleyball team, the junior varsity basketball team, and the varsity softball team, she should be counted as four participants (**do not include club or intramural sports participants, cheerleaders, dance teams, or pom squads**). Calculate the same way for boys and girls. * In addition, should 8th grade students and below play on a Freshman, Junior Varsity, or Varsity team, they should also be counted for each team and sport on which they participate. If applicable, please asterisk the above notation as to how many 8th grade students & below are included in the totals.

Using the same procedure, determine the total number of interscholastic athletic participants that are boys, (and place in Row 2, Column 3). Add Row 1, Column 3 plus Row 2, Column 3 to get total participants and place in Row 3, Column 3.

- Calculate the percentage of female participation. (Row 1, Column 3 divided by Row 3, Column 3 and place in Row 1, Column 4.) Calculate the percentage of male participation. (Row 2, Column 3 divided by Row 3, Column 3 and place in Row 2, Column 4.) Note: Row 1, Column 4 plus Row 2, Column 4 should total 100%.

Note: While being within three percent is not a formal compliance standard; if the percent listed in Row 1, Column 4 is within 3% of Row 1, Column 2, then it provides a good target within which compliance is likely.

Principal's Signature:  Date: 04/06/07

2006-2007
ACCOMMODATION OF INTERESTS AND ABILITIES
SUMMARY PROGRAM CHART 2

KHSAA
 Form 12
 Rev. 10/06

Participation Opportunities Test Two

			Column 1	Column 2	Column 3	Column 4	Column 5
Program			Number of Teams Currently Offered	Number of Participants	Number of Teams Added Since the beginning of the 2002-2003 School Year	Number of Participants Added Since the beginning of the 2002-2003 School Year	Percent of Total Participation By Sex Added Since the beginning of the 2002-2003 School Year
GIRLS	Row 1	varsity:	9	94	0	0	
	Row 2	j.v.:	4	55	0	0	
	Row 3	frosh:	2	26	0	0	
	Row 4	total:	15	175	0	0	0
BOYS	Row 5	varsity:	9	155	0	0	
	Row 6	j.v.:	4	70	0	0	
	Row 7	frosh:	2	27	0	0	
	Row 8	total:	15	252	0	0	0

- 1) For Column 1, list the number of interscholastic teams offered for girls and boys at each competitive level (varsity, junior varsity, and freshman). For girls, total each of the entries in Rows 1, 2, and 3 into Row 4. For boys, total Rows 5, 6, and 7 into Row 8.
- 2) For Column 2, list the number of participants at each level. For girls, total each of the entries in Rows 1, 2, and 3 into Row 4. For boys, total Rows 5, 6, and 7 into Row 8. **Note:** The totals in Row 4 for girls and in Row 8 for boys must be the same as the totals in Form T-1, Column 3, Rows 1 and 2 respectively.
- 3) For Column 3, list the number of interscholastic teams that have been added in the last five years at each competitive level. Count each team added during the 5 year period only one time. e.g. Girl's junior varsity soccer was added 3 years ago, count the team only once, not 3 times. For girls, total the entries in Rows 1, 2, and 3 into Row 4. For boys, total Rows 5, 6, and 7 into Row 8.
- 4) For Column 4, list the number of participants that are currently on each level of the teams that were added in the last five years. If a team was added previously but no longer exists, there are no current participants to be added for that team. For girls, total the entries in Rows 1, 2, and 3 into Row 4. For boys, total Rows 5, 6, and 7 into Row 8.
- 5) For Column 5, calculate the percentage of participants that have been added in the last five years. For girls, take the number in Column 4, Row 4 and divide by the number in Column 2, Row 4. For boys, take the number in Column 4, Row 8 and divide it by the number in Column 2, Row 8.

Note: If the percentage of current participants added in the last five years is 25% or greater, compliance with Test Two may be possible. If less than 25%, then compliance with Test Three should be analyzed. **CAUTION:** 25% is not a formal compliance standard.

Principal's Signature: _____

Date: 04/06/07


2006-2007
ACCOMMODATION OF INTERESTS AND ABILITIES
SUMMARY PROGRAM CHART 3

Participation Opportunities Test Three

FOR ANY QUESTION ANSWERED "YES" IDENTIFY THE RESPECTIVE SPORT(S).

	GIRLS (Yes / No)	BOYS (Yes / No)
1. For a sport <u>not</u> currently offered, is there sufficient interest, based on your most recent Student Interest Survey, to form a viable interscholastic team based on student responses from the interscholastic survey? If yes, what sport?	No	No
2. For a sport currently offered at the varsity level only, is there sufficient interest, based on your most recent Student Interest Survey, to form a viable team for a junior varsity or freshman team that is not currently offered?	Yes Bowling, Archery	Yes Bowling, Archery
3. For a sport <u>not</u> currently offered in your interscholastic athletics program, is there sufficient interest to form a viable interscholastic team based on participation on an intramural team or community recreation teams?	No	Yes Wrestling
4. For a sport currently offered at the junior varsity or freshman level is there sufficient interest, based on your most recent Student Interest Survey, to form a varsity team not currently offered?	Yes Tennis	Yes Tennis
5. If you answered YES to question (1), (2), (3), or (4), are there enough high schools in your geographic area offering the sport (at the appropriate level) to allow for the development of a reasonable schedule of competition?	No	No

Principal's Signature: _____



Date: _____

04/06/07

2006-2007
ACCOMODATION OF INTERESTS AND ABILITIES
SUMMARY PROGRAM CHART 4

Levels of Competition Test One

		Column 1	Column 2	Column 3
Girls	Team Levels	Number of Teams Currently Offered	Number of Participants	Percentage of Participants at Each Level
Row 1	varsity:	9	94	53
Row 2	j.v.:	4	55	31
Row 3	frosh:	2	26	14
Row 4	total:		175	100%
Boys				
Row 5	varsity:	9	155	61
Row 6	j.v.:	4	70	27
Row 7	frosh:	2	27	10
Row 8	total:		252	100%

- 1) Column 1, list the number of interscholastic teams offered for girls and boys at each competitive level; varsity, junior varsity, and freshman. (Refer to Form T-2, Accommodation of Interests and Abilities, Summary Program Chart 2, Column 1.)
- 2) For Column 2, list the number of participants at each level. For girls, total the entries in Rows 1, 2, and 3 into Row 4. For boys, total the entries in Rows 5, 6, and 7 into Row 8. (Refer to Form T-2, Accommodation of Interests and Abilities, Summary Program Chart 2, Column 2.)
- 3) For Column 3, calculate the percentage of female and male participants at each level.
For girls' varsity, junior varsity, and frosh, respectively:
 - Divide Column 2, Row 1 by Column 2, Row 4, and place the percentage in Column 3, Row 1.
 - Divide Column 2, Row 2 by Column 2, Row 4, and place the percentage in Column 3, Row 2.
 - Divide Column 2, Row 3 by Column 2, Row 4, and place the percentage in Column 3, Row 3.
 -
 For boys' varsity, junior varsity, and frosh, respectively:
 - Divide Column 2, Row 5 by Column 2, Row 8, and place the percentage in Column 3, Row 5.
 - Divide Column 2, Row 6 by Column 2, Row 8, and place the percentage in Column 3, Row 6.
 - Divide Column 2, Row 7 by Column 2, Row 8, and place the percentage in Column 3, Row 7.

Principal's Signature: _____

Date: 04/06/07


**2006-2007
ACTUAL EXPENDITURES - PROGRAM COMPARISON CHART 1
TO INCLUDE BOOSTER CLUB FUNDING**

	equipment and supplies		travel		awards		coaches' salaries (to include supplemental and extended employment; <i>dollar amount needed</i>)		facilities improvements		publications (if sport-specific)	
	Expenditures		Expenditures		Expenditures		Expenditures		Expenditures		Expenditures	
	School	Booster	School	Booster	School	Booster	School	Booster	School	Booster	School	Booster
G basketball	\$2,200	\$10,500	\$4,700	0	0	\$1,500	\$11,825	\$0	0	0	0	\$600
B basketball	\$1,200	\$3,500	\$4,700	0	0	\$1,200	\$13,026	\$0	0	0	0	\$200
G softball	\$1,400	\$3,000.00	\$2,400	0	0	\$1,000	\$9,857	\$0	0	0	0	\$300
B baseball	\$1,500	\$2,800.00	\$4,000	0	0	\$1,300	\$9,857	\$0	0	0	0	\$400
G cross country	0	0	0	0	0	0	\$4,149	\$0	0	0	0	0
B cross country	0	0	0	0	0	0	\$4,149	\$0	0	0	0	0
G golf	0	0	0	0	0	0	\$2,075	\$0	0	0	0	0
B golf	0	0	0	0	0	0	\$2,593	\$0	0	0	0	0
G soccer	\$400	\$300	\$2,500	0	0	\$500	\$7,487	\$0	0	0	0	\$200
B soccer	\$400	\$300	\$2,500	0	0	\$900	\$9,111	\$0	0	0	0	\$200
G swimming	\$400	0	\$700	0	0	0	\$3,077	\$0	0	0	0	0
B swimming	\$400	0	\$700	0	0	0	\$3,077	\$0	0	0	0	0

1. Total expenditures on T-35 and T-36 on the 2005-2006 year report due by April 15, 2006, should reflect the total monies spent (rounded off to nearest hundred) for the entire school year of 2004-2005 ending June 30, 2005.

2. Booster Club Funding/Contributions must be included in the expenditures total.

Principal's Signature: _____



Date: _____

04/06/07

**2006-2007
ACTUAL EXPENDITURES - PROGRAM COMPARISON CHART 2
TO INCLUDE BOOSTER CLUB FUNDING**

	equipment and supplies		travel		awards		coaches' salaries (to include supplemental and extended employment; <i>dollar amount needed</i>)		facilities improvements		publications (if sport-specific)	
	Expenditures		Expenditures		Expenditures		Expenditures		Expenditures		Expenditures	
	School	Booster	School	Booster	School	Booster	School	Booster	School	Booster	School	Booster
G track	\$0	0	0	0	0	0	\$4,742	\$0	0	0	0	0
B track	\$0	0	0	0	0	0	\$4,742	\$0	0	0	0	0
G tennis	\$150	0	\$300	0	0	0	\$4,149	\$0	0	0	0	0
B tennis	\$150	0	\$300	0	0	0	\$3,853	\$0	0	0	0	0
G volleyball	\$1,500	0	\$1,900	0	0	0	\$8,460	\$0	0	0	0	0
B football	\$6,500	\$2,300	\$3,500	0	0	\$1,500.00	\$18,617	\$0	\$1,500	0	0	\$1,000

1. Total expenditures on T-35 and T-36 on the 2005-2006 year report due by April 15, 2007, should reflect the total monies spent (rounded off to nearest hundred) for the entire school year of 2005-2006 ending June 30, 2006.

2. Booster Club Funding/Contributions must be included in the expenditures total.

Indicate percentage of total expenditures for each gender:

Gender	Expenditures	Percentage
Boys	\$ 111,975	54%
Girls	\$ 92,271	45%
Total:	\$ 204,246	100%

[Handwritten Signature]

Principal's Signature:

Copyright 1999, Good Sports, Inc., Title IX and Gender Equity Specialists. All rights reserved.

Date:

04/06/07


2006-2007 KHSAA TITLE IX ATHLETICS AUDIT
Checklist - Overall Interscholastic Athletics Program

KHSAA
 Form T-41
 Rev. 10/06

DIRECTIONS:

For the Areas of Compliance (Opportunities and Benefits) listed on the left hand side of the page, place a checkmark under the appropriate column identifying whether your school provided an advantage to the Girls' Program, or to the Boys' Program or to Neither Program.

Areas of Compliance:	ADVANTAGE TO:		
	GIRLS' PROGRAM	BOYS' PROGRAM	NEITHER PROGRAM
OPPORTUNITIES			
Accommodation of Interest and Abilities			X
BENEFITS			
Equipment and Supplies			X
Scheduling of Games and Practice Time			X
Travel and Per Diem Allowances			X
Coaching			X
Locker Rooms, Practice and Competitive Facilities		X	
Medical and Training Facilities and Services			X
Publicity			X
Support Services			X
Athletic Scholarships			n/a
Tutoring			X
Housing and Dining Facilities and Services			n/a
Recruitment of Student Athletes			n/a

Principal's Signature:  Date: 04/06/07

SCHOOL NAME

Rowan County Senior High School

2006-2007

TITLE IX

CORRECTIVE ACTION PLAN

DIRECTIONS:

1. For Column 1, indicate the intended area which needs corrective action in order to achieve gender equity. For Column 2, write the suggested change or activities that will correct the area in need of alteration. For Column 3, include the estimated completion date for the changes or activities.
2. It is possible to attain compliance with Title IX and no longer need "corrective" action. However, the KHSAA strongly encourages compliant schools to identify items for improvement (Column 1), activities to accomplish the improvement (Column 2) and a timetable for completion (Column 3) that will strengthen the athletic program.
3. You may copy this form as needed. Please attach corrective action plans along with audit forms and submit by April 15, 2006.


COLUMN 1 ITEM FOR CORRECTION/ IMPROVEMENT	COLUMN 2 SUGGESTED CHANGE/ ACTIVITIES	COLUMN 3 TIME TABLE FOR CORRECTIVE ACTION/ COMPLETION
Female sports Locker Room Space	Committee will continue to search for construction funds and grants to allow for construction of additional space.	Continued development 2007-08
Develop Written policy for purchase of athletic uniforms	Policy for 5 year uniform purchase rotation was implemented during the 2001-2002 school year	Ongoing
Coaches Stipends	Stipends in similar sports were equalized	Ongoing
Softball Facility	Construction of on campus facility.	Construction begun Fall 2006. Anticipated completion Spring 2007
Weight Room schedule	Weight room times were assigned to sports upon request.	Official duty of strength and conditioning coach beginning in February 2003. Ongoing
Policy for display of awards and trophies	Written policy in place	Ongoing
Improve administrative oversight of athletic budgets and expenditures	Booster groups informed of financial reporting responsibilities. Booster club handbook developed and distributed.	Ongoing
Coaching experience for female sports	Continue to seek experienced candidates for girl's assistant and head coaching positions.	Ongoing as vacancies occur

Principal's Signature:



Date:

07/06/07



ROWAN COUNTY SENIOR HIGH SCHOOL

499 VIKING DRIVE MOREHEAD, KY 40351

606-784-8956 FAX 606-784-1067

Mark A. Murray, Principal

May 2, 2007

Mr. Larry Boucher, Assistant Commissioner
KHSAA
2280 Executive Drive
Lexington, KY 40505

Dear Mr. Boucher:

This letter is an addendum to our Title IX report for the 2006-2007 school year. At the advice of Fran Edwards, we were asked to clarify some of the responses from the 2006 student interest survey reported on form T3 in the 2006-2007 report.

Based on the information received via the 2006 student survey, there is significant interest in three activities not currently offered as interscholastic sports at Rowan County Senior High School. The first of these is bowling.

The local bowling alley in Morehead (The Great Viking Bowling Center) currently sponsors a bowling team for 14-18 year old high school students. This team competes against other area teams in a similar age group. This group is not school affiliated and is not financial support by the school system. This team does meet the interests of our male and female students, and because the KHSAA does not currently sponsor bowling as a sport, is a wonderful opportunity for these students.

The second sport noted on the student interest survey is archery. The Rowan County Middle School offers an intramural archery group and competes in an annual state competition. This program has not been carried over to the high school, but we are currently looking into offering archery as an intramural activity as it is not a sport sanctioned by the KHSAA.

The final sport that was reported as having significant student interest was JV tennis. We do have adequate numbers of students in our boy's and girl's tennis programs to field JV teams, however in our area many other schools do not. While we do not have a "JV Tennis team" all of the students participating in tennis do get an opportunity to compete when the schools we play have adequate numbers to allow matches.

May 2, 2007

Please consider this information when evaluating our 2006-2007 Title IX report and please contact me if you have any additional questions or concerns.

Sincerely,

A handwritten signature in cursive script, appearing to read "Ronald R. Gruber".

Ronald R. Gruber
Athletics Director