



# **KHSAA TITLE IX ANNUAL REPORT SUBMISSION STATUS REPORT 2007-2008**

KHSAA  
Form T65  
Revised 3/08

TO: KHSAA Member School Superintendents, Principals, and Athletic Directors

FROM: Brigid L. DeVries, Commissioner  
Larry Boucher, Assistant Commissioner

Date: 5/19/2008

School	Pikeville High School	Reviewed by	Jenny McCarty
--------	-----------------------	-------------	---------------

The following is a status report regarding the required 2007 - 2008 Title IX Annual Report submission of forms due into the KHSAA office by April 15, 2008. Appropriate KHSAA Audit Team personnel have reviewed these forms and the following is a summary of this review.

**I. Checklist of Forms properly submitted in a satisfactory manner:**

<input checked="" type="checkbox"/>	GE 19 (Annual Verification)	<input checked="" type="checkbox"/>	T-35 (Budget Expenses)
<input checked="" type="checkbox"/>	T-1 (Summary Program Chart 1)	<input checked="" type="checkbox"/>	T-36 (Budget Expenses)
<input checked="" type="checkbox"/>	T-2 (Summary Program Chart 2)	<input checked="" type="checkbox"/>	T-41 (Checklist – Overall Interscholastic Program)
<input checked="" type="checkbox"/>	T-3 (Summary Program Chart 3)	<input checked="" type="checkbox"/>	T-60 (Corrective Action Plan)
<input checked="" type="checkbox"/>	T-4 (Summary Program Chart 4)	<input checked="" type="checkbox"/>	T-63 (Interscholastic Survey Results)

**II. Status**

A.	<input checked="" type="checkbox"/>	2007 – 2008 Forms are satisfactory and no further information or action is necessary at this time.
B.		Errors have been noted with respect to the following forms:
C.		The following forms were omitted and must be submitted by school representatives:
D.		<p>According to the 2007-2008 data, the school appears to be meeting the standards established in:</p> <p><input checked="" type="checkbox"/> Test 1 (Athletic participation is proportionate to enrollment)</p> <p><input type="checkbox"/> Test 2 (History and continuing practice of program expansion)</p> <p><input checked="" type="checkbox"/> Test 3 (Full and effective accommodation of interests and abilities)</p>
E.		<p>Other Recommendation and Comments:</p> <ul style="list-style-type: none"> <li>Your Gender Equity Review Committee should closely monitor spending for athletics. This year you spent \$468 more dollars on male participants than females. Because you are a school that offers football we would expect that the difference in spending not be more than 100.00.</li> <li>Thanks for all you hard work!</li> <li>Travel is not reported for all sports. If the Board of Education pays for travel this should be included in your reporting of expenditures.</li> </ul>



**KENTUCKY HIGH SCHOOL ATHLETIC ASSOCIATION**  
**2007-2008 ANNUAL VERIFICATION OF TITLE IX PROCEDURES**

KHSAA Form GE19  
Rev.12/07

(To be submitted by April 15, 2008 along with other required forms)

The Pikeville High School, Pikeville, KY 41501  
(Name of High School) (City)

certifies to the Kentucky High School Athletic Association that the following is an accurate and true representation of the facts surrounding compliance with 20 U.S.C. Sections 1681-1688, et. Seq. (also known as Title IX)

**I certify the following provisions in accordance with records at the school contained in the permanent Title IX file, at least one copy of which must be maintained in the Principal's office, and to the best of my knowledge have completed the following tasks.**

Established a gender equity committee at the high school. (list committee personnel and provide attachment if necessary)

Name	Address	Phone	Title
(Supt., Principal, Student, Parent, Coach, Etc.)			

PHS Athletic Committee, 120 Championship Drive, Pikeville, KY 41501. The athletic committee consist of all head coaches, site base council members, principal, board members, booster club presidents, 10 lay members both women and men (see attached list of coaches and athletic committee members). This committee meets 4 times per year and has meet on the following dates up to today: Oct. 15, 2007, Dec. 4, 2007, March 17, 2008 and is scheduled to meet May 19 <sup>th</sup> , 2008.

Scheduled a minimum of three meetings during the 2007-2008 school year on the following dates:

Oct. 15 <sup>th</sup> , 2007
------------------------------

Dec. 4, 2007
--------------

March 17, 2008
----------------

Designated the following person(s) as the Title IX coordinator for the school:

Name	Title	Address	Phone
Kevin Garriss	Athletic Director	120 Championship Drive, Pikeville, KY 41501	606-432-0185

Designated the following person(s) as the Title IX coordinator for the district:

Name	Title	Address	Phone
Jane Campbell	Instructional Supervisor	148 2 <sup>nd</sup> St Pikeville, KY 41501	606-432-8161

School personnel are continuing to make periodic reviews of the boys' and girls' athletics program reflected in the Corrective Action Plan.

In addition to the above information, the above referenced school maintains a complete permanent file relative to Title IX records including copies of the self-assessment audit, all corrective action plans, and other related materials.

R. J. M. [Signature]  
Principal's Signature


4-15-08 20  
Date




**KENTUCKY HIGH SCHOOL ATHLETIC ASSOCIATION**  
**2007-2008 ANNUAL VERIFICATION OF TITLE IX PROCEDURES**

KHSAA Form GE19  
Rev. 12/07

(To be submitted by April 15, 2008 along with other required forms)

  
Superintendent Signature

  
School Board Chairpersons' Signature

(Send original copy to KHSAA - Maintain duplicate in Title IX school folder)

Forrest B. Beeler, II  
P. O. Box 293  
Pikeville, KY. 41502

Dr. Tom Hartsock  
161 College Street  
Pikeville, KY. 41501  
432-3603

Dr. Mark Myers  
P. O. Box 260  
Pikeville, KY. 41502  
437-7587

Billy Rowe  
159 Cecil Hills Drive  
Pikeville, KY. 41501  
433-0555

Greg Tackett  
149 Mays Branch Road  
Pikeville, KY. 41501  
432-8132

2007-2008  
PIKEVILLE HIGH SCHOOL ATHLETIC COMMITTEE

Kevin Garris – Athletic Director and Co-Chairman  
Rusty Davis – Co-Chairman

Nikki Cole  
Jeannie Stone  
Alyson Justice  
Lisa Wheeler  
Barbara Adams  
Trish Chaney  
Steve Priode  
Mike Spears  
Bart Williams  
Cindy Stuart  
Kendall Cecil  
Hagan Bush  
Lisa Bush  
Mike Jackson  
John Elliot  
Libby White  
Billie Stanley  
Dan Houston  
Dr. Seema Sachedava  
Sheila Shull  
Terri Carter  
Mark Myers  
Howard Lockhart  
George Childers  
Anna Lou Shurtleff  
Jessica Parrish  
Susan Lockhart  
Mike Copley  
Bill Staggs  
Buddy Beeler  
Jeanette Elder

COACHING STAFF  
2007-2008

FOOTBALL

Mike Jackson  
Mike Copley  
Mike Roberts  
Jason Anderson  
Matt Branham

BOYS BASKETBALL

Bart Williams  
Lee Jones  
Denny Paul May  
Todd May  
Corey Russell

GIRLS BASKETBALL

Cindy Stuart  
Maria Shockey  
Autumn Hensley

GIRLS SOCCER

Nikki Cole  
Andy Newsome

BOYS SOCCER

Hagen Bush

TRACK

Libby White  
Kevin Lockhart  
Ginger Taylor  
Andy Newsome

BOYS/GIRLS CROSS COUNTRY

Libby White

BASEBALL

Steve Priode  
Adam Collins

SOFTBALL

Nikki Cole  
Ken Schmidt

VOLLEYBALL

Sheila Shull

BOYS GOLF

Eddie Venters

GIRLS GOLF

Cindy Stuart

TENNIS

Dan Houston

**2007-2008**  
**ACCOMMODATION OF INTERESTS AND ABILITIES**  
**SUMMARY PROGRAM CHART 1**

KHSAA  
Form T1  
Rev.12/07

**Participation Opportunities Test One**

		(Column 1)	(Column 2)	(Column 3)	(Column 4)
	Program	Enrollment	Percentage of Total Enrollment	Number of Interscholastic Participants (double and triple count)	Percentage of Total Participation
Row 1	GIRLS	164	46	139	47%
Row 2	BOYS	190	54	159	53%
Row 3	Totals	354	100%	298	100%

**Instructions:**

\*Number of 8<sup>th</sup> grade students & below used in Column 3 and Column 4 calculations if applicable: 41

- Determine the total number of girls enrolled, (place in Row 1, Column 1). Determine the total number of boys enrolled, (place in Row 2, Column 1).
- Add the total number of girls and boys enrolled to determine total enrollment, (place in Row 3, Column 1).
- Calculate the percentage of total enrollment that is female. (Divide Row 1, Column 1 by Row 3, Column 1 and place in Row 1, Column 2.) Calculate the percentage of total enrollment that is male. (Divide Row 2, Column 1 by Row 3, Column 1 and place in Row 2, Column 2.) Note: Row 1, Column 2 plus Row 2, Column 2 should total 100%.
- Ask the head coaches to review the most updated eligibility or squad lists for their teams. Ask coaches to confirm the names of those individuals who are on the team as of the first **date of regular season competition**, and cross out the names of those who were cut from the team or quit the team prior to the first regular season competitive event. Determine the total number of interscholastic athletics participants that are girls, (and place in Row 1, Column 3). In order to determine the total number of athletics participants, an individual should be counted each time he or she participates on a team. For example, if Jane Doe competes on the varsity volleyball team, the junior varsity volleyball team, the junior varsity basketball team, and the varsity softball team, she should be counted as four participants (**do not include club or intramural sports participants, cheerleaders, dance teams, or pom squads**). Calculate the same way for boys and girls. \* In addition, should 8<sup>th</sup> grade students and below play on a Freshman, Junior Varsity, or Varsity team, they should also be counted for each team and sport on which they participate. If applicable, please asterisk the above notation as to how many 8<sup>th</sup> grade students & below are included in the totals.  
Using the same procedure, determine the total number of interscholastic athletic participants that are boys, (and place in Row 2, Column 3). Add Row 1, Column 3 plus Row 2, Column 3 to get total participants and place in Row 3, Column 3.
- Calculate the percentage of female participation. (Row 1, Column 3 divided by Row 3, Column 3 and place in Row 1, Column 4.)  
Calculate the percentage of male participation. (Row 2, Column 3 divided by Row 3, Column 3 and place in Row 2, Column 4.) Note: Row 1, Column 4 plus Row 2, Column 4 should total 100%.

Note: While being within three percent is not a formal compliance standard; if the percent listed in Row 1, Column 4 is within 3% of Row 1, Column 2, then it provides a good target within which compliance is likely.

**Principal's Signature:** R. J. Mann **Date:** 4-15-08  
Copyright 1999, Good Sports, Inc., Title IX and Gender Equity Specialists. All rights reserved.

**2007-2008**  
**ACCOMMODATION OF INTERESTS AND ABILITIES**  
**SUMMARY PROGRAM CHART 2**

KHSAA  
Form T2  
Rev. 12/07

**Participation Opportunities Test Two**

			Column 1	Column 2	Column 3	Column 4	Column 5
Program			Number of Teams Currently Offered	Number of Participants	Number of Teams Added Since the beginning of the 2003-2004 School Year	Current Number of Participants for each team added Since the beginning of the 2003-2004 School Year	Percent of Total Participation By Sex Added Since the beginning of the 2003-2004 School Year
<b>GIRLS</b>	Row 1	varsity:	8	108	0	0	
	Row 2	j.v.:	3	24	0	0	
	Row 3	frosh:	1	7	0	0	
	Row 4	total:	12	139	0	0	0
<b>BOYS</b>	Row 5	varsity:	8	122	0	0	
	Row 6	j.v.:	3	32	0	0	
	Row 7	frosh:	2	5	0	0	
	Row 8	total:	13	159	0	0	0

- 1) For Column 1, list the number of interscholastic teams offered for girls and boys at each competitive level (varsity, junior varsity, and freshman). For girls, total each of the entries in Rows 1, 2, and 3 into Row 4. For boys, total Rows 5, 6, and 7 into Row 8.
- 2) For Column 2, list the number of participants at each level. For girls, total each of the entries in Rows 1, 2, and 3 into Row 4. For boys, total Rows 5, 6, and 7 into Row 8. **Note:** The totals in Row 4 for girls and in Row 8 for boys must be the same as the totals in Form T-1, Column 3, Rows 1 and 2 respectively.
- 3) For Column 3, list the number of interscholastic teams that have been added in the last five years at each competitive level. Count each team added during the 5 year period only one time. e.g. Girl's junior varsity soccer was added 3 years ago, count the team only once, not 3 times. For girls, total the entries in Rows 1, 2, and 3 into Row 4. For boys, total Rows 5, 6, and 7 into Row 8.
- 4) For Column 4, list the number of participants that are **currently** on each level of the teams that were added in the last five years. If a team was added previously but no longer exists, there are no current participants to be added for that team. For girls, total the entries in Rows 1, 2, and 3 into Row 4. For boys, total Rows 5, 6, and 7 into Row 8.
- 5) For Column 5, calculate the percentage of participants that have been added in the last five years. For girls, take the number in Column 4, Row 4 and divide by the number in Column 2, Row 4. For boys, take the number in Column 4, Row 8 and divide it by the number in Column 2, Row 8.

Note: If the percentage of current participants added in the last five years is 25% or greater, compliance with Test Two may be possible. If less than 25%, then compliance with Test Three should be analyzed. **CAUTION:** 25% is not a formal compliance standard.



Principal's Signature: R. J. Mayo Date: 4-15-08

**2007-2008**  
**ACCOMMODATION OF INTERESTS AND ABILITIES**  
**SUMMARY PROGRAM CHART 3**

KHSAA  
Form T3  
Rev. 12/07

**Participation Opportunities Test Three**

FOR ANY QUESTION ANSWERED "YES" IDENTIFY THE RESPECTIVE SPORT(S).

	GIRLS (Yes / No)		BOYS (Yes / No)
1. For a sport <u>not</u> currently offered in your interscholastic athletics program, is there sufficient interest to form a viable interscholastic team based on participation on an intramural team.	Yes Bowling		Yes Volleyball
2 For a sport <u>not</u> currently offered, is there sufficient interest, based on the responses to your most recent Student Interest Survey, to form a viable interscholastic team for a sport not currently offered. If yes, what sport?	Yes		Yes
3. For a sport currently offered at the junior varsity or freshman level is there sufficient interest, based on your most recent Student Interest Survey, to form a varsity team not currently offered?	No		No
4. For a sport currently offered at the varsity level only, is there sufficient interest, based on your most recent Student Interest Survey, to form a viable team for a junior varsity or freshman team that is not currently offered?	No		No
5. If you answered YES to question (1), (2), (3), or (4), are there enough high schools in the geographic area offering the sport (at the appropriate level) to allow for the development of a reasonable schedule of competition?	No		No

Plans to Address Interest:

- See corrective action plan

Principal's Signature :

*R. J. Mayo*

Date:

*4-15-08*

**2007-2008**  
**ACCOMMODATION OF INTERESTS AND ABILITIES**  
**SUMMARY PROGRAM CHART 4**

**Levels of Competition Test One**

		Column 1	Column 2	Column 3
Girls	Team Levels	Number of Teams Currently Offered	Number of Participants	Percentage of Participants at Each Level
Row 1	varsity:	8	108	78%
Row 2	j.v.:	3	24	17%
Row 3	frosh:	1	7	5%
Row 4	total:		139	100%
Boys				
Row 5	varsity:	8	122	77%
Row 6	j.v.:	3	32	20%
Row 7	frosh:	2	5	3%
Row 8	total:		159	100%

- 1) Column 1, list the number of interscholastic teams offered for girls and boys at each competitive level; varsity, junior varsity, and freshman. (Refer to Form T-2, Accommodation of Interests and Abilities, Summary Program Chart 2, Column 1.)
- 2) For Column 2, list the number of participants at each level. For girls, total the entries in Rows 1, 2, and 3 into Row 4. For boys, total the entries in Rows 5, 6, and 7 into Row 8. (Refer to Form T-2, Accommodation of Interests and Abilities, Summary Program Chart 2, Column 2.)
- 3) For Column 3, calculate the percentage of female and male participants at each level.  
For girls' varsity, junior varsity, and frosh, respectively:
  - Divide Column 2, Row 1 by Column 2, Row 4, and place the percentage in Column 3, Row 1
  - Divide Column 2, Row 2 by Column 2, Row 4, and place the percentage in Column 3, Row 2.
  - Divide Column 2, Row 3 by Column 2, Row 4, and place the percentage in Column 3, Row 3.
  -
 For boys' varsity, junior varsity, and frosh, respectively:
  - Divide Column 2, Row 5 by Column 2, Row 8, and place the percentage in Column 3, Row 5.
  - Divide Column 2, Row 6 by Column 2, Row 8, and place the percentage in Column 3, Row 6.
  - Divide Column 2, Row 7 by Column 2, Row 8, and place the percentage in Column 3, Row 7.

Principal's Signature: R. J. May Date: 4-15-08

**2007-2008  
ACTUAL EXPENDITURES - PROGRAM COMPARISON CHART 1  
TO INCLUDE BOOSTER CLUB FUNDING**

	equipment and supplies		travel		awards		coaches' salaries (to include supplemental and extended employment; dollar amount required)		facilities improvements		publications (if sport-specific)	
	Expenditures		Expenditures		Expenditures		Expenditures		Expenditures		Expenditures	
	School	Booster	School	Booster	School	Booster	School	# Coaches for all levels / # Teams for all levels	School	Booster	School	Booster
G basketball	4300	1700	200	4400	200	100	14900	3 / 3				2800
B basketball	4200	6800	500	2600	200	100	24600	5 / 3				2800
G softball	1500	2900		3000		100	3900	2 / 2				
B baseball	1100	7000	300	1700		100	4700	2 / 2		2200		
G cross country	100	400	300		100	100	1100	1 / 1				
B cross country	100	400	300		400	100	1100	1 / 1				
G golf	1800		700		300		1100	1 / 1				
B golf	800				300		900	1 / 1				
G soccer	1400	3100	300		700	300	2800	2 / 1				1000
B soccer	1400	3100	300		600	300	1600	1 / 1				1000
G swimming												
B swimming												

1. Total expenditures on T-35 and T-36 on the 2007-2008 year report due by April 15, 2008, should reflect the total monies spent (rounded off to nearest dollar) for the entire school year of 2006-2007 ending June 30, 2007.
2. Booster Club Funding/Contributions must be included in the above expenditures total. (Note: It is illegal for coaches to be paid by Booster Clubs - Reference KHSAA Bylaw 27)

Principal's Signature: R. J. Mc

Copyright 1999, Good Sports, Inc., Title IX and Gender Equity Specialists. All rights reserved.

Date: 4-15-08

KHSAA  
Form T-36  
REV. 12/07

**2007-2008  
ACTUAL EXPENDITURES - PROGRAM COMPARISON CHART 2  
TO INCLUDE BOOSTER CLUB FUNDING**

	equipment and supplies		travel		awards		coaches' salaries (to include supplemental and extended employment; dollar amount required)		facilities improvements		publications (if sport-specific)	
	Expenditures		Expenditures		Expenditures		Expenditures		Expenditures		Expenditures	
	School	Booster	School	Booster	School	Booster	School	# of Coaches for all levels / # of Teams for all levels	School	Booster	School	Booster
G track	1800	400			200	100	3600	2				
B track	1800	400				100	3600	2				
G tennis							1200	1				
B tennis					100		1200	1				
G volleyball	1300				200	300	1700	1				
B wrestling												
G (list sport)												
B football	17700	13600		1100	500	1300	28800	6	3200		6600	
G (list sport)												
B (list sport)												

1. Total expenditures on T-35 and T-36 on the 2007-2008 year report due by April 15, 2008, should reflect the total monies spent (rounded off to nearest dollar) for the entire school year of 2006-2007 ending June 30, 2007.

2. Booster Club Funding/Contributions must be included in the above expenditures totals.

Indicate percentage of total expenditures for each gender: (If disparities are obvious, list on your Corrective Action Plan (T-60) what action you will take to correct the problem).

Gender	Expenditures	Percentage
Boys	\$150,300	69%
Girls	\$66,400	31%
Total:	\$216,700	100%

Principal's Signature: R. J. May

Date: 4-15-08

Copyright 1999, Good Sports, Inc., Title IX and Gender Equity Specialists. All rights reserved.

## 2007-2008 KHSAA TITLE IX ATHLETICS AUDIT

KHSAA  
Form T41  
Rev. 12/07

### Checklist - Overall Interscholastic Athletics Program

#### *DIRECTIONS:*

For the Areas of Compliance (Opportunities and Benefits) listed on the left hand side of the page, place a checkmark under the appropriate column identifying whether your school provided an advantage to the Girls' Program, or to the Boys' Program or to Neither Program. A review of T-35 and T-36 spending patterns might be helpful in completing this form.

Areas of Compliance:	ADVANTAGE TO:		
	GIRLS' PROGRAM	BOYS' PROGRAM	NEITHER PROGRAM
<b>OPPORTUNITIES</b>			✓
Accommodation of Interest and Abilities			✓
<b>BENEFITS</b>			✓
Equipment and Supplies			✓
Scheduling of Games and Practice Time			✓
Travel and Per Diem Allowances			✓
Coaching			✓
Locker Rooms, Practice and Competitive Facilities			✓
Medical and Training Facilities and Services			✓
Publicity			✓
Support Services			✓
Athletic Scholarships			✓
Tutoring			✓
Housing and Dining Facilities and Services			✓
Recruitment of Student Athletes			✓

If an advantage is shown, corrective action should be shown on T-60 (Corrective Action Plan).

Principal's Signature: R. J. Mays Date: 4-15-08

SCHOOL NAME

2007-2008

TITLE IX

CORRECTIVE ACTION PLAN


Pikeville

## DIRECTIONS:

1. For Column 1, indicate the intended area (Opportunities or Benefits) which needs corrective action in order to achieve gender equity. For Column 2, write the suggested change or activities that will correct the area in need of alteration. For Column 3, include the estimated completion date for the changes or activities.
2. It is possible to attain compliance with Title IX and no longer need "corrective" action. However, the KHSAA strongly encourages compliant schools to identify items for improvement (Column 1), activities to accomplish the improvement (Column 2) and a timetable for completion (Column 3) that will strengthen the athletic program.
3. You may copy this form as needed. Please attach corrective action plans along with audit forms and submit by April 15, 2008.

COLUMN 1	COLUMN 2	COLUMN 3
ITEM FOR CORRECTION/ IMPROVEMENT	SUGGESTED CHANGE/ ACTIVITIES	TIME TABLE FOR CORRECTIVE ACTION/ AND OR COMPLETION DATE
Continue to recruit female student athletes into programs offered	For all female sports offered.	2009 - 2010
Need to add freshmen teams -- to have equal representation. Volleyball to add freshmen team	Add freshmen girls volleyball team.	2008- 2009
Baseball -- Locker room	Have a designated baseball locker room constructed in the existing facility under the grand stand at the baseball field.	2009- 2010
Jr. High Volleyball	2007 -- 08 Season has 30 females on the team playing a full schedule which began March 2008	2007 -- 08
Volleyball -- hire an assistant volleyball coach -- which would be a paid position.	Adding an assistant coach beginning July 1 <sup>st</sup> , 2008 (which is a paid position)	2008 - 09

Principal's Signature:



Date:

4-15-08



2007-2008 INTERSCHOLASTIC  
ATHLETICS SURVEY  
Summary of Student Responses

KHSAA  
Form T63  
Rev.12/07

School Name: PIKEVILLE

Enrollment

(9-12 Grade): (SHOULD AGREE WITH FORM T-1, COLUMN 1, ROW 3)

Number of 9-11 Grade Students Surveyed: 268

Number of 8<sup>th</sup> Grade Students Surveyed: 76

Date: 4-14-08

Completed By: Kevin Garriss

**Instructions:**

1. Summarize the Student Athletics Interest Surveys Form T-61 by listing the total number of responses on the line next to each sport.
2. Under the Other Category please provide a listing of the sports as well as the number of students who are interested in participating.
3. Please sign and date this Summary Form (T-63) and mail this Summary Form only to the KHSAA by April 15, 2008. Do not mail the student surveys (Form T-61). However, these Forms should be maintained in your files in the event they are requested subsequently.

344 Number of Surveys  
318 Total Returned (*A minimum of 80% return is expected*)  
8-11 Grades Surveyed (*Should be grades 9-11 and 8<sup>th</sup> grade if school has a feeder system*)

How Was The Survey Administered? It was given in all English classes  
(e.g. was it given in all English classes, or all home rooms, or advisee/advisor?)

**KHSAA Sanctioned Fall Sports** (*List Total Number of Participation Responses*)

14 Cross Country (Girls)  
25 Cross Country (Boys)  
62 Football (Boys)  
16 Golf (Girls)  
28 Golf (Boys)  
30 Soccer (Girls)  
19 Soccer (Boys)  
39 Volleyball (Girls)



**Winter Sport** (List Total Number of Participation Responses)Form T-63  
Rev. 12/07

26 Basketball (Girls)  
96 Basketball (Boys)  
27 Indoor Track (Girls)  
28 Indoor Track (Boys)  
16 Swimming & Diving (Girls)  
27 Swimming & Diving (Boys)  
24 Wrestling (Boys)

**Spring Sport** (List Total Number of Participation Responses)

42 Baseball (Boys)  
34 Fast Pitch Softball (Girls)  
23 Tennis (Girls)  
19 Tennis (Boys)  
40 Track (Girls)  
39 Track (Boys)

**Non-KHSAA Championship Sports** (From Student Survey T-61 Question 10)

79 Archery  
23 Field Hockey  
92 Bowling  
8 Gymnastics (Boys)  
74 Gymnastics (Girls)  
52 Ice Hockey  
63 Lacrosse (Boys)  
29 Lacrosse (Girls)  
47 Rifle  
47 Rodeo  
16 Slow Pitch Softball  
33 Volleyball (Boys)  
4 Water Polo  
29 Weightlifting

**Number of Students who participate in Intramural Sports**

(From Student Survey T-61 Question 5)

<b>Sport</b>	<b>Number</b>
Softball	2
Swimming	2
ping pong	6
lacrosse	1
bowling	2
martial arts	8
mens volleyball	8
skiing	8
paintball	8
motocross	8
streetball / flag football	8

**List Intramural Sports students are interested in adding:***(From Student Survey T-61 Question 6)*

Form T-63

Rev. 12/07

<u>Sport</u>	<u>Number</u>
Swimming	3
motocross	3
bowling	2
hockey	2

**Participation in Non-School Sports Activities***(From Student Survey T-61 Question 7)*

<u>Sport</u>	<u>Number</u>
Apn Basketball	17
Martial Arts	5
Motocross	5
Baseball	4
Bowling	4

**Reasons for not participating in interscholastic athletics***(From Survey Question 8)*

30	I prefer other activities such as band, chorus, etc.
36	I don't have time
16	The practice schedules and game times are inconvenient
22	The sport I like isn't offered
5	It's too expensive
7	I prefer to participate in club or intramural sports
19	Working
11	Other:

don't care, lazy, I have a life, heart problem  
helping my parents, church activities

Student Suggestions to encourage participation

- ① Different variety of sports
- ② Needs to be fun
- ③ Offer class benefits
- ④ Create new sports, sports save lives
- ⑤ For coaches to realize we are teens not pro athletes, because we love it, not for anything else.

R. J. Mayo

4-15-08

**Principal's Signature****Date**