

**KHSAA TITLE IX  
ANNUAL REPORT SUBMISSION  
STATUS REPORT  
2009-2010**

KHSAA  
Form T65  
Revised 4/09

TO: KHSAA Member School Superintendents, Principals, and Athletic Directors

FROM: Brigid L. DeVries, Commissioner  
Darren Bilberry, Assistant Commissioner

DATE: June 9, 2010

School	East Ridge High School	Reviewed by	Gordon Bocock
--------	------------------------	-------------	---------------

The following is a status report regarding the required 2009 - 2010 Title IX Annual Report submission of forms due into the KHSAA office by April 15, 2010. Appropriate KHSAA Audit Team personnel have reviewed these forms and the following is a summary of this review.


I. Checklist of Forms properly submitted in a satisfactory manner:

<input checked="" type="checkbox"/>	GE 19 (Annual Verification)	<input checked="" type="checkbox"/>	T-35 (Budget Expenses)
<input checked="" type="checkbox"/>	T-1 (Summary Program Chart 1)	<input checked="" type="checkbox"/>	T-36 (Budget Expenses)
<input checked="" type="checkbox"/>	T-2 (Summary Program Chart 2)	<input checked="" type="checkbox"/>	T-41 (Checklist – Overall Interscholastic Program)
<input checked="" type="checkbox"/>	T-3 (Summary Program Chart 3)	<input checked="" type="checkbox"/>	T-60 (Corrective Action Plan)
<input checked="" type="checkbox"/>	T-4 (Summary Program Chart 4)	<input checked="" type="checkbox"/>	T-63 (Interscholastic Survey Results)

II. Status

A.	<input checked="" type="checkbox"/>	2009– 2010 Forms are satisfactory and no further information or action is necessary at this time.
B.		Errors have been noted with respect to the following forms:
C.		The following forms were omitted and must be submitted by school representatives:
D.		<p>According to the 2009-2010 data, the school appears to be meeting the standards established in:</p> <p><input checked="" type="checkbox"/> Test 1 (Athletic participation is proportionate to enrollment)</p> <p><input type="checkbox"/> Test 2 (History and continuing practice of program expansion)</p> <p><input checked="" type="checkbox"/> Test 3 (Full and effective accommodation of interests and abilities)</p>
E.		<p>Other Recommendation and Comments:</p> <p>At the present time East Ridge appears to be meeting the standards necessary to pass Test 1 and Test 3, however the passing of Test 3 is in question because of the interest shown in the recently given survey (see below).</p> <p>For the second year in a row the expenditures for Boys and Girls spending was out of balance. With the figures given in the report last year the overall boys spending was \$394.74 per male athlete and \$268.74 for female athletes with a difference of \$125.00. The figures given in the report this year showed \$417.87 was spent per male athlete compared to \$274.35 spent per female athlete for a difference of \$143.52. When you are a football playing school these figures will never be equal but when the difference in</p>


E. cont'd	<p>spending per male athlete compared to per female athlete is more than \$100.00 a potential red flag goes up. With this increasing for the second year in a row it is <b><u>highly recommended</u></b> that the Gender Equity Committee meet and come up with a plan to eliminate this potential RED FLAG concern.</p> <p>A Student Interest Survey was given to the students in grades 8 thru 11 with a very low percentage on surveys returned (85%). The survey showed that the student body has sufficient interest in sports not currently offered at East Ridge High School. The non-offered sports that students showed interest in were . . . . .</p> <ul style="list-style-type: none"> <li>• Girls Golf</li> <li>• Girls Soccer</li> <li>• Boys Soccer</li> <li>• Girls Swimming</li> <li>• Girls Tennis</li> </ul> <p>In this report there is no evidence given that the Gender Equity Committee took any additional steps to see if this interest was genuine. No Gender Equity Committee meeting minutes indicate that the group even discussed this. There is no evidence that a second meeting was called for students interested in any of these sports. All of this should be documented in the Gender Equity Committee minutes that should have been sent in with this Annual Report. This is very much a potential Red Flag situation that the <b><u>Gender Equity Committee</u></b> needs to address.</p>
--------------	---



APR 15 2010

East Ridge High School  
Annual Title IX Report  
2009-2010





**KENTUCKY HIGH SCHOOL ATHLETIC ASSOCIATION**  
**2009-2010 ANNUAL VERIFICATION OF TITLE IX PROCEDURES**  
(To be submitted by April 16, 2010 along with other required forms)

KHSAA Form GE10  
Rev. 04/09

The East Ridge High School, Lick Creek, Kentucky  
(Name of High School) (City)

certifies to the Kentucky High School Athletic Association that the following is an accurate and true representation of the facts surrounding compliance with 20 U.S.C. Sections 1681-1688, et. Seq. (also known as Title IX). I certify the following provisions in accordance with records at the school contained in the permanent Title IX file, at least one copy of which must be maintained in the Principal's office, and to the best of my knowledge have completed the following tasks:

- I. Established a gender equity committee at the high school. (List committee personnel and provide attachment if necessary)

Name	Address	Phone	Title (Supt., Principal, Student, Parent, Coach, Etc.)
H. Mack Gibson	Elkhorn City, Ky	835-2811	Athletic Director
Donna Ratliff	East Ridge	835-2811	Finance Secretary
Denise Campbell	East Ridge	835-2811	Girls Head Basketball Coach
Steve Taylor	East Ridge	835-2811	Boys Coach
Jill Morgan	East Ridge	835-2811	Girls Coach
Breanna Bentley	East Ridge	835-2811	Student Athlete
Cody Williams	East Ridge	835-2811	Student Athlete

- II. Scheduled a minimum of three meetings during the 2009-2010 school year on the following dates:

September 3, 2009
March 11, 2010
April 6, 2010

- III. Designated the following person(s) as the Title IX coordinator for the school:

Name	Title	Address	Phone
H. Mack Gibson	Athletic Director	Elkhorn City	606-754-9374

- IV. Designated the following person(s) as the Title IX coordinator for the district:

Name	Title	Address	Phone
Ancie Casey	Pike Co. Athletic Director	3097 Pikeville	606-432-7700

School personnel are continuing to make periodic reviews of the boys' and girls' athletics program reflected in the Corrective Action Plan.

In addition to the above information, the above referenced school maintains a complete permanent file relative to Title IX records including copies of the self-assessment audit, all corrective action plans, and other related materials.

*K. A. P. S.*  
Principal's Signature

*4-9*  
Date

*2010*

*Roger Wagner*  
Superintendent Signature

*Fred Oliver*  
School Board Chairpersons' Signature

(Send original copy to KHSAA - Maintain duplicate in Title IX school folder)



**KENTUCKY HIGH SCHOOL ATHLETIC ASSOCIATION**  
**2009-2010 ANNUAL VERIFICATION OF TITLE IX PROCEDURES**  
(To be submitted by April 15, 2010 along with other required forms)

KHSAA Form GE19  
Rev. 04/09

The East Ridge High School, Lick Creek, Kentucky  
(Name of High School) (City)

certifies to the Kentucky High School Athletic Association that the following is an accurate and true representation of the facts surrounding compliance with 20 U.S.C. Sections 1681-1688, et. Seq. (also known as Title IX). I certify the following provisions in accordance with records at the school contained in the permanent Title IX file, at least one copy of which must be maintained in the Principal's office, and to the best of my knowledge have completed the following tasks:

- I. Established a gender equity committee at the high school. (List committee personnel and provide attachment if necessary)

Name	Address	Phone	Title (Supt., Principal, Student, Parent, Coach, Etc.)
H. Mack Gibson	Elkhorn City, Ky	835-2811	Athletic Director
Donna Ratliff	East Ridge	835-2811	Finance Secretary
Denise Campbell	East Ridge	835-2811	Girls Head Basketball Coach
Steve Taylor	East Ridge	835-2811	Boys Coach
Jill Morgan	East Ridge	835-2811	Girls Coach
Breanna Bentley	East Ridge	835-2811	Student Athlete
Cody Williams	East Ridge	835-2811	Student Athlete

- II. Scheduled a minimum of three meetings during the 2009-2010 school year on the following dates:

September 3, 2009
March 11, 2010
April 6, 2010

- III. Designated the following person(s) as the Title IX coordinator for the school:


Name	Title	Address	Phone
H. Mack Gibson	Athletic Director	Elkhorn City	606-754-9374

- IV. Designated the following person(s) as the Title IX coordinator for the district:

Name	Title	Address	Phone
Ancie Casey	Pike Co. Athletic Director	3097 Pikeville	606-432-7700

School personnel are continuing to make periodic reviews of the boys' and girls' athletics program reflected in the Corrective Action Plan.

In addition to the above information, the above referenced school maintains a complete permanent file relative to Title IX records including copies of the self-assessment audit, all corrective action plans, and other related materials.

  
Principal's Signature

4-9  
Date

2010

\_\_\_\_\_  
Superintendent Signature

\_\_\_\_\_  
School Board Chairpersons' Signature

*(Send original copy to KHSAA - Maintain duplicate in Title IX school folder)*



# **ACCOMMODATION OF INTERESTS AND ABILITIES SUMMARY PROGRAM CHART (Form T-1)**

## **Participation Opportunities: Test One - Proportionality**

		(Column 1)	(Column 2)	(Column 3)	(Column 4)
	Program	Enrollment	Percentage of Total Enrollment	Number of Interscholastic Participants (double and triple count)	Percentage of Total Participation
Row 1	GIRLS	344	48	121	47
Row 2	BOYS	373	52	134	53
Row 3	Totals	717	100%	255	100%

### Instructions:

\*Number of 8<sup>th</sup> grade students & below used in Column 3 and Column 4 calculations: 9

- Determine the total number of girls enrolled, (place in Row 1, Column 1).  
Determine the total number of boys enrolled, (place in Row 2, Column 1).
- Add the total number of girls and boys enrolled to determine total enrollment, (place in Row 3, Column 1).
- Calculate the percentage of total enrollment that is female. (Divide Row 1, Column 1 by Row 3, Column 1 and place in Row 1, Column 2.) Calculate the percentage of total enrollment that is male. (Divide Row 2, Column 1 by Row 3, Column 1 and place in Row 2, Column 2.) Note: Row 1, Column 2 plus Row 2, Column 2 should total 100%.
- Ask coaches to confirm the names of those individuals who are on the team as of the first **date of regular season competition**, and cross out the names of those who were cut from the team or quit the team prior to the first regular season competitive event. Determine the total number of interscholastic athletics participants that are girls, (and place in Row 1, Column 3). In order to determine the total number of athletics participants, an individual should be counted each time he or she participates on a team. For example, if Jane Doe competes on the varsity volleyball team, the junior varsity volleyball team, the junior varsity basketball team, and the varsity softball team, she should be counted as four participants (**do not include club or intramural sports participants, cheerleaders, dance teams, or pom squads**). Calculate the same way for boys and girls. \* In addition, should 8<sup>th</sup> grade students and below play on a Freshman, Junior Varsity, or Varsity team, they should also be counted for each team and sport on which they participate. If applicable, please asterisk in the above notation as to how many 8<sup>th</sup> grade students & below are included in the totals.  
Using the same procedure, determine the total number of interscholastic athletic participants that are boys, (and place in Row 2, Column 3). Add Row 1, Column 3 plus Row 2, Column 3 to get total participants and place in Row 3, Column 3.
- Calculate the percentage of female participation. (Row 1, Column 3 divided by Row 3, Column 3 and place in Row 1, Column 4.)  
Calculate the percentage of male participation. (Row 2, Column 3 divided by Row 3, Column 3 and place in Row 2, Column 4.) Note: Row 1, Column 4 plus Row 2, Column 4 should total 100%.

Note: While being within three percent is not a formal compliance standard, if the percent listed in Row 1, Column 4 is within 3% of Row 1, Column 2, then it provides a good target within which compliance is likely.

Principal's Signature: [Signature]

Date: 4-9-10



2009-2010

KHSAA Form T2  
Rev. 11/09

**ACCOMMODATION OF INTERESTS AND ABILITIES  
SUMMARY PROGRAM CHART (FORM T-2)  
PARTICIPATION OPPORTUNITIES: TEST TWO - PROGRAM EXPANSION**

		Column 1	Column 2	Column 3	Column 4	Column 5
Program		Number of Teams Currently Offered	Number of Participants	Number of Teams Added Since the beginning of the 2005-2006 School Year	Current Number of Participants for the 2009-2010 school year who are playing on teams added since the 2005-2006 School Year	Percent of Total Participation By Sex Added Since the beginning of the 2005-2006 School Year
<b>GIRLS Row 1</b>	<b>varsity:</b>	<b>5</b>	<b>65</b>			
<b>Row 2</b>	<b>j.v.:</b>	<b>3</b>	<b>40</b>			
<b>Row 3</b>	<b>frosh:</b>	<b>2</b>	<b>16</b>			
<b>Row 4</b>	<b>total:</b>	<b>10</b>	<b>121</b>			
<b>BOYS Row 5</b>	<b>varsity:</b>	<b>6</b>	<b>91</b>			
<b>Row 6</b>	<b>j.v.:</b>	<b>3</b>	<b>37</b>			
<b>Row 7</b>	<b>frosh:</b>	<b>2</b>	<b>6</b>			
<b>Row 8</b>	<b>total:</b>	<b>11</b>	<b>134</b>			

- 1) For Column 1, list the number of interscholastic teams offered for girls and boys at each competitive level (varsity, junior varsity, and freshman). For girls, total each of the entries in Rows 1, 2, and 3 into Row 4. For boys, total Rows 5, 6, and 7 into Row 8.
- 2) For Column 2, list the number of participants at each level. For girls, total each of the entries in Rows 1, 2, and 3 into Row 4. For boys, total Rows 5, 6, and 7 into Row 8. Note: The totals in Row 4 for girls and in Row 8 for boys must be the same as the totals in Form T-1, Column 3, Rows 1 and 2 respectively.
- 3) For Column 3, list the number of interscholastic teams that have been added in the last five years at each competitive level. Count each team added during the 5 year period only one time. e.g. Girl's junior varsity soccer was added 3 years ago, count the team only once, not 3 times. For girls, total the entries in Rows 1, 2, and 3 into Row 4. For boys, total Rows 5, 6, and 7 into Row 8.
- 4) For Column 4, list the number of participants that are currently on each level of the teams that were added in the last five years. If a team was added previously but no longer exists, there are no current participants to be added for that team. For girls, total the entries in Rows 1, 2, and 3 into Row 4. For boys, total Rows 5, 6, and 7 into Row 8.
- 5) For Column 5, calculate the percentage of participants that have been added in the last five years. For girls, take the number in Column 4, Row 4 and divide by the number in Column 2, Row 4. For boys, take the number in Column 4, Row 8 and divide it by the number in Column 2, Row 8.
- 6) **Note: If the percentage of current participants added in the last five years is 25% or greater for the underrepresented sex (most likely girls), compliance with Test Two may be possible. If less than 25%, then compliance with Test Three should be analyzed. CAUTION: 25% is not a formal compliance standard.**

Principal's Signature: Date: 4-9-10





**2009-2010  
ACCOMMODATION OF INTERESTS AND ABILITIES  
SUMMARY PROGRAM CHART (FORM T-3)**

KHSAA Form T3  
Rev. 11/09

**Participation Opportunities Test Three Full Accommodation**

**FOR ANY QUESTION ANSWERED "YES" IDENTIFY THE RESPECTIVE SPORT(S).**

	<b>GIRLS (Yes / No)</b>		<b>BOYS (Yes / No)</b>
1. Based on the responses from your most recent student survey, is there sufficient interest to form a viable interscholastic team for a sport not currently offered? If yes, what sport?	No		No
2. For a sport not currently offered at the varsity level, is there sufficient interest based on your most recent Student Interest Survey to form a viable team for an interscholastic freshman team or junior varsity team?	No		No
3. For a sport currently offered at the interscholastic Junior Varsity or freshmen level, is there sufficient interest, based on your most recent Student Interest Survey, to form a varsity team?	No		No
4. If you answered YES to question (1), (2), or (3), are there enough high schools in the geographic area offering the sport (at the appropriate level) to allow for the development of a reasonable schedule of competition?			
5. If you answered YES to question (1), (2), (3), or (4), are there enough high schools in the geographic area offering the sport (at the appropriate level) to allow for the development of a reasonable schedule of competition?			

Remember, test three – full accommodation means addressing the unmet interest of the underrepresented sex (most likely girls), not the overrepresented sex (most likely boys).

**Plans to Address Interest:**

Principal's Signature :  Date: 4-5-10





**2009-2010**  
**ACCOMMODATION OF INTERESTS AND ABILITIES**  
**SUMMARY PROGRAM CHART (FORM T-4)**

KHSAA Form T4  
Rev. 11/09

**Levels of Competition Test One**

		Column 1	Column 2	Column 3
Girls	Team Levels	Number of Teams Currently Offered	Number of Participants	Percentage of Participants at Each Level
Row 1	varsity:	5	65	54
Row 2	j.v.:	3	40	33
Row 3	frosh:	2	16	13
Row 4	total:		121	100%
Boys				
Row 5	varsity:	6	91	68
Row 6	j.v.:	3	37	28
Row 7	frosh:	2	6	4
Row 8	total:		134	100%

- 1) Column 1, list the number of interscholastic teams offered for girls and boys at each competitive level; varsity, junior varsity, and freshman. (Refer to Form T-2, Accommodation of Interests and Abilities, Summary Program Chart 2, Column 1.)
- 2) For Column 2, list the number of participants at each level. For girls, total the entries in Rows 1, 2, and 3 into Row 4. For boys, total the entries in Rows 5, 6, and 7 into Row 8. (Refer to Form T-2, Accommodation of Interests and Abilities, Summary Program Chart 2, Column 2.)
- 3) For Column 3, calculate the percentage of female and male participants at each level.  
For girls' varsity, junior varsity, and frosh, respectively:
  - Divide Column 2, Row 1 by Column 2, Row 4, and place the percentage in Column 3, Row 1
  - Divide Column 2, Row 2 by Column 2, Row 4, and place the percentage in Column 3, Row 2.
  - Divide Column 2, Row 3 by Column 2, Row 4, and place the percentage in Column 3, Row 3.  
For boys' varsity, junior varsity, and frosh, respectively:
  - Divide Column 2, Row 5 by Column 2, Row 8, and place the percentage in Column 3, Row 5.
  - Divide Column 2, Row 6 by Column 2, Row 8, and place the percentage in Column 3, Row 6.
  - Divide Column 2, Row 7 by Column 2, Row 8, and place the percentage in Column 3, Row 7.

Principal's Signature: K.T. [Signature]

Date: 4-9-10



**2009-2010 KHSAA TITLE IX ATHLETICS AUDIT (Form T-41)**  
**Checklist - Overall Interscholastic Athletics Program**

KHSAA Form T41  
Rev. 11/09

**DIRECTIONS:**

For the Areas of Compliance (Opportunities and Benefits) listed on the left hand side of the page, place a checkmark under the appropriate column identifying whether your school provided an advantage to the Girls' Program, or to the Boys' Program or to Neither Program. A review of T-35 and T-36 spending patterns might be helpful in completing this form.

Areas of Compliance:	ADVANTAGE TO:		
	GIRLS' PROGRAM	BOYS' PROGRAM	NEITHER PROGRAM
<b>OPPORTUNITIES</b>			
Accommodation of Interest and Abilities			X
<b>BENEFITS</b>			
Equipment and Supplies			X
Scheduling of Games and Practice Time			X
Travel and Per Diem Allowances			X
Coaching			X
Locker Rooms, Practice and Competitive Facilities			X
Medical and Training Facilities and Services			X
Publicity			X
Support Services			X
Housing and Dining			N/A
Tutoring			N/A
Athletic Scholarships			N/A

If an advantage/inequity is indicated, corrective action should be shown on the Corrective Action Plan, Form T-60.

Principal's Signature: Kc. 4/9/10 Date: 4-9-10



2009-2010

**ACTUAL EXPENDITURES - PROGRAM COMPARISON CHART 1 - (FORM T-35)  
TO INCLUDE BOOSTER CLUB FUNDING**

KHSAA Form T-35  
REV. 11/09

Sports	Equipment and Supplies		Travel		Awards		Coaches' salaries (to include supplemental and extended employment; dollar amount required)			Facilities improvements		Publications (if sport-specific)	
	Expenditures		Expenditures		Expenditures		Expenditures			Expenditures		Expenditures	
	School	Booster	School	Booster	School	Booster	School	# Coaches for all levels / # Teams for all levels		School	Booster	School	Booster
G basketball	4217	1113	2370				8500 + 34	3/3					
B basketball	4372	920	2569				8500 + 34	3/3					
G softball	2000	1010	2500				2500	1/2					
B baseball	2000	740	1841				2500	1/2					
G cross country	400		350				600	1/1					
B cross country	400		350				600	1/1					
G golf	0												
B golf	500		300				600	1/1					
G soccer	0												
B soccer													
G swimming	0												
B swimming													

1. Total expenditures on T-35 and T-36 on the 2009-2010 year report due by April 15, 2010 of each school year, should reflect the total monies spent (rounded off to nearest dollar) for the entire school year of 2008-2009 ending June 30, 2009.

2. Booster Club Funding/Contributions must be included in the above expenditures total. (Note: It is illegal for coaches to be paid by Booster Clubs - Reference KHSAA Bylaw 27)

Principal's Signature: K.A. [Signature]

Date: 4-9-10



2009-2010

# ACTUAL EXPENDITURES - PROGRAM COMPARISON CHART 2 - (Form T36) TO INCLUDE BOOSTER CLUB FUNDING

KHSAA Form T36  
REV. 11/09

Sports	Equipment and supplies		Travel		Awards		Coaches' salaries (to include supplemental and extended employment; dollar amount required)			Facilities improvements		Publications (if sport-specific)	
	Expenditures		Expenditures		Expenditures		Expenditures			Expenditures		Expenditures	
	School	Booster	School	Booster	School	Booster	School	# Coaches for all levels / # Teams for all levels		School	Booster	School	Booster
G track	1000		320				1000	1/1					
B track	1000		320				1000	1/1					
G tennis													
B tennis													
G volleyball	1763	451	1602				1500	1/2					
B wrestling													
G (list sport)													
B football	9720	2590	1672				13500	5/3					
G (list sport)													
B (list sport)													

1. Total expenditures on T-35 and T-36 on the 2009-2010 year report due by April 15, 2010, should reflect the total monies spent (rounded off to nearest dollar) for the entire school year of 2008-2009 ending June 30, 2009.

2. Booster Club Funding/Contributions must be included in the above expenditures totals. Indicate percentage of total expenditures for each gender: (If disparities are obvious, list on your Corrective Action Plan (T-60) what action you will take to correct the problem.)

Gender	Expenditures	Percentage
Boys	\$55,994	63
Girls	\$33,196	37
Total:	\$89,190	100%

417.89  
271.35  
146.54

Principal's Signature: K. S. K.

Date: 4-9-10



SCHOOL NAME : East Ridge

## 2009-2010 TITLE IX CORRECTIVE ACTION PLAN (FORM T-60)

**DIRECTIONS:**

1. For Column 1, indicate the intended area (Opportunities or Benefits) which needs corrective action in order to achieve gender equity. For Column 2, write the suggested change or activities that will correct the area in need of alteration. For Column 3, include the estimated completion date for the changes or activities.
2. It is possible to attain compliance with Title IX and no longer need "corrective" action. However, the KHSAA strongly encourages compliant schools to identify items for improvement (Column 1), activities to accomplish the improvement (Column 2) and a timetable for completion (Column 3) that will strengthen the athletic program.
3. You may copy this form as needed. Please attach corrective action plans along with audit forms and submit by April 15, 2010.

COLUMN 1	COLUMN 2	COLUMN 3
SPECIFIC ITEM FOR CORRECTION/ IMPROVEMENT	PLAN FOR SUGGESTED CHANGE	START DATE AND COMPLETION DATE OF CORRECTIVE ACTION
Make Weight Room more Female Friendly	Purchase weights more suitable for females	By end of school year 2011

Principal's Signature: *K. A. [Signature]*

Date: 4-9-10



INTERSCHOLASTIC ATHLETICS  
SURVEY (FORM T-63)  
Summary of Student Responses

KHSAA Form T63  
Rev. 11/09  
Page 1/3

School Year: 2009-2010  
School Name: East Ridge  
Enrollment  
(9-12 Grade): (SHOULD AGREE WITH FORM T-1, COLUMN 1, ROW 3) 717  
Number of 9-11 Grade Students Surveyed: 504  
Number of 8<sup>th</sup> Grade Students Surveyed: 194  
Date: 4-9-2010  
Completed By: H. Mack Gibson

Instructions:

1. Summarize the Student Athletics Interest Surveys Form T-61 by listing the total number of responses on the line next to each sport.
2. Under the Other Category please provide a listing of the sports as well as the number of students who are interested in participating.
3. Please sign and date this Summary Form (T-63) and mail this Summary Form only to the KHSAA by April 15. Do not mail the student surveys (Form T-61). However, these Forms should be maintained in your files in the event they are requested subsequently.

698 Number of Surveys  
573 Total Returned (*A minimum of 80% return is expected*)  
8-11 Grades Surveyed (*Should be grades 9-11 and 8<sup>th</sup> grade if school has a feeder system*)

Who Administered The Survey? Teachers  
How Was The Survey Administered? English Classes  
Give details on how it was administered and to which school group, Example: English classes, or all home rooms, etc. or advisee/advisor?)

**KHSAA Sanctioned Fall Sports** (*List Total Number of Participation Responses*)

7 Cross Country (Girls)  
2 Cross Country (Boys)  
54 Football (Boys)  
6 Golf (Girls)  
12 Golf (Boys)  
32 Soccer (Girls)  
18 Soccer (Boys)  
43 Volleyball (Girls)

**Winter Sport (List Total Number of Participation Responses)**

KHSAA Form T-63  
Rev. 11/09  
Page 2/3

<u>24</u>	Basketball (Girls)
<u>60</u>	Basketball (Boys)
<u>9</u>	Indoor Track (Girls)
<u>6</u>	Indoor Track (Boys)
<u>24</u>	Swimming & Diving (Girls)
<u>10</u>	Swimming & Diving (Boys)
<u>9</u>	Wrestling (Boys)

**Spring Sport (List Total Number of Participation Responses)**

<u>40</u>	Baseball (Boys)
<u>29</u>	Fast Pitch Softball (Girls)
<u>25</u>	Tennis (Girls)
<u>9</u>	Tennis (Boys)
<u>15</u>	Track (Girls)
<u>12</u>	Track (Boys)

**Non-KHSAA Championship Sports (From Student Survey T-61 Question 10)**

<u>53</u>	Archery
<u>18</u>	Field Hockey
<u>52</u>	Bowling
<u>6</u>	Gymnastics (Boys)
<u>42</u>	Gymnastics (Girls)
<u>22</u>	Ice Hockey
<u>18</u>	Lacrosse (Boys)
<u>7</u>	Lacrosse (Girls)
<u>42</u>	Rifle
<u>25</u>	Rodeo
<u>15</u>	Slow Pitch Softball
<u>26</u>	Volleyball (Boys)
<u>0</u>	Water Polo
<u>46</u>	Weightlifting
<u>0</u>	Other sports not listed _____

**Number of Students who participate in Intramural Sports  
(From Student Survey T-61 Question 5)**

<u>Sport</u>	<u>Number</u>
_____	_____
_____	_____
_____	_____
_____	_____
_____	_____



**List Intramural Sports students are interested in adding:**  
(From Student Survey T-61 Question 6)

KHSAA Form T63

Rev. 11/09  
Page 3/3

<u>Sport</u>	<u>Number</u>

**Participation in Non-School Sports Activities**  
(From Student Survey T-61 Question 7)

<u>Sport</u>	<u>Number</u>

**Reasons for not participating in interscholastic athletics**  
(From Survey Question 8)

8 I prefer other activities such as band, chorus, etc.  
69 I don't have time  
70 The practice schedules and game times are  
inconvenient  
21 The sport I like isn't offered  
8 It's too expensive  
0 I prefer to participate in club or intramural sports  
20 Working  
28 Other: \_\_\_\_\_

**Student Suggestions to encourage participation**


---

---

---

---

---


  
Principal's Signature

4-9-10  
Date

## **East Ridge Gender Equity Meeting April 6, 2010**

**The Gender Equity Committee met April 6, 2010 to address several issues mentioned in the Title IX revisit. A new uniform rotation plan was accepted and a copy will be sent with the April annual report. A policy was developed to include all aspects of travel. A copy will be sent to KHSAA with the annual report. A locker room assignment list for all sports will be sent to the KHSAA. The weight room will be made more female friendly by obtaining smaller weights for the females. Contact will be made to the local medical outlets to make sure the athletes are receiving the best daily and long range care. The expense for awards will be recorded on the T-35 and T-36 forms. All booster clubs will be given the same agreement form and properly signed. If possible, assistant coaches will be added to the volleyball program and others where needed.**

**Members Present: H. Mack Gibson  
Donna Ratliff  
Denise Campbell  
Breanna Bentley  
Cody Williams**




## East Ridge High School Locker Room Assignment Policy

Locker room # 1 – Girls Volleyball  
Locker room # 2 – Girls Basketball  
Locker room # 3 – Boys Football  
Locker room # 4 – Girls Track & Cross Country  
Locker room # 5 – Boys Track, Cross Country and Golf  
Locker room # 6 – Boys Basketball

Kevin Justice – Principal

H. Mack Gibson – Athletic Director

*H. Mack Gibson*



## East Ridge High School Athletic Uniform Policy


Athletic uniforms will be purchased on a rotating basis. The schedule will be:

Baseball- 4 years - 2010  
Softball- 4 years – 2010  
Football- 4 years  
Volleyball- 4 years  
Girls Basketball- 4 years  
Boys Basketball- 4 years  
Track- 4 years  
Cross Country- 4 years  
Golf- 4 years

Kevin Justice- Principal

H. Mack Gibson- Athletic Director

*H. Mack Gibson*



## East Ridge High School Travel Policy

All sports travel will be by school buses provided by the Board of Education and paid for by the school. When meals are purchased there will be a \$6.00 limit per student.

Kevin Justice – Principal

H. Mack Gibson – Athletic Director

*H. Mack Gibson*