

**KHSAA TITLE IX
ANNUAL REPORT SUBMISSION
STATUS REPORT
2009-2010**

KHSAA
Form T65
Revised 4/09

TO: KHSAA Member School Superintendents, Principals, and Athletic Directors

FROM: Brigid L. DeVries, Commissioner
Darren Bilberry, Assistant Commissioner

DATE: May 28, 2010

School	Waggener Traditional High School	Reviewed by	Gary W. Lawson
--------	----------------------------------	-------------	----------------

The following is a status report regarding the required 2009-2010 Title IX Annual Report submission of forms due into the KHSAA office by April 15, 2010. Appropriate KHSAA Audit Team personnel have reviewed these forms and the following is a summary of this review.

I. Checklist of Forms properly submitted in a satisfactory manner:

X	GE 19 (Annual Verification)	X	T-35 (Budget Expenses)
X	T-1 (Summary Program Chart 1)	X	T-36 (Budget Expenses)
X	T-2 (Summary Program Chart 2)	X	T-41 (Checklist – Overall Interscholastic Program)
X	T-3 (Summary Program Chart 3)	X	T-60 (Corrective Action Plan)
X	T-4 (Summary Program Chart 4)	X	T-63 (Interscholastic Survey Results)

II. Status

A.	X	2009-2010 Forms are satisfactory and no further information or action is necessary at this time.
B.		Errors have been noted with respect to the following forms:
C.		The following forms were omitted and must be submitted by school representatives:
D.	X	According to the 2009-2010 data, the school appears to be meeting the standards established in: <input type="checkbox"/> Test 1 (Athletic participation is proportionate to enrollment) <input type="checkbox"/> Test 2 (History and continuing practice of program expansion) <input checked="" type="checkbox"/> Test 3 (Full and effective accommodation of interests and abilities)
E.	X	Other Recommendation and Comments: According to data, calculations, and responses submitted, the school is meeting the standard established in Test 3 for the provision of athletic opportunities. The responses on the T-3 form appear to be supported by the information compiled from the most recent student athletic interest survey. The documentation of plans to address the indicated interests found on the lower portion of the T-3 form was helpful in completing this evaluation. In the area of benefits, total athletic spending seems to be within acceptable parameters on both a percentage and per athlete basis. Thanks for your continued efforts in relation to this project.



KENTUCKY HIGH SCHOOL ATHLETIC ASSOCIATION 2009-2010 ANNUAL VERIFICATION OF TITLE IX PROCEDURES

KHSAA Form GE19
Rev. 04/09

(To be submitted by April 15, 2010 along with other required forms)

The Waggener Traditional High School, Louisville, Kentucky
(Name of High School) (City)

certifies to the Kentucky High School Athletic Association that the following is an accurate and true representation of the facts surrounding compliance with 20 U.S.C. Sections 1681-1688, et. Seq. (also known as Title IX). I certify the following provisions in accordance with records at the school contained in the permanent Title IX file, at least one copy of which must be maintained in the Principal's office, and to the best of my knowledge have completed the following tasks:

I. Established a gender equity committee at the high school. (List committee personnel and provide attachment if necessary)

Name	Address	Phone	Title (Supt., Principal, Student, Parent, Coach, Etc.)
Glendale Zell	330 S. Hubbards Lane, Lou, KY 40207	(502) 485-8565	Athletic Director
Trent Bates	330 S. Hubbards Lane, Lou, KY 40207	(502) 485-8565	Assistant Principal
Elizabeth Kuhnell	330 S. Hubbards Lane, Lou, KY 40207	(502) 485-8565	Teacher/Volleyball & Tennis Coach
Kathleen Smith	6602 Tottenham Road, Lou, KY 40207	(502) 452-1476	Parent
Randy Moore	7206 Applegate Lane, Lou, KY 40228	(502) 239-6428	Parent
Ashley Palmer	8401 Catalpa Springs Ct, Lou, KY 40228	(502) 749-9115	Student
Randi Crees	6311 Overton Road, Lou, KY 40228	(502) 969-6065	Student

II. Scheduled a minimum of three meetings during the 2009-2010 school year on the following dates:

09/02/09	05/19/10
11/18/09	
02/17/10	

III. Designated the following person(s) as the Title IX coordinator for the school:

Name	Title	Address	Phone
Glendale Zell	Athletic Director	330 S. Hubbards Lane, Lou, KY 40207	(502) 485-8565

IV. Designated the following person(s) as the Title IX coordinator for the district:

Name	Title	Address	Phone
Cheryl Walker	Director of Compliance & Investigations	3332 Newburg Rd, Lou, KY 40218	(502) 485-3341

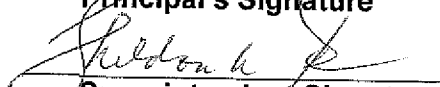
School personnel are continuing to make periodic reviews of the boys' and girls' athletics program reflected in the Corrective Action Plan.

In addition to the above information, the above referenced school maintains a complete permanent file relative to Title IX records including copies of the self-assessment audit, all corrective action plans, and other related materials.


Principal's Signature

03/22
Date

2010


Superintendent Signature


School Board Chairpersons' Signature

(Send original copy to KHSAA - Maintain duplicate in Title IX school folder)



**2009-2010
ACCOMMODATION OF INTERESTS AND ABILITIES
SUMMARY PROGRAM CHART (Form T-1)**

KHSAA Form T1
Rev. 11/09


Participation Opportunities: Test One - Proportionality

		(Column 1)	(Column 2)	(Column 3)	(Column 4)
	Program	Enrollment	Percentage of Total Enrollment	Number of Interscholastic Participants (double and triple count)	Percentage of Total Participation
Row 1	GIRLS	428	46.5%	102	35%
Row 2	BOYS	493	53.5%	187	65%
Row 3	Totals	921	100%	289	100%

Instructions: *Number of 8th grade students & below used in Column 3 and Column 4 calculations: 0

- Determine the total number of girls enrolled, (place in Row 1, Column 1). Determine the total number of boys enrolled, (place in Row 2, Column 1).
- Add the total number of girls and boys enrolled to determine total enrollment, (place in Row 3, Column 1).
- Calculate the percentage of total enrollment that is female. (Divide Row 1, Column 1 by Row 3, Column 1 and place in Row 1, Column 2.) Calculate the percentage of total enrollment that is male. (Divide Row 2, Column 1 by Row 3, Column 1 and place in Row 2, Column 2.) Note: Row 1, Column 2 plus Row 2, Column 2 should total 100%.
- Ask coaches to confirm the names of those individuals who are on the team as of the first **date of regular season competition**, and cross out the names of those who were cut from the team or quit the team prior to the first regular season competitive event. Determine the total number of interscholastic athletics participants that are girls, (and place in Row 1, Column 3). In order to determine the total number of athletics participants, an individual should be counted each time he or she participates on a team. For example, if Jane Doe competes on the varsity volleyball team, the junior varsity volleyball team, the junior varsity basketball team, and the varsity softball team, she should be counted as four participants (**do not include club or intramural sports participants, cheerleaders, dance teams, or pom squads**). Calculate the same way for boys and girls. * In addition, should 8th grade students and below play on a Freshman, Junior Varsity, or Varsity team, they should also be counted for each team and sport on which they participate. If applicable, please asterisk in the above notation as to how many 8th grade students & below are included in the totals.
Using the same procedure, determine the total number of interscholastic athletic participants that are boys, (and place in Row 2, Column 3). Add Row 1, Column 3 plus Row 2, Column 3 to get total participants and place in Row 3, Column 3.
- Calculate the percentage of female participation. (Row 1, Column 3 divided by Row 3, Column 3 and place in Row 1, Column 4.) Calculate the percentage of male participation. (Row 2, Column 3 divided by Row 3, Column 3 and place in Row 2, Column 4.) Note: Row 1, Column 4 plus Row 2, Column 4 should total 100%.

Note: While being within three percent is not a formal compliance standard, if the percent listed in Row 1, Column 4 is within 3% of Row 1, Column 2, then it provides a good target within which compliance is likely.


Principal's Signature:  Date: 04/02/2010



**2009-2010
ACCOMMODATION OF INTERESTS AND ABILITIES
SUMMARY PROGRAM CHART (FORM T-2)
PARTICIPATION OPPORTUNITIES: TEST TWO - PROGRAM EXPANSION**

		Column 1	Column 2	Column 3	Column 4	Column 5
Program		Number of Teams Currently Offered	Number of Participants	Number of Teams Added Since the beginning of the 2005-2006 School Year	Current Number of Participants for the 2009-2010 school year who are playing on teams added since the 2005-2006 School Year	Percent of Total Participation By Sex Added Since the beginning of the 2005-2006 School Year
GIRLS Row 1	varsity:	8	74	1	2	
Row 2	j.v.:	3	28	0	0	
Row 3	frosh:	0	0	0	0	
Row 4	total:	11	102	1	2	2%
BOYS Row 5	varsity:	8	117	0	0	
Row 6	j.v.:	3	42	0	0	
Row 7	frosh:	2	28	0	0	
Row 8	total:	13	187	0	0	0%

- 1) For Column 1, list the number of interscholastic teams offered for girls and boys at each competitive level (varsity, junior varsity, and freshman). For girls, total each of the entries in Rows 1, 2, and 3 into Row 4. For boys, total Rows 5, 6, and 7 into Row 8.
- 2) For Column 2, list the number of participants at each level. For girls, total each of the entries in Rows 1, 2, and 3 into Row 4. For boys, total Rows 5, 6, and 7 into Row 8. Note: The totals in Row 4 for girls and in Row 8 for boys must be the same as the totals in Form T-1, Column 3, Rows 1 and 2 respectively.
- 3) For Column 3, list the number of interscholastic teams that have been added in the last five years at each competitive level. Count each team added during the 5 year period only one time. e.g. Girl's junior varsity soccer was added 3 years ago, count the team only once, not 3 times. For girls, total the entries in Rows 1, 2, and 3 into Row 4. For boys, total Rows 5, 6, and 7 into Row 8.
- 4) For Column 4, list the number of participants that are currently on each level of the teams that were added in the last five years. If a team was added previously but no longer exists, there are no current participants to be added for that team. For girls, total the entries in Rows 1, 2, and 3 into Row 4. For boys, total Rows 5, 6, and 7 into Row 8.
- 5) For Column 5, calculate the percentage of participants that have been added in the last five years. For girls, take the number in Column 4, Row 4 and divide by the number in Column 2, Row 4. For boys, take the number in Column 4, Row 8 and divide it by the number in Column 2, Row 8.
- 6) **Note: If the percentage of current participants added in the last five years is 25% or greater for the underrepresented sex (most likely girls), compliance with Test Two may be possible. If less than 25%, then compliance with Test Three should be analyzed. CAUTION: 25% is not a formal compliance standard.**

Principal's Signature:  Date: 04/02/2010



2009-2010
ACCOMMODATION OF INTERESTS AND ABILITIES
SUMMARY PROGRAM CHART (FORM T-3)

KHSAA Form T3
Rev. 11/09

Participation Opportunities Test Three Full Accommodation

FOR ANY QUESTION ANSWERED "YES" IDENTIFY THE RESPECTIVE SPORT(S).

	GIRLS (Yes / No)		BOYS (Yes / No)
1. Based on the responses from your most recent student survey, is there sufficient interest to form a viable interscholastic team for a sport not currently offered? If yes, what sport?	No		Yes (wrestling)
2. For a sport not currently offered at the varsity level, is there sufficient interest based on your most recent Student Interest Survey to form a viable team for an interscholastic freshman team or junior varsity team?	No		No
3. For a sport currently offered at the interscholastic Junior Varsity or freshmen level, is there sufficient interest, based on your most recent Student Interest Survey, to form a varsity team?	No		No
4. If you answered YES to question (1), (2), or (3), are there enough high schools in the geographic area offering the sport (at the appropriate level) to allow for the development of a reasonable schedule of competition?	No		Yes
5. If you answered YES to question (1), (2), (3), or (4), are there enough high schools in the geographic area offering the sport (at the appropriate level) to allow for the development of a reasonable schedule of competition?	No		Yes

Remember, test three – full accommodation means addressing the unmet interest of the underrepresented sex (most likely girls), not the overrepresented sex (most likely boys).

Plans to Address Interest:

- Continue to study adding wrestling to sports offered. Have a meeting in early May to evaluate interest. Also investigate interest of incoming freshmen at registration in August.
- Continue to study if there is sufficient interest for girls swimming. Have a meeting in early May for evaluate interest. Also investigate interest of incoming freshmen at registration in August.
- Continue to determine if there is sufficient interest to have a girls freshman basketball team and JV softball team. Attempted to have both teams in 2007-2010 and there was not enough student interest. Committee is looking into ways to increase interest.
- Mail athletic interest letters to incoming female freshman students and have sports information table set up at freshman registration and orientation.

Principal's Signature :

Date:

05/24/2010

and there was not enough student interest. Committee is looking into ways to increase interest.

Principal's Signature: T. Bate Date: 04/02/2010



2009-2010
ACCOMMODATION OF INTERESTS AND ABILITIES
SUMMARY PROGRAM CHART (FORM T-4)

KHSAA Form T-4
Rev. 11/09

Levels of Competition Test One

		Column 1	Column 2	Column 3
Girls	Team Levels	Number of Teams Currently Offered	Number of Participants	Percentage of Participants at Each Level
Row 1	varsity:	8	74	73%
Row 2	j.v.:	3	28	27%
Row 3	frosh:	0	0	0%
Row 4	total:		102	100%
Boys				
Row 5	varsity:	8	117	63%
Row 6	j.v.:	3	42	22%
Row 7	frosh:	2	28	15%
Row 8	total:		187	100%

- 1) Column 1, list the number of interscholastic teams offered for girls and boys at each competitive level; varsity, junior varsity, and freshman. (Refer to Form T-2, Accommodation of Interests and Abilities, Summary Program Chart 2, Column 1.)
- 2) For Column 2, list the number of participants at each level. For girls, total the entries in Rows 1, 2, and 3 into Row 4. For boys, total the entries in Rows 5, 6, and 7 into Row 8. (Refer to Form T-2, Accommodation of Interests and Abilities, Summary Program Chart 2, Column 2.)
- 3) For Column 3, calculate the percentage of female and male participants at each level.
For girls' varsity, junior varsity, and frosh, respectively:
 - Divide Column 2, Row 1 by Column 2, Row 4, and place the percentage in Column 3, Row 1
 - Divide Column 2, Row 2 by Column 2, Row 4, and place the percentage in Column 3, Row 2.
 - Divide Column 2, Row 3 by Column 2, Row 4, and place the percentage in Column 3, Row 3.
For boys' varsity, junior varsity, and frosh, respectively:
 - Divide Column 2, Row 5 by Column 2, Row 8, and place the percentage in Column 3, Row 5.
 - Divide Column 2, Row 6 by Column 2, Row 8, and place the percentage in Column 3, Row 6.
 - Divide Column 2, Row 7 by Column 2, Row 8, and place the percentage in Column 3, Row 7.

Principal's Signature:

Date: 04/02/2010



**2009-2010
ACTUAL EXPENDITURES - PROGRAM COMPARISON CHART 2 - (Form T36)
TO INCLUDE BOOSTER CLUB FUNDING**

KHSAA Form T36
REV. 11/09

Sports	Equipment and supplies		Travel		Awards		Coaches' salaries (to include supplemental and extended employment; dollar amount required)			Facilities improvements		Publications (if sport-specific)		
	Expenditures		Expenditures		Expenditures		Expenditures			Expenditures		Expenditures		
	School	Booster	School	Booster	School	Booster	School	# Coaches for all levels / # Teams for all levels	School	Booster	School	Booster	School	Booster
G track	400.00	1345.75	\$750.00	0	\$100.00	0	3311.75	2/2	0	0	0	0	0	0
B track	400.00	1345.75	\$750.00	0	\$100.00	0	3311.75	2/2	0	0	0	0	0	0
G tennis	90.00	0	0	0	\$50.00	0	2223.75	1/1	0	0	0	0	0	0
B tennis	90.00	0	0	0	\$50.00	0	2223.75	1/1	0	0	0	0	0	0
G volleyball	412.16	0	\$1000.00	0	\$100.00	0	3558.00	1/1	0	0	0	0	0	0
B wrestling	0	0	0	0	0	0	0	0	0	0	0	0	0	0
B football	7986.92	0	\$3000.00	0	\$100.00	0	12604.00	5/3	0	0	0	0	0	0
G (list sport)	0	0	0	0	0	0	0	0	0	0	0	0	0	0
B (list sport)	0	0	0	0	0	0	0	0	0	0	0	0	0	0

1. Total expenditures on T-35 and T-36 on the 2009-2010 year report due by April 15, 2010, should reflect the total monies spent (rounded off to nearest dollar) for the entire school year of 2008-2009 ending June 30, 2009.

2. Booster Club Funding/Contributions must be included in the above expenditures totals. Indicate percentage of total expenditures for each gender. (If disparities are obvious, list on your Corrective Action Plan (T-60) what action you will take to correct the problem.)

Gender	Expenditures	Percentage
Boys	\$74,707.11	60.7%
Girls	\$48,390.78	39.3%
Total:	\$123,097.89	100%

Principal's Signature: *J. B. Baker* Date: 05/24/2010



2009-2010

**ACTUAL EXPENDITURES - PROGRAM COMPARISON CHART 1 (FORM T-35)
TO INCLUDE BOOSTER CLUB FUNDING**

KHSAA Form T-35
REV. 11/09

Sports	Equipment and Supplies		Travel		Awards		Coaches' salaries (to include supplemental and extended employment; dollar amount required)			Facilities improvements			Publications (if sport-specific)	
	Expenditures		Expenditures		Expenditures		Expenditures			Expenditures			Expenditures	
	School	Booster	School	Booster	School	Booster	School	# Coaches for all levels / # Teams for all levels	School	Booster	School	Booster	School	Booster
G basketball	3832.86	1350.00	\$3000	0	\$100	0	6459.00	2/2	0	0	0	0	0	0
B basketball	1657.85	2220.00	\$3000	0	\$100	0	7670.00	3/3	0	0	0	0	0	0
G softball	3037.14	1536.50	\$1500	0	\$100	0	2801.00	1/1	0	0	0	0	0	0
B baseball	1353.01	4020.66	\$1500	0	\$100	0	2622.00	2/2	0	0	0	0	0	0
G cross country	0	0	0	0	\$50	0	2019.00	1/1	0	0	0	0	0	0
B cross country	0	0	0	0	\$50	0	2019.00	1/1	0	0	0	0	0	0
G golf	22.50	0	0	0	\$50	0	1400.25	1/1	0	0	0	0	0	0
B golf	22.50	0	0	0	\$50	0	1400.25	1/1	0	0	0	0	0	0
G soccer	3565.87	288.00	\$1500	0	\$100	0	2338.00	1/1	0	0	0	0	0	0
B soccer	3478.69	263.76	\$1500	0	\$100	0	3738.00	2/2	0	0	0	0	0	0
G swimming	0	0	0	0	0	0	0	0	0	0	0	0	0	0
B swimming	0	0	0	0	0	0	0	0	0	0	0	0	0	0

1. Total expenditures on T-35 and T-36 on the 2009-2010 year report due by April 15, 2010 of each school year, should reflect the total monies spent (rounded off to nearest dollar) for the entire school year of 2008-2009 ending June 30, 2009.

2. Booster Club Funding/Contributions must be included in the above expenditures total. (Note: It is illegal for coaches to be paid by Booster Clubs - Reference KHSAA Bylaw 27)

J. Butler

Principal's Signature: _____

Date: 05/24/2010



2009-2010 KHSAA TITLE IX ATHLETICS AUDIT (Form T-41)
Checklist - Overall Interscholastic Athletics Program

KHSAA Form T-41
Rev. 11/09

DIRECTIONS:

For the Areas of Compliance (Opportunities and Benefits) listed on the left hand side of the page, place a checkmark under the appropriate column identifying whether your school provided an advantage to the Girls' Program, or to the Boys' Program or to Neither Program. A review of T-35 and T-36 spending patterns might be helpful in completing this form.

Areas of Compliance:	ADVANTAGE TO:		
	GIRLS' PROGRAM	BOYS' PROGRAM	NEITHER PROGRAM
OPPORTUNITIES			
Accommodation of Interest and Abilities			X
BENEFITS			
Equipment and Supplies			X
Scheduling of Games and Practice Time			X
Travel and Per Diem Allowances			X
Coaching			X
Locker Rooms, Practice and Competitive Facilities			X
Medical and Training Facilities and Services			X
Publicity			X
Support Services			X
Housing and Dining			X
Tutoring			X
Athletic Scholarships			X

If an advantage/inequity is indicated, corrective action should be shown on the Corrective Action Plan, Form T-60.

Principal's Signature: _____

I. Batson

Date: _____

04/02/2010



**2009-2010 TITLE IX
CORRECTIVE ACTION PLAN
(FORM T-60)**

SCHOOL NAME : Waggener Traditional High School

DIRECTIONS:

- For Column 1, indicate the intended area (Opportunities or Benefits) which needs corrective action in order to achieve gender equity. For Column 2, write the suggested change or activities that will correct the area in need of alteration. For Column 3, include the estimated completion date for the changes or activities.
- It is possible to attain compliance with Title IX and no longer need "corrective" action. However, the KHSAA strongly encourages compliant schools to identify items for improvement (Column 1), activities to accomplish the improvement (Column 2) and a timetable for completion (Column 3) that will strengthen the athletic program.
- You may copy this form as needed. Please attach corrective action plans along with audit forms and submit by April 15, 2010.

COLUMN 1	COLUMN 2	COLUMN 3
SPECIFIC ITEM FOR CORRECTION/ IMPROVEMENT	PLAN FOR SUGGESTED CHANGE	START DATE AND COMPLETION DATE OF CORRECTIVE ACTION
Study if there is sufficient interest in girls swimming	<ul style="list-style-type: none"> Meeting in May to evaluate interest Investigate interest of incoming freshmen at registration in August 	May 2010-August 2010
Determine if there is sufficient interest to have a girls freshman basketball team	<ul style="list-style-type: none"> Mail basketball interest flyers to incoming freshmen Sports information table at freshman registration and orientation Promote girls basketball with posters and announcements in the Freshman Academy 	May 2010-October 2010
Determine if there is sufficient interest to have a girls JV softball team	<ul style="list-style-type: none"> Mail basketball interest flyers to incoming freshmen Sports information table at freshman registration and orientation Promote girls basketball with posters and announcements in the Freshman Academy 	May 2010-February 2010

T. Betton

Principal's Signature: _____

Date: _____

05/24/2010



**INTERSCHOLASTIC ATHLETICS
SURVEY (FORM T-63)
Summary of Student Responses**

KHSAA Form T63
Rev. 11/09
Page 1/3

School Year: 2009-2010

School Name: Waggener Traditional High School

Enrollment
(9-12 Grade): 921 (SHOULD AGREE WITH FORM T-1, COLUMN 1, ROW 3)

Number of 9-11 Grade Students Surveyed: 735

Number of 8th Grade Students Surveyed: 0

Date: 03/25/10

Completed By: Glendale Zell, Athletic Director

Instructions:

1. Summarize the Student Athletics Interest Surveys Form T-61 by listing the total number of responses on the line next to each sport.
2. Under the Other Category please provide a listing of the sports as well as the number of students who are interested in participating.
3. Please sign and date this Summary Form (T-63) and mail this Summary Form only to the KHSAA by April 15. Do not mail the student surveys (Form T-61). However, these Forms should be maintained in your files in the event they are requested subsequently.

735 Number of Surveys
654 Total Returned (*A minimum of 80% return is expected*)
9-11 Grades Surveyed (*Should be grades 9-11 and 8th grade if school has a feeder system*)

Who Administered The Survey? English Teachers
How Was The Survey Administered? English Classes

Give details on how it was administered and to which school group, Example: English classes, or all home rooms, etc. or advisee/advisor?)

KHSAA Sanctioned Fall Sports (*List Total Number of Participation Responses*)

18 Cross Country (Girls)
10 Cross Country (Boys)
195 Football (Boys)
5 Golf (Girls)
8 Golf (Boys)
61 Soccer (Girls)
53 Soccer (Boys)
85 Volleyball (Girls)

Winter Sport (*List Total Number of Participation Responses*)

34	Basketball (Girls)
162	Basketball (Boys)
33	Indoor Track (Girls)
34	Indoor Track (Boys)
60	Swimming & Diving (Girls)
25	Swimming & Diving (Boys)
47	Wrestling (Boys)

Spring Sport (*List Total Number of Participation Responses*)

86	Baseball (Boys)
39	Fast Pitch Softball (Girls)
89	Tennis (Girls)
23	Tennis (Boys)
37	Track (Girls)
84	Track (Boys)

Non-KHSAA Championship Sports (*From Student Survey T-61 Question 10*)

59	Archery
26	Field Hockey
122	Bowling
9	Gymnastics (Boys)
47	Gymnastics (Girls)
52	Ice Hockey
28	Lacrosse (Boys)
16	Lacrosse (Girls)
78	Rifle
15	Rodeo
9	Slow Pitch Softball
10	Volleyball (Boys)
0	Water Polo
81	Weightlifting
0	Other sports not listed _____

Number of Students who participate in Intramural Sports
(*From Student Survey T-61 Question 5*)

<u>Sport</u>	<u>Number</u>
N/A	N/A

List Intramural Sports students are interested in adding:
(From Student Survey T-61 Question 6)

Sport	Number
Wrestling	19
Step Team	26
Ice Hockey	11
Powder Puff Football	38

Participation in Non-School Sports Activities
(From Student Survey T-61 Question 7)

Sport	Number
Basketball	64
Soccer	31
Football	24
Baseball	18

Reasons for not participating in interscholastic athletics
(From Survey Question 8)

- 43 I prefer other activities such as band, chorus, etc.
- 113 I don't have time
- 21 The practice schedules and game times are inconvenient
- 53 The sport I like isn't offered
- 12 It's too expensive
- 15 I prefer to participate in club or intramural sports
- 135 Working
- 81 Other: Ineligible (grades), Ineligible (not on grade level), AAU, club teams


Student Suggestions to encourage participation

Increase awareness of athletic offerings

Keep coaches longer (too much turnover)

New team gear (warm-ups, equipment)

Activity bus for after all practices and games



Principal's Signature

04/02/2010
Date