

**KHSAA TITLE IX  
ANNUAL REPORT SUBMISSION  
STATUS REPORT  
2010-2011**

KHSAA  
Form T65  
Revised  
3/2011

TO: KHSAA Member School Superintendents, Principals, and Athletic Directors

FROM: Julian Tackett, Commissioner  
Darren Bilberry, Assistant Commissioner

DATE: May 18, 2011

School	Boyle County	Reviewed by	Kathy Johnston
--------	--------------	-------------	----------------

The following is a status report regarding the required 2010 - 2011 Title IX Annual Report submission of forms due into the KHSAA office by April 15, 2011. Appropriate KHSAA Audit Team personnel have reviewed these forms and the following is a summary of this review.

I. Checklist of Forms properly submitted in a satisfactory manner:

<b>x</b>	GE 19 (Annual Verification)	<b>x</b>	T-35 (Budget Expenses)
<b>x</b>	T-1 (Summary Program Chart 1)	<b>x</b>	T-36 (Budget Expenses)
<b>x</b>	T-2 (Summary Program Chart 2)	<b>x</b>	T-41 (Checklist – Overall Interscholastic Program)
<b>x</b>	T-3 (Summary Program Chart 3)	<b>x</b>	T-60 (Corrective Action Plan)
<b>x</b>	T-4 (Summary Program Chart 4)	na	T-63 (Interscholastic Survey Results)

II. Status

A.	<b>x</b>	2010– 2011 Forms are satisfactory and no further information or action is necessary at this time.
B.		Errors have been noted with respect to the following forms:
C.		The following forms were omitted and must be submitted by school representatives:
D.	<b>x</b>	<p>According to the 2010-2011 data, the school appears to be meeting the standards established in:</p> <p><input type="checkbox"/> Test 1 (Athletic participation is proportionate to enrollment)</p> <p><input type="checkbox"/> Test 2 (History and continuing practice of program expansion)</p> <p><input checked="" type="checkbox"/> Test 3 (Full and effective accommodation of interests and abilities)</p>
E.	<b>x</b>	Other Recommendation and Comments: According to the data and responses submitted, it appears the school is meeting the standard of Test 1 for the provision of athletic opportunities. In the area of benefits, total athletic spending falls within the acceptable parameters both on a percentage and per athlete basis. Thank you.

# KHSAA Emailer

select ademail as email\_address,school as email\_name from KHSAA\_Schools,KHSAA.KHSAA\_new\_email\_checked\_schools where KHSAA\_Schools.id=KHSAA.KHSAA\_new\_email\_checked\_schools.id AND KHSAA\_new\_email\_checked\_schools.user="dbilberry@khsaa.org" AND member="T" and (ademail is not null and ademail <> "") order by school

select prinemail as email\_address,school as email\_name from KHSAA\_Schools,KHSAA.KHSAA\_new\_email\_checked\_schools where KHSAA\_Schools.id=KHSAA.KHSAA\_new\_email\_checked\_schools.id AND KHSAA\_new\_email\_checked\_schools.user="dbilberry@khsaa.org" AND member="T" and (prinemail is not null and prinemail <> "") order by school

select superemail as email\_address,school as email\_name from KHSAA\_Schools,KHSAA.KHSAA\_new\_email\_checked\_schools where KHSAA\_Schools.id=KHSAA.KHSAA\_new\_email\_checked\_schools.id AND KHSAA\_new\_email\_checked\_schools.user="dbilberry@khsaa.org" AND member="T" and (superemail is not null and superemail <> "") order by school

- Below is a simulation of how your email will appear.
- You can manually modify the list of addressees in the "To:" box by deleting undesired addressees or adding new ones, one per line.
- You can modify the email subject in the "Subject:" box.
- When you're ready to send your email press the "Send" button. Do not close your browser window while emails are being sent.

<b>From:</b>	"Darren Bilberry, KHSAA" <dbilberry@khsaa.org>
<b>To:</b>	"Boyle County" <chris.lemonds@boyle.kyschools.us> "Boyle County" <Will.begley@boyle.kyschools.us> "Boyle County" <mike.lafavers@boyle.kyschools.us> kathy.johnston@bourbon.kyschools.us
<b>Subject:</b>	Boyle County HS 2010-2011 Title IX Annual Report Sta

Enclosed please find a copy of Form T-65, the 2010-2011 KHSAA Title IX Annual Submission Status Report. In addition, you may find an attachment with corrected copies of the forms submitted by your school personnel.

Also, KHSAA Audit Team Members may have requested the resubmission of some of the 2010-2011 Annual Report Forms or need additional information on your athletic programs. Please submit this information by the date requested if this is applicable. Copies of all KHSAA Title IX documents must be kept current and included in your permanent Title IX File at the school. All documents are subject to Open Records Requests.

Should you need any further information, please do not hesitate to contact the appropriate Title IX Auditor listed on the T-65 form or Darren Bilberry at anytime. Thank You.

• **attachment; filename="Boyle County.doc"**  
 Copyright © 2001-2011 Kentucky High School Athletic Association (KHSAA), all rights reserved  
 This page is for the exclusive use of the KHSAA. Other use is strictly prohibited. Usage is monitored


Date: Fri, 03 Jun 2011 12:24:07 -0400  
From: DBILBERRY (Darren Bilberry, KHSAA)  
To: composed\_email@khsaa.org  
Reply-to: dbilberry@khsaa.org  
Subject: Boyle County HS 2010-2011 Title IX Annual Report Status Report

Attachment: Boyle County.doc

Enclosed please find a copy of Form T-65, the 2010-2011 KHSAA Title IX Annual Submission Status Report. In addition, you may find an attachment with corrected copies of the forms submitted by your school personnel.

Also, KHSAA Audit Team Members may have requested the resubmission of some of the 2010-2011 Annual Report Forms or need additional information on your athletic programs. Please submit this information by the date requested if this is applicable. Copies of all KHSAA Title IX documents must be kept current and included in your permanent Title IX File at the school. All documents are subject to Open Records Requests.

Should you need any further information, please do not hesitate to contact the appropriate Title IX Auditor listed on the T-65 form or Darren Bilberry at anytime. Thank You.



# Boyle County High School

1637 Perryville Road • Danville, Kentucky 40422  
(859) 236-5047

Will Begley, *Principal*  
Jennifer Brogle, *Assistant Principal*  
Mark Wade, *Assistant Principal*

Michael Spears, *Counselor*  
Amy Rhinehart, *Counselor*  
Chris LeMonds, *Athletic Director*

April 12, 2011

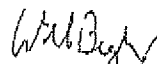
## KHSAA Title IX Report

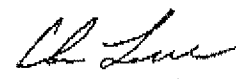
Attached you will find a copy of the 2010-2011 Title IX Report. On this report you will find that Boyle County High School has made improvement in closing the gap that has existed in the past with boy's and girl's expenditures. This past year we decreased spending on boys sports from 60% to 55% and increased girls sports from 40% to 45%. As you can see we are making improvement in these measures. Two years ago we had a gap of 28% and have now closed that gap to 10% this past year.

We have achieved this goal in spite of the high costs associated with spending on football. The past 2 seasons we had nearly 100 student/athletics playing football. Our team has played in 30 games over that time increasing our cost for new equipment purchases and reconditioning. This has also caused a similar increase in football booster spending like food, T-shirts, sweats and post season awards as a result of our 2010 State Football Championship. Of the \$56601 the school spent on football just over \$27,000.00 was spent on the new and reconditioned equipment with the remaining \$11693.00 used for officials, and other necessary equipment and supplies. The Booster club also contributed to a large amount of spending on the football team this year due to the fact that they purchased State Championship Rings for the players, coaches, trainers, and cheerleaders.

We did have a major increase in the amount of overall spending in our Athletic Department and that was due to the installation of a new synthetic turf field that is being shared by Boys Football, Boys Soccer, Girls Soccer, and Girls Softball. This \$880,000 project has enabled the school to have a multi-purpose facility that can be used for these four sports as well as other sports for conditioning purposes. The project called for a new girls fastpitch field to be built as part of this facility. This gives our girls softball team the opportunity to play their home games on campus instead of having to travel to the county park to play their games.

Respectfully,

  
Will Begley  
Principal

  
Chris LeMonds  
Athletic Director



# KENTUCKY HIGH SCHOOL ATHLETIC ASSOCIATION 2010-2011 ANNUAL VERIFICATION OF TITLE IX PROCEDURES

KHSAA Form GE19  
Rev 10/10

(To be submitted by April 15, 2011 along with other required forms)

Boyle County \_\_\_\_\_ High School, Danville \_\_\_\_\_ Kentucky  
(Name of High School) (City)

certifies to the Kentucky High School Athletic Association that the following is an accurate and true representation of the facts surrounding compliance with 20 U.S.C. Sections 1681-1688, et. Seq. (also known as Title IX). I certify the following provisions in accordance with records at the school contained in the permanent Title IX file, at least one copy of which must be maintained in the Principal's office, and to the best of my knowledge have completed the following tasks:

I. Established a gender equity committee at the high school. (List committee personnel and provide attachment if necessary)

Name	Address	Phone	Title (Supt., Principal, Student, Parent, Coach, Etc.)
Will Begley	1637 Perryville Rd, Danville, KY	859-236-5047	Principal
Mark Wade		859-236-5047	Assistant Principal
Chris Lemonds		859-236-5047	AD
Brian Deem		859-236-5047	Teacher/Girls Soccer Coach
Kim Evans		859-326-0604	Parent
Chris Mason		859-319-2123	Parent/Teacher/Coach
Danielle Mason		859-319-2123	Student

II. Scheduled a minimum of three meetings during the 2010-2011 school year on the following dates:

August 2, 2010
January 11, 2011
April 15, 2011

III. Designated the following person(s) as the Title IX coordinator for the school:

Name	Title	Address	Phone
Chris Lemonds	AD	1637 Perryville Rd	859-236-5047

IV. Designated the following person(s) as the Title IX coordinator for the district:

Name	Title	Address	Phone
Mike Pittman	Director of Operations	1637 Perryville Rd	859-236-6634

School personnel are continuing to make periodic reviews of the boys' and girls' athletics program reflected in the Corrective Action Plan.

In addition to the above information, the above referenced school maintains a complete permanent file relative to Title IX records including copies of the self-assessment audit, all corrective action plans, and other related materials.

*Will Begley*  
Principal's Signature

April 12 20 11  
Date

*[Signature]*  
Superintendent Signature

*Stephen J. Lammie*  
School Board Chairpersons' Signature

(Send original copy to KHSAA - Maintain duplicate in Title IX school folder)





2010-2011  
**ACCOMMODATION OF INTERESTS AND ABILITIES**  
**SUMMARY PROGRAM CHART (FORM T-2)**  
**PARTICIPATION OPPORTUNITIES: TEST TWO - PROGRAM**  
**EXPANSION**

KHSAA Form T-2  
 Rev. 10/10

		Column 1	Column 2	Column 3	Column 4	Column 5
Program		Number of Teams Currently Offered	Number of Participants	Number of Teams Added Since the beginning of the 2006-2007 School Year	Current Number of Participants for the 2010-2011 school year who are playing on teams added since the 2006-2007 School Year	Percent of Total Participation By Sex Added Since the beginning of the 2006-2007 School Year
GIRLS Row 1	varsity:	10	172	1	1	
Row 2	j.v.:	8	67	1	1	
Row 3	frosh:	2	11	1	6	
Row 4	total:	20	250	3	8	3.2%
BOYS Row 5	varsity:	10	188	1	14	
Row 6	j.v.:	8	113	1	7	
Row 7	frosh:	2	32	0	0	
Row 8	total:	20	333	2	21	6.3%

- 1) For Column 1, list the number of interscholastic teams offered for girls and boys at each competitive level (varsity, junior varsity, and freshman). For girls, total each of the entries in Rows 1, 2, and 3 into Row 4. For boys, total Rows 5, 6, and 7 into Row 8.
- 2) For Column 2, list the number of participants at each level. For girls, total each of the entries in Rows 1, 2, and 3 into Row 4. For boys, total Rows 5, 6, and 7 into Row 8. Note: The totals in Row 4 for girls and in Row 8 for boys must be the same as the totals in Form T-1, Column 3, Rows 1 and 2 respectively.
- 3) For Column 3, list the number of interscholastic teams that have been added in the last five years at each competitive level. Count each team added during the 5 year period only one time, e.g. Girl's junior varsity soccer was added 3 years ago, count the team only once, not 3 times. For girls, total the entries in Rows 1, 2, and 3 into Row 4. For boys, total Rows 5, 6, and 7 into Row 8.
- 4) For Column 4, list the number of participants that are currently on each level of the teams that were added in the last five years. If a team was added previously but no longer exists, there are no current participants to be added for that team. For girls, total the entries in Rows 1, 2, and 3 into Row 4. For boys, total Rows 5, 6, and 7 into Row 8.
- 5) For Column 5, calculate the percentage of participants that have been added in the last five years. For girls, take the number in Column 4, Row 4 and divide by the number in Column 2, Row 4. For boys, take the number in Column 4, Row 8 and divide it by the number in Column 2, Row 8.
- 6) **Note: If the percentage of current participants added in the last five years is 25% or greater for the underrepresented sex (most likely girls), compliance with Test Two may be possible. If less than 25%, then compliance with Test Three should be analyzed. CAUTION: 25% is not a formal compliance standard.**

Principal's Signature: Will Bagby Date: 4-12-11



2010-2011  
**ACCOMMODATION OF INTERESTS AND ABILITIES  
 SUMMARY PROGRAM CHART (FORM T-3)**

KHSAA Form T3  
 Rev. 09/10

**Participation Opportunities Test Three Full Accommodation**

**FOR ANY QUESTION ANSWERED "YES" IDENTIFY THE RESPECTIVE SPORT(S).**

	GIRLS (Yes / No)		BOYS (Yes / No)
1. Based on the responses from your most recent student survey, is there sufficient interest to form a viable interscholastic team for a sport not currently offered? If yes, what sport?	No		No
2. For a sport not currently offered at the varsity level, is there sufficient interest based on your most recent Student Interest Survey to form a viable team for an interscholastic freshman team or junior varsity team?	No		No
3. For a sport currently offered at the interscholastic Junior Varsity or freshmen level, is there sufficient interest, based on your most recent Student Interest Survey, to form a varsity team?	No		No
4. If you answered YES to question (1), (2), or (3), are there enough high schools in the geographic area offering the sport (at the appropriate level) to allow for the development of a reasonable schedule of competition?	No		No
5. If you answered YES to question (1), (2), (3), or (4), are there enough high schools in the geographic area offering the sport (at the appropriate level) to allow for the development of a reasonable schedule of competition?	No		No

Remember, test three – full accommodation means addressing the unmet interest of the underrepresented sex (most likely girls), not the overrepresented sex (most likely boys).

Plans to Address Interest:

Principal's Signature: Will Bygg Date: 4.12.11





**2010-2011  
ACCOMMODATION OF INTERESTS AND ABILITIES  
SUMMARY PROGRAM CHART (FORM T-4)**

KHSAA Form T-4  
Rev. 10/10

Levels of Competition Test One

		Column 1	Column 2	Column 3
Girls	Team Levels	Number of Teams Currently Offered	Number of Participants	Percentage of Participants at Each Level
Row 1	varsity:	10	172	68.8%
Row 2	j.v.:	8	67	26.8%
Row 3	frosh:	2	11	4.4%
Row 4	total:		250	<b>100%</b>
<b>Boys</b>				
Row 5	varsity:	10	188	56.5%
Row 6	j.v.:	8	113	33.9%
Row 7	frosh:	2	32	9.6%
Row 8	total:		333	<b>100%</b>

- 1) Column 1, list the number of interscholastic teams offered for girls and boys at each competitive level; varsity, junior varsity, and freshman. (Refer to Form T-2, Accommodation of Interests and Abilities, Summary Program Chart 2, Column 1.)
- 2) For Column 2, list the number of participants at each level. For girls, total the entries in Rows 1, 2, and 3 into Row 4. For boys, total the entries in Rows 5, 6, and 7 into Row 8. (Refer to Form T-2, Accommodation of Interests and Abilities, Summary Program Chart 2, Column 2.)
- 3) For Column 3, calculate the percentage of female and male participants at each level.  
 For girls' varsity, junior varsity, and frosh, respectively:
  - Divide Column 2, Row 1 by Column 2, Row 4, and place the percentage in Column 3, Row 1
  - Divide Column 2, Row 2 by Column 2, Row 4, and place the percentage in Column 3, Row 2.
  - Divide Column 2, Row 3 by Column 2, Row 4, and place the percentage in Column 3, Row 3.
 For boys' varsity, junior varsity, and frosh, respectively:
  - Divide Column 2, Row 5 by Column 2, Row 8, and place the percentage in Column 3, Row 5.
  - Divide Column 2, Row 6 by Column 2, Row 8, and place the percentage in Column 3, Row 6.
  - Divide Column 2, Row 7 by Column 2, Row 8, and place the percentage in Column 3, Row 7.

Principal's Signature: Walt Breyer Date: 4-12-11



2010-2011  
**ACTUAL EXPENDITURES - PROGRAM COMPARISON CHART 1 - (FORM T-35)**  
**TO INCLUDE BOOSTER CLUB FUNDING**

MS-500-REV. 7-05  
 8/21/10

Sports	Equipment and Supplies		Travel		Awards		Coaches' salaries (to include supplemental and extended employment; dollar amount required)			Facilities Improvements			Publications (if sport-specific)	
	Expenditures		Expenditures		Expenditures		Expenditures			Expenditures			Expenditures	
	School	Booster	School	Booster	School	Booster	School	# Coaches for all levels / # Teams for all levels	School	Booster	School	Booster	School	Booster
G basketball	10778	9418	3006	0	0	1561	22628	4 3	0	0	0	126	104	
B basketball	8507	3648	3104	0	0	1120	23943	4 3	0	0	0	126	0	
G softball	9187	7933	2520	0	0	1017	6790	3 3	210300	0	0	0	0	
B baseball	6139	3105	2418	0	150	304	7380	3 2	0	15000	0	0	0	
G cross country	371	1686	643	0	622	596	1480	2 2	0	0	0	0	0	
B cross country	371	1686	643	0	622	596	1480	2 2	0	0	0	0	0	
G golf	1230	0	2098	0	0	0	1880	2 2	0	0	0	0	0	
B golf	877	6323	2123	0	0	584	1880	1 2	0	0	0	0	0	
G soccer	5886	8226	4088	0	0	750	12814	3 2	210000	0	0	90	0	
B soccer	4539	2884	1933	0	0	1271	12056	3 2	210000	0	0	90	0	
G swimming	1788	0	1004	0	0	0	3036	2 2	0	0	0	0	0	
B swimming	1788	0	1004	0	0	0	3036	2 2	0	0	0	0	0	

1. Total expenditures on T-35 and T-36 on the 2010-2011 year report due by April 15, 2011 of each school year, should reflect the total monies spent (rounded off to nearest dollar) for the entire school year of 2009-2010 ending June 30, 2010.

2. Booster Club Funding/Contributions must be included in the above expenditures total. (Note: It is illegal for coaches to be paid by Booster Clubs - Reference KHSAA Bylaw 27)

Principal's Signature: Will Budy Date: 4-12-11



6-2004 Form T36  
REV. 11/07

2010-2011  
ACTUAL EXPENDITURES - PROGRAM COMPARISON CHART 2 -- (Form T36)  
TO INCLUDE BOOSTER CLUB FUNDING



Sports	Equipment and supplies		Travel		Awards		Coaches' salaries (to include supplemental and extended employment; dollar amount required)		Facilities improvements		Publications (if sport-specific)	
	School	Booster	School	Booster	School	Booster	School	# Coaches for all levels / # Teams for all levels	School	Booster	School	Booster
G track	1388	3457	750	0	0	376	2460	1 1	0	0	0	0
B track	1368	3457	750	0	0	376	2460	1 1	0	0	0	0
G tennis	322	0	920	0	0	0	1590	1 1	0	0	0	0
B tennis	322	0	920	0	0	0	1590	1 1	0	0	0	0
G volleyball	1637	11940	2419	537	0	1611	3600	2 3	0	0	0	0
B wrestling	2850	8250	1662	0	0	325	2960	2 2	0	0	0	0
G	2850	8250	1662	0	0	325	2960	2 2	0	0	0	0
B football	38693	17903	6647	5308	0	53360	44571	9 3	210000	144	0	268
G	0	0	0	0	0	0	0	0 0	0	0	0	0
B	0	0	0	0	0	0	0	0 0	0	0	0	0

1. Total expenditures on T-35 and T-36 on the 2010-2011 year report due by April 15, 2011, should reflect the total monies spent (rounded off to nearest dollar.) for the entire school year of 2009-2010 ending June 30, 2010.

2. Booster Club Funding/Contributions must be included in the above expenditures totals. Indicate percentage of total expenditures for each gender. (If d sparities are obvious, list on your Corrective Action Plan (I-60) what action you will take to correct the problem.)

Gender	Expenditures	Percentage
Boys	\$ 734,419	55.3%
Girls	\$ 592,520	44.7%
Total:	\$ 1,326,939	100%

Principal's Signature: Will Boy Date: 1-12-11



**2010-2011 KHSAA TITLE IX ATHLETICS AUDIT (Form T-41)**  
**Checklist - Overall Interscholastic Athletics Program**

KHSAA Form T41  
 Rev 10/10

**DIRECTIONS:**

For the Areas of Compliance (Opportunities and Benefits) listed on the left hand side of the page, place a checkmark under the appropriate column identifying whether your school provided an advantage to the Girls' Program, or to the Boys' Program or to Neither Program. A review of T-35 and T-36 spending patterns might be helpful in completing this form.

Areas of Compliance:	ADVANTAGE TO:		
	GIRLS' PROGRAM	BOYS' PROGRAM	NEITHER PROGRAM
<b>OPPORTUNITIES</b>			
Accommodation of Interest and Abilities			X
<b>BENEFITS</b>			
Equipment and Supplies			X
Scheduling of Games and Practice Time			X
Travel and Per Diem Allowances			X
Coaching			X
Locker Rooms, Practice and Competitive Facilities			X
Medical and Training Facilities and Services			X
Publicity			X
Support Services			X
Housing and Dining			X
Tutoring			X
Athletic Scholarships			X

If an advantage/inequity is indicated, corrective action should be shown on the Corrective Action Plan, Form T-60.

Principal's Signature: Will Boyle Date: 4-12-11