

**KHSAA TITLE IX
ANNUAL REPORT SUBMISSION
STATUS REPORT
2010-2011**

KHSAA
Form T65
Revised
3/2011

TO: KHSAA Member School Superintendents, Principals, and Athletic Directors

FROM: Julian Tackett, Commissioner
Darren Bilberry, Assistant Commissioner

DATE: May 12, 2011

School	Owensboro Catholic	Reviewed by	Gary W. Lawson
--------	--------------------	-------------	----------------

The following is a status report regarding the required 2010 - 2011 Title IX Annual Report submission of forms due into the KHSAA office by April 15, 2011. Appropriate KHSAA Audit Team personnel have reviewed these forms and the following is a summary of this review.

I. Checklist of Forms properly submitted in a satisfactory manner:

x	GE 19 (Annual Verification)	x	T-35 (Budget Expenses)
x	T-1 (Summary Program Chart 1)	x	T-36 (Budget Expenses)
x	T-2 (Summary Program Chart 2)	x	T-41 (Checklist – Overall Interscholastic Program)
x	T-3 (Summary Program Chart 3)	x	T-60 (Corrective Action Plan)
x	T-4 (Summary Program Chart 4)	n/a	T-63 (Interscholastic Survey Results)

II. Status

A.	x	2010– 2011 Forms are satisfactory and no further information or action is necessary at this time.
B.		Errors have been noted with respect to the following forms:
C.		The following forms were omitted and must be submitted by school representatives:
D.	x	According to the 2010-2011 data, the school appears to be meeting the standards established in: <input checked="" type="checkbox"/> Test 1 (Athletic participation is proportionate to enrollment) <input type="checkbox"/> Test 2 (History and continuing practice of program expansion) <input checked="" type="checkbox"/> Test 3 (Full and effective accommodation of interests and abilities)
E.	x	Other Recommendation and Comments: The data, calculations, and responses submitted indicate that the standards established in both test #1 and test #3 for provision of athletic opportunities are currently being met. The school sponsors all K.H.S.A.A. sanctioned sports for girls at the varsity level. A total of 18 team opportunities are offered for female participation as compared to 16 for male participation. In the benefits area, total athletic spending appears to favor the female athletes at this time. Thanks for a great report.

KHSAA Emailer

```
select ademail as email_address,school as email_name from KHSAA_Schools,KHSAA.KHSAA_new_email_checked_schools where
KHSAA_Schools.id=KHSAA.KHSAA_new_email_checked_schools.id AND KHSAA_new_email_checked_schools.user="dbilberry@khsaa.org" AND
member="T" and (ademail is not null and ademail <> "") order by school
select prinemail as email_address,school as email_name from KHSAA_Schools,KHSAA.KHSAA_new_email_checked_schools where
KHSAA_Schools.id=KHSAA.KHSAA_new_email_checked_schools.id AND KHSAA_new_email_checked_schools.user="dbilberry@khsaa.org" AND
member="T" and (prinemail is not null and prinemail <> "") order by school
select superemail as email_address,school as email_name from KHSAA_Schools,KHSAA.KHSAA_new_email_checked_schools where
KHSAA_Schools.id=KHSAA.KHSAA_new_email_checked_schools.id AND KHSAA_new_email_checked_schools.user="dbilberry@khsaa.org" AND
member="T" and (superemail is not null and superemail <> "") order by school
```

- Below is a simulation of how your email will appear.
- You can manually modify the list of addressees in the "To:" box by deleting undesired addressees or adding new ones, one per line.
- You can modify the email subject in the "Subject:" box.
- When you're ready to send your email press the "Send" button. Do not close your browser window while emails are being sent.

From:	"Darren Bilberry, KHSAA" <dbilberry@khsaa.org>
To:	"Owensboro Catholic" <david.blanford@owensborocatholic.org> "Owensboro Catholic" <kurt.osborne@owensborocatholic.org> "Owensboro Catholic" <jim.mattingly@pastoral.org> gkboomers@hotmail.com
Subject:	Owensboro Catholic 2010-2011 Title IX Annual Report
<input type="button" value="Send Email"/>	
Enclosed please find a copy of Form T-65, the <u>2010-2011 KHSAA Title IX Annual Submission Status Report</u> . In addition, you may find an attachment with corrected copies of the forms submitted by your school personnel.	
Also, KHSAA Audit Team Members may have requested the resubmission of some of the 2010-2011 Annual Report Forms or need additional information on your athletic programs. Please submit this information by the date requested if this is applicable. Copies of all KHSAA Title IX documents must be kept current and included in your permanent Title IX File at the school. All documents are subject to Open Records Requests.	
Should you need any further information, please do not hesitate to contact the appropriate Title IX Auditor listed on the T-65 form or Darren Bilberry at anytime. Thank You.	

- **attachment; filename="Owensboro Catholic.doc"**

Copyright © 2001-2011 Kentucky High School Athletic Association (KHSAA), all rights reserved
This page is for the exclusive use of the KHSAA. Other use is strictly prohibited. Usage is monitored

Date: Tue, 07 Jun 2011 15:49:19 -0400
From: DBILBERRY (Darren Bilberry, KHSAA)
To: composed_email@khsaa.org
Reply-to: dbilberry@khsaa.org
Subject: Owensboro Catholic 2010-2011 Title IX Annual Report Status Report

Attachment: Owensboro Catholic.doc

Enclosed please find a copy of Form T-65, the 2010-2011 KHSAA Title IX Annual Submission Status Report. In addition, you may find an attachment with corrected copies of the forms submitted by your school personnel.

Also, KHSAA Audit Team Members may have requested the resubmission of some of the 2010-2011 Annual Report Forms or need additional information on your athletic programs. Please submit this information by the date requested if this is applicable. Copies of all KHSAA Title IX documents must be kept current and included in your permanent Title IX File at the school. All documents are subject to Open Records Requests.

Should you need any further information, please do not hesitate to contact the appropriate Title IX Auditor listed on the T-65 form or Darren Bilberry at anytime. Thank You.



KENTUCKY HIGH SCHOOL ATHLETIC ASSOCIATION
2010-2011 ANNUAL VERIFICATION OF TITLE IX PROCEDURES

KHSAA Form GE19
Rev. 10/10

(To be submitted by April 15, 2011 along with other required forms)

APR 18 2011

The Owensboro Catholic High School, Owensboro, Kentucky
 (Name of High School) (City)

certifies to the Kentucky High School Athletic Association that the following is an accurate and true representation of the facts surrounding compliance with 20 U.S.C. Sections 1681-1688, et. Seq. (also known as Title IX). **I certify the following provisions in accordance with records at the school contained in the permanent Title IX file, at least one copy of which must be maintained in the Principal's office, and to the best of my knowledge have completed the following tasks:**

I. Established a gender equity committee at the high school. **(List committee personnel and provide attachment if necessary)**

Name	Address	Phone	Title (Supt., Principal, Student, Parent, Coach, Etc.)
** Please see attachment			

II. Scheduled a minimum of three meetings during the 2010-2011 school year on the following dates:

September 22, 2010
February 23, 2011
April 20, 2011

III. Designated the following person(s) as the Title IX coordinator for the school:


Name	Title	Address	Phone
Mrs. Amy Lambert	Dean of Student Activities Title IX Coordinator	1524 W. Parrish Ave. Owensboro, KY 42301	270-684-3215


IV. Designated the following person(s) as the Title IX coordinator for the district:


Name	Title	Address	Phone
Mr. Jim Mattingly	Superintendent	600 Locust St Owensboro, KY 42301	270-683-1545

School personnel are continuing to make periodic reviews of the boys' and girls' athletics program reflected in the Corrective Action Plan.

In addition to the above information, the above referenced school maintains a complete permanent file relative to Title IX records including copies of the self-assessment audit, all corrective action plans, and other related materials.


 Principal's Signature 4/12 2011
 Date


 Superintendent Signature


 School Board Chairpersons' Signature

(Send original copy to KHSAA - Maintain duplicate in Title IX school folder)

GENDER EQUITY REVIEW COMMITTEE

Harold Staples, Chairperson
2246 Yewell's Landing South
Owensboro, KY 42303
(H) 683-1727

(W) 1524 W. Parrish Ave.
Owensboro, KY 42301
684-3215

Tom Scales
300 Chipshot Cove
Owensboro, KY 42303
(H) 684-5101

Kurt Osborne, Principal OCHS
6526 Autumn Creek
Owensboro, KY 42301
(H) 771-0063

(W) 1524 W. Parrish Ave.
Owensboro, KY 42301
684-3215

Bill James
5504 Wayne Bridge Road
Owensboro, KY 42301
(H) 683-7101

Ann Flaherty, Principal OCMS
2045 Little Stream Run
Owensboro, KY 42303
(H) 926-7023

(W) 2540 Christie Pl.
Owensboro, KY 42301
683-0480

Gene Clemens
1546 College Drive
Owensboro, KY 42301
(H)684-6726(W)684-2305

David Blanford, OCHS Athletic Director

1715 Trinity Dr. Ct.
Owensboro, KY 42303
(H) 684-6943

(W) 1524 W. Parrish Ave.
Owensboro, KY 42301
684-3215

David M. Jarboe
4305 Brookhill Drive
Owensboro, KY 42303
(H)683-5108(W)684-1469

Ken Rasp, OCS Director
2201 Sheffield Ct
Owensboro, KY 42301
(H) 688-0896

(W) 1524 W. Parrish Ave
Owensboro, KY 42301
686-8896

Rob Mitchell
8374 Old US 60
Spottsville, KY 42458
(H) 830-7498

Mark Woodward, OCMS Athletic Director

510 E 23rd St
Owensboro, KY 42303
(H) 926-7175

(W) 2540 Christie Pl.
Owensboro, KY 42301
683-0480

John Wright
1700 Hacienda Lane
Owensboro, KY 42303
(H) 685-2550

Amy Lambert, Title IX Compliance Coord.

2588 ST RT 762
Philpot, KY 42366
(H) 993-4087

(W) 1524 W. Parrish Ave.
Owensboro, KY 42301
684-3215

Rick Kamuf
5311 Old Lyndanne Br Rd
Owensboro, KY 42301
(H) 684-7652 (W) 771-4018

Ernie Taliaferro, Booster Club President

1901 Stratford Dr.
Owensboro, KY 42301
(H) 683-3832

Elizabeth Cason (Student)
2819 Summer Valley Ln
Owensboro, KY 42303
(H) 686-8001

Sylvia Hayden
2037 York Drive
Owensboro, KY 42301
(H) 683-3356

Issac Gough (Student)
1029 Griffith Ave
Owensboro, KY 42301
(H) 684-7432

Mary Kate Clemens (Student)

1505 Avon Pl
Owensboro, KY 42301
(H) 684-9364

Julia Klump (Student)
3152 Pleasant Valley Rd
Owensboro, KY 42303
(H) 926-4492

Becca Greenwell (Student)

3675 Treehaven Bend
Owensboro, KY 42303
(H) 683-1934

Luke Robertson (Student)
921 E. 19th St.
Owensboro, KY 42303
(H) 926-6576



**2010-2011
ACCOMMODATION OF INTERESTS AND ABILITIES
SUMMARY PROGRAM CHART (Form T-1)**

KHSAA Form T1
Rev. 10/10

Participation Opportunities: Test One - Proportionality

		(Column 1)	(Column 2)	(Column 3)	(Column 4)
	Program	Enrollment	Percentage of Total Enrollment	Number of Interscholastic Participants (double and triple count)	Percentage of Total Participation
Row 1	GIRLS	208	48.0%	248	45.1%
Row 2	BOYS	225	52.0%	302	54.9%
Row 3	Totals	433	100%	550	100%

Instructions:

*Number of 8th grade students & below used in Column 3 and Column 4 calculations: 76

- Determine the total number of girls enrolled, (place in Row 1, Column 1). Determine the total number of boys enrolled, (place in Row 2, Column 1).
- Add the total number of girls and boys enrolled to determine total enrollment, (place in Row 3, Column 1).
- Calculate the percentage of total enrollment that is female. (Divide Row 1, Column 1 by Row 3, Column 1 and place in Row 1, Column 2.) Calculate the percentage of total enrollment that is male. (Divide Row 2, Column 1 by Row 3, Column 1 and place in Row 2, Column 2.) Note: Row 1, Column 2 plus Row 2, Column 2 should total 100%.
- Ask coaches to confirm the names of those individuals who are on the team as of the first **date of regular season competition**, and cross out the names of those who were cut from the team or quit the team prior to the first regular season competitive event. Determine the total number of interscholastic athletics participants that are girls, (and place in Row 1, Column 3). In order to determine the total number of athletics participants, an individual should be counted each time he or she participates on a team. For example, if Jane Doe competes on the varsity volleyball team, the junior varsity volleyball team, the junior varsity basketball team, and the varsity softball team, she should be counted as four participants (**do not include club or intramural sports participants, cheerleaders, dance teams, or pom squads**). Calculate the same way for boys and girls. * In addition, should 8th grade students and below play on a Freshman, Junior Varsity, or Varsity team, they should also be counted for each team and sport on which they participate. If applicable, please asterisk in the above notation as to how many 8th grade students & below are included in the totals.
Using the same procedure, determine the total number of interscholastic athletic participants that are boys, (and place in Row 2, Column 3). Add Row 1, Column 3 plus Row 2, Column 3 to get total participants and place in Row 3, Column 3.
- Calculate the percentage of female participation. (Row 1, Column 3 divided by Row 3, Column 3 and place in Row 1, Column 4.) Calculate the percentage of male participation. (Row 2, Column 3 divided by Row 3, Column 3 and place in Row 2, Column 4.) Note: Row 1, Column 4 plus Row 2, Column 4 should total 100%.

Note: While being within three percent is not a formal compliance standard, if the percent listed in Row 1, Column 4 is within 3% of Row 1, Column 2, then it provides a good target within which compliance is likely.

Principal's Signature: Kurt Lee Date: 4-12-11



2010-2011
ACCOMMODATION OF INTERESTS AND ABILITIES
SUMMARY PROGRAM CHART (FORM T-2)
PARTICIPATION OPPORTUNITIES: TEST TWO - PROGRAM
EXPANSION

		Column 1	Column 2	Column 3	Column 4	Column 5
Program		Number of Teams Currently Offered	Number of Participants	Number of Teams Added Since the beginning of the 2006-2007 School Year	Current Number of Participants for the 2010-2011 school year who are playing on teams added since the 2006-2007 School Year	Percent of Total Participation By Sex Added Since the beginning of the 2006-2007 School Year
GIRLS Row 1	varsity:	9	138	0	0	
Row 2	j.v.:	6	74	0	0	
Row 3	frosh:	3	36	0	0	
Row 4	total:	18	248	0	0	0%
BOYS Row 5	varsity:	9	187	0	0	
Row 6	j.v.:	5	82	0	0	
Row 7	frosh:	2	33	0	0	
Row 8	total:	16	302	0	0	0%

- 1) For Column 1, list the number of interscholastic teams offered for girls and boys at each competitive level (varsity, junior varsity, and freshman). For girls, total each of the entries in Rows 1, 2, and 3 into Row 4. For boys, total Rows 5, 6, and 7 into Row 8.
- 2) For Column 2, list the number of participants at each level. For girls, total each of the entries in Rows 1, 2, and 3 into Row 4. For boys, total Rows 5, 6, and 7 into Row 8. Note: The totals in Row 4 for girls and in Row 8 for boys must be the same as the totals in Form T-1, Column 3, Rows 1 and 2 respectively.
- 3) For Column 3, list the number of interscholastic teams that have been added in the last five years at each competitive level. Count each team added during the 5 year period only one time. e.g. Girl's junior varsity soccer was added 3 years ago, count the team only once, not 3 times. For girls, total the entries in Rows 1, 2, and 3 into Row 4. For boys, total Rows 5, 6, and 7 into Row 8.
- 4) For Column 4, list the number of participants that are currently on each level of the teams that were added in the last five years. If a team was added previously but no longer exists, there are no current participants to be added for that team. For girls, total the entries in Rows 1, 2, and 3 into Row 4. For boys, total Rows 5, 6, and 7 into Row 8.
- 5) For Column 5, calculate the percentage of participants that have been added in the last five years. For girls, take the number in Column 4, Row 4 and divide by the number in Column 2, Row 4. For boys, take the number in Column 4, Row 8 and divide it by the number in Column 2, Row 8.
- 6) **Note: If the percentage of current participants added in the last five years is 25% or greater for the underrepresented sex (most likely girls), compliance with Test Two may be possible. If less than 25%, then compliance with Test Three should be analyzed. CAUTION: 25% is not a formal compliance standard.**

Principal's Signature: Kurt Deese Date: 4-12-11



**2010-2011
ACCOMMODATION OF INTERESTS AND ABILITIES
SUMMARY PROGRAM CHART (FORM T-3)**

KHSAA Form T3
Rev. 10/10

Participation Opportunities Test Three Full Accommodation

FOR ANY QUESTION ANSWERED "YES" IDENTIFY THE RESPECTIVE SPORT(S).

	GIRLS (Yes / No)		BOYS (Yes / No)
1. Based on the responses from your most recent student survey, is there sufficient interest to form a viable interscholastic team for a sport not currently offered? If yes, what sport?	No		No
2. For a sport not currently offered at the varsity level, is there sufficient interest based on your most recent Student Interest Survey to form a viable team for an interscholastic freshman team or junior varsity team?	No		No
3. For a sport currently offered at the interscholastic Junior Varsity or freshmen level, is there sufficient interest, based on your most recent Student Interest Survey, to form a varsity team?	No		No
4. If you answered YES to question (1), (2), or (3), are there enough high schools in the geographic area offering the sport (at the appropriate level) to allow for the development of a reasonable schedule of competition?	N/A		N/A
5. If you answered YES to question (1), (2), (3), or (4), are there enough high schools in the geographic area offering the sport (at the appropriate level) to allow for the development of a reasonable schedule of competition?	N/A		N/A

Remember, test three – full accommodation means addressing the unmet interest of the underrepresented sex (most likely girls), not the overrepresented sex (most likely boys).

Plans to Address Interest:

Principal's Signature : Kurt Deen Date: 4-12-11



**2010-2011
ACCOMMODATION OF INTERESTS AND ABILITIES
SUMMARY PROGRAM CHART (FORM T-4)**

KHSAA :Form T4
Rev.10/10

Levels of Competition Test One

		Column 1	Column 2	Column 3
Girls	Team Levels	Number of Teams Currently Offered	Number of Participants	Percentage of Participants at Each Level
Row 1	varsity:	9	138	55.6%
Row 2	j.v.:	6	74	29.8%
Row 3	frosh:	3	36	14.5%
Row 4	total:	18	248	100%
Boys				
Row 5	varsity:	9	187	61.9%
Row 6	j.v.:	5	82	27.2%
Row 7	frosh:	2	33	10.9%
Row 8	total:	16	302	100%

- 1) Column 1, list the number of interscholastic teams offered for girls and boys at each competitive level; varsity, junior varsity, and freshman. (Refer to Form T-2, Accommodation of Interests and Abilities, Summary Program Chart 2, Column 1.)
- 2) For Column 2, list the number of participants at each level. For girls, total the entries in Rows 1, 2, and 3 into Row 4. For boys, total the entries in Rows 5, 6, and 7 into Row 8. (Refer to Form T-2, Accommodation of Interests and Abilities, Summary Program Chart 2, Column 2.)
- 3) For Column 3, calculate the percentage of female and male participants at each level.
 For girls' varsity, junior varsity, and frosh, respectively:
 - Divide Column 2, Row 1 by Column 2, Row 4, and place the percentage in Column 3, Row 1
 - Divide Column 2, Row 2 by Column 2, Row 4, and place the percentage in Column 3, Row 2.
 - Divide Column 2, Row 3 by Column 2, Row 4, and place the percentage in Column 3, Row 3.
 For boys' varsity, junior varsity, and frosh, respectively:
 - Divide Column 2, Row 5 by Column 2, Row 8, and place the percentage in Column 3, Row 5.
 - Divide Column 2, Row 6 by Column 2, Row 8, and place the percentage in Column 3, Row 6.
 - Divide Column 2, Row 7 by Column 2, Row 8, and place the percentage in Column 3, Row 7.

Principal's Signature: Knutson Date: 4-12-11



2010-2011

**ACTUAL EXPENDITURES - PROGRAM COMPARISON CHART 1 - (FORM T-35)
TO INCLUDE BOOSTER CLUB FUNDING**

KHSAA Form T35
REV. 10/10

Sports	Equipment and Supplies		Travel		Awards		Coaches' salaries (to include supplemental and extended employment; dollar amount required)			Facilities improvements		Publications (if sport-specific)		
	Expenditures		Expenditures		Expenditures		Expenditures			Expenditures		Expenditures		
	School	Booster	School	Booster	School	Booster	School	# Coaches for all levels / # Teams for all levels	School	Booster	School	Booster	School	Booster
G basketball	2190	2875	938	2145	30	827	19028	4 / 3	0	0	0	0	0	0
B basketball	1979	5947	741	1482	50	711	16883	5 / 3	0	0	0	0	0	0
G softball	2364	9932	698	43085	44	7089	8867	6 / 3	461	0	0	0	390	0
B baseball	1355	19786	329	10916	0	874	8608	8 / 3	136	0	0	0	139	0
G cross country	210	650	590	525	0	150	2475	1 / 1	0	0	0	0	0	0
B cross country	210	650	590	525	0	150	2475	1 / 1	0	0	0	0	0	0
G golf	716	193	1075	25	24	399	2384	2 / 2	0	0	0	0	0	0
B golf	931	446	500	178	0	146	1589	1 / 2	0	0	0	0	0	0
G soccer	1848	8671	1836	3249	54	535	6096	3 / 2	2004	0	0	0	0	0
B soccer	713	3945	1002	1537	56	243	6687	4 / 2	2004	0	0	0	0	0
G swimming	0	2042	396	51	26	92	1090	1 / 1	0	0	0	0	0	0
B swimming	0	2042	396	51	26	92	1090	1 / 1	0	0	0	0	0	0

1. Total expenditures on T-35 and T-36 on the 2010-2011 year report due by April 15, 2011 of each school year, should reflect the total monies spent (rounded off to nearest dollar) for the entire school year of 2009-2010 ending June 30, 2010.

2. Booster Club Funding/Contributions must be included in the above expenditures total. (Note: It is illegal for coaches to be paid by Booster Clubs - Reference KHSAA Bylaw 27)

Principal's Signature: *Kurt...*

Date: 4-12-11



**2010-2011
ACTUAL EXPENDITURES - PROGRAM COMPARISON CHART 2 - (Form T36)
TO INCLUDE BOOSTER CLUB FUNDING**

KHSAA Form T36
REV. 10/10

Sports	Equipment and supplies		Travel		Awards		Coaches' salaries (to include supplemental and extended employment; dollar amount required)			Facilities improvements		Publications (if sport-specific)	
	Expenditures		Expenditures		Expenditures		Expenditures			Expenditures		Expenditures	
	School	Booster	School	Booster	School	Booster	School	# Coaches for all levels / # Teams for all levels	School	Booster	School	Booster	School
G track	846	369	1300	555	39	167	3196	2/1	0	0	0	0	0
B track	846	369	1300	555	39	167	3196	3/1	0	0	0	0	0
G tennis	235	0	571	0	25	0	942	2/2	0	0	0	0	0
B tennis	235	0	571	0	25	0	942	2/2	0	0	0	0	0
G volleyball	2573	440	563	3349	0	0	6983	6/3	0	0	0	0	0
B wrestling													
G (list sport)													
B football	20175	9954	415	2516	0	822	23400	8/3	1033	0	0	0	0
G (list sport)													
B (list sport)													

1. Total expenditures on T-35 and T-36 on the 2010-2011 year report due by April 15, 2011, should reflect the total monies spent (rounded off to nearest dollar) for the entire school year of 2009-2010 ending June 30, 2010.

2. Booster Club Funding/Contributions must be included in the above expenditures totals. Indicate percentage of total expenditures for each gender: (If disparities are obvious, list on your Corrective Action Plan (T-60) what action you will take to correct the problem.)

Gender	Expenditures	Percentage
Boys	\$164,770	50.7% (546)
Girls	\$160,522	49.3% (647)
Total:	\$325,292	100%

Principal's Signature: Kurt Dyer Date: 4-12-11



2010-2011 KHSAA TITLE IX ATHLETICS AUDIT (Form T-41)
Checklist - Overall Interscholastic Athletics Program

KHSAA Form T41
Rev. 10/10

DIRECTIONS:

For the Areas of Compliance (Opportunities and Benefits) listed on the left hand side of the page, place a checkmark under the appropriate column identifying whether your school provided an advantage to the Girls' Program, or to the Boys' Program or to Neither Program. A review of T-35 and T-36 spending patterns might be helpful in completing this form.

Areas of Compliance:	ADVANTAGE TO:		
	GIRLS' PROGRAM	BOYS' PROGRAM	NEITHER PROGRAM
OPPORTUNITIES			
Accommodation of Interest and Abilities			X
BENEFITS			
Equipment and Supplies			X
Scheduling of Games and Practice Time			X
Travel and Per Diem Allowances			X
Coaching			X
Locker Rooms, Practice and Competitive Facilities			X
Medical and Training Facilities and Services			X
Publicity			X
Support Services			X
Housing and Dining			N/A
Tutoring			N/A
Athletic Scholarships			N/A

If an advantage/inequity is indicated, corrective action should be shown on the Corrective Action Plan, Form T-60.

Principal's Signature: Kurt Deen Date: 4-12-11



**2010-2011 TITLE IX
CORRECTIVE ACTION PLAN
(FORM T-60)**

SCHOOL NAME : Owensboro Catholic High

DIRECTIONS:

1. For Column 1, indicate the intended area (Opportunities or Benefits) which needs corrective action in order to achieve gender equity. For Column 2, write the suggested change or activities that will correct the area in need of alteration. For Column 3, include the estimated completion date for the changes or activities.
2. It is possible to attain compliance with Title IX and no longer need "corrective" action. However, the KHSAA strongly encourages compliant schools to identify items for improvement (Column 1), activities to accomplish the improvement (Column 2) and a timetable for completion (Column 3) that will strengthen the athletic program.
3. You may copy this form as needed. Please attach corrective action plans along with audit forms and submit by April 15, 2011.

COLUMN 1	COLUMN 2	COLUMN 3
SPECIFIC ITEM FOR CORRECTION/ IMPROVEMENT	PLAN FOR SUGGESTED CHANGE	START DATE AND COMPLETION DATE OF CORRECTIVE ACTION
New Gym Floor	Replace gym floor for girls' basketball and volleyball.	As funds become available
Baseball / Softball Practice Building	Continue improving drainage	04/10 – 08/11
Baseball / Softball Building	Replace Turf	08/11 – 05/12
Softball Field	Added light fixtures	06/10 – 06/11
Softball Announcers Box	Replaced PA System	07/10 – 03/11
Boys' and Girls' Soccer Field	New Bleachers	07/10 – 08/10
Boys' and Girls' Diving Team	Re-instate diving teams to our athletic program	08/11 – 12/11

Principal's Signature: *Kurt...*

Date: 4-12-11