

**KHSAA TITLE IX  
ANNUAL REPORT SUBMISSION  
STATUS REPORT  
2010-2011**

KHSAA  
Form T65  
Revised  
3/2011

TO: KHSAA Member School Superintendents, Principals, and Athletic Directors

FROM: Julian Tackett, Commissioner  
Darren Bilberry, Assistant Commissioner

DATE: May 16, 2011

|        |                |             |                |
|--------|----------------|-------------|----------------|
| School | Webster County | Reviewed by | Kathy Johnston |
|--------|----------------|-------------|----------------|

The following is a status report regarding the required 2010 - 2011 Title IX Annual Report submission of forms due into the KHSAA office by April 15, 2011. Appropriate KHSAA Audit Team personnel have reviewed these forms and the following is a summary of this review.

I. Checklist of Forms properly submitted in a satisfactory manner:

|                                     |                               |                                     |  |
|-------------------------------------|-------------------------------|-------------------------------------|--|
| <input checked="" type="checkbox"/> | GE 19 (Annual Verification)   | <input checked="" type="checkbox"/> | T-35 (Budget Expenses)                             |
| <input checked="" type="checkbox"/> | T-1 (Summary Program Chart 1) | <input checked="" type="checkbox"/> | T-36 (Budget Expenses)                             |
| <input checked="" type="checkbox"/> | T-2 (Summary Program Chart 2) | <input checked="" type="checkbox"/> | T-41 (Checklist – Overall Interscholastic Program) |
| <input checked="" type="checkbox"/> | T-3 (Summary Program Chart 3) | <input checked="" type="checkbox"/> | T-60 (Corrective Action Plan)                      |
| <input checked="" type="checkbox"/> | T-4 (Summary Program Chart 4) | na                                  | T-63 (Interscholastic Survey Results)              |

II. Status

|    |                                     |  |
|----|-------------------------------------|--|
| A. | <input checked="" type="checkbox"/> | 2010– 2011 Forms are satisfactory and no further information or action is necessary at this time.  |
| B. |                                     | Errors have been noted with respect to the following forms:  |
| C. |                                     | The following forms were omitted and must be submitted by school representatives:  |
| D. | <input checked="" type="checkbox"/> | According to the 2010-2011 data, the school appears to be meeting the standards established in:<br><input checked="" type="checkbox"/> Test 1 (Athletic participation is proportionate to enrollment)<br><input type="checkbox"/> Test 2 (History and continuing practice of program expansion)<br><input checked="" type="checkbox"/> Test 3 (Full and effective accommodation of interests and abilities)  |
| E. | <input checked="" type="checkbox"/> | Other Recommendation and Comments: According to the data and responses submitted, it appears the school is meeting the standards of Test 1 and Test 3 for the provision of athletic opportunities. In the area of benefits, reported total athletic spending is within the acceptable parameters both on a percentage and per athlete basis. The sports of tennis, track, and cross country show no expenditures for awards. This should be reviewed and monitored by the Gender Equity Committee so as to insure equity in the benefit area. Thank you. |

# KHSAA Emailer

select ademail as email\_address,school as email\_name from KHSAA\_Schools,KHSAA.KHSAA\_new\_email\_checked\_schools where KHSAA\_Schools.id=KHSAA.KHSAA\_new\_email\_checked\_schools.id AND KHSAA\_new\_email\_checked\_schools.user="dbilberry@khsaa.org" AND member="T" and (ademail is not null and ademail <> "") order by school

select prinemail as email\_address,school as email\_name from KHSAA\_Schools,KHSAA.KHSAA\_new\_email\_checked\_schools where KHSAA\_Schools.id=KHSAA.KHSAA\_new\_email\_checked\_schools.id AND KHSAA\_new\_email\_checked\_schools.user="dbilberry@khsaa.org" AND member="T" and (prinemail is not null and prinemail <> "") order by school

select superemail as email\_address,school as email\_name from KHSAA\_Schools,KHSAA.KHSAA\_new\_email\_checked\_schools where KHSAA\_Schools.id=KHSAA.KHSAA\_new\_email\_checked\_schools.id AND KHSAA\_new\_email\_checked\_schools.user="dbilberry@khsaa.org" AND member="T" and (superemail is not null and superemail <> "") order by school

- Below is a simulation of how your email will appear.
- You can manually modify the list of addressees in the "To:" box by deleting undesired addressees or adding new ones, one per line.
- You can modify the email subject in the "Subject:" box.
- When you're ready to send your email press the "Send" button. Do not close your browser window while emails are being sent.

|  |   |
|--|---|
| <b>From:</b>   | "Darren Bilberry, KHSAA" <dbilberry@khsaa.org>  |
| <b>To:</b>   | "Webster County" <matt.bell@webster.kyschools.us><br>"Webster County" <tim.roy@webster.kyschools.us><br>"Webster County" <James.Kemp@Webster.kyschools.us><br>kathy.johnston@bourbon.kyschools.us |
| <b>Subject:</b>  | Webster County HS 2010-2011 Title IX Annual Report  |
| <input type="button" value="Send Email"/>  |   |
| <p>Enclosed please find a copy of Form T-65, the <u>2010-2011 KHSAA Title IX Annual Submission Status Report</u>. In addition, you may find an attachment with corrected copies of the forms submitted by your school personnel.</p> <p>Also, KHSAA Audit Team Members may have requested the resubmission of some of the 2010-2011 Annual Report Forms or need additional information on your athletic programs. Please submit this information by the date requested if this is applicable. Copies of all KHSAA Title IX documents must be kept current and included in your permanent Title IX File at the school. All documents are subject to Open Records Requests.</p> <p>Should you need any further information, please do not hesitate to contact the appropriate Title IX Auditor listed on the T-65 form or Darren Bilberry at anytime. Thank You.</p> |   |

- **attachment; filename="Webster County.doc"**

Copyright © 2001-2011 Kentucky High School Athletic Association (KHSAA), all rights reserved  
This page is for the exclusive use of the KHSAA. Other use is strictly prohibited. Usage is monitored

## Email Messages

(Page 6 of 31)

Date: Fri, 03 Jun 2011 12:18:05 -0400  
From: DBILBERRY (Darren Bilberry, KHSAA)  
To: composed\_email@khsaa.org  
Reply-to: dbilberry@khsaa.org  
Subject: Webster County HS 2010-2011 Title IX Annual Report Status Report

Attachment: Webster County.doc

Enclosed please find a copy of Form T-65, the 2010-2011 KHSAA Title IX Annual Submission Status Report. In addition, you may find an attachment with corrected copies of the forms submitted by your school personnel.

Also, KHSAA Audit Team Members may have requested the resubmission of some of the 2010-2011 Annual Report Forms or need additional information on your athletic programs. Please submit this information by the date requested if this is applicable. Copies of all KHSAA Title IX documents must be kept current and included in your permanent Title IX File at the school. All documents are subject to Open Records Requests.

Should you need any further information, please do not hesitate to contact the appropriate Title IX Auditor listed on the T-65 form or Darren Bilberry at anytime. Thank You.



**KENTUCKY HIGH SCHOOL ATHLETIC ASSOCIATION  
2010-2011 ANNUAL VERIFICATION OF TITLE IX PROCEDURES**

KHSAA Form GE19  
Rev.10/10

(To be submitted by April 15, 2011 along with other required forms)

APR 01 2011

The Webster County High School, Dixon Kentucky  
(Name of High School) (City)

certifies to the Kentucky High School Athletic Association that the following is an accurate and true representation of the facts surrounding compliance with 20 U.S.C. Sections 1681-1688, et. Seq. (also known as Title IX). **I certify the following provisions in accordance with records at the school contained in the permanent Title IX file, at least one copy of which must be maintained in the Principal's office, and to the best of my knowledge have completed the following tasks:**

I. Established a gender equity committee at the high school. **(List committee personnel and provide attachment if necessary)**

| Name                | Address  | Phone        | Title<br>(Supt., Principal, Student, Parent, Coach, Etc.) |
|---------------------|--|--------------|---|
| Matt Bell,          | 1922 US HWY 41 A South, Dixon, KY 42409            | 270-639-5092 | Athletic Director   |
| Tim Roy,            | SAME   |              | Principal   |
| Bev Hart,           | SAME   |              | teacher/coach   |
| Christina Whitsell, | SAME   |              | teacher/coach   |
| Ginger Stovall,     | SAME   |              | Teacher   |
| Todd Whitsell,      | SAME   |              | teacher/coach   |
| Tom Welshans,       | SAME   |              | teacher/coach   |
| Kathy Sutton,       | SAME   |              | bookkeeper  |
| Jacob Scott,        | 1710 OLD DIXON SLAUGHTERS RD , SLAUGHTERS KY 42456 |              | student   |
| Erin Deal,          | 7277 SR 120E , NEBO KY 42441                       |              | student   |
| David Harting,      | 55 NELSON ST , CLAY KY 42404                       |              | parent  |

II. Scheduled a minimum of three meetings during the 2010-2011 school year on the following dates:

|                                  |
|----------------------------------|
| December 9 <sup>th</sup> , 2010  |
| February 10 <sup>th</sup> , 2011 |
| May 12 <sup>th</sup> , 2011      |

III. Designated the following person(s) as the Title IX coordinator for the school:

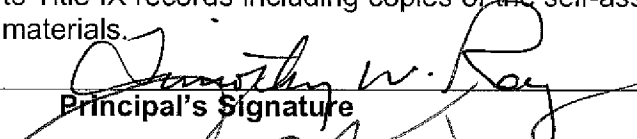
| Name      | Title                                 | Address                                 | Phone        |
|-----------|---------------------------------------|---|--------------|
| Matt Bell | Assistant Principal/Athletic Director | 1922 US HWY 41 A South, Dixon, KY 42409 | 270-639-5092 |



IV. Designated the following person(s) as the Title IX coordinator for the district:

| Name      | Title                                 | Address                                 | Phone        |
|-----------|---------------------------------------|---|--------------|
| Matt Bell | Assistant Principal/Athletic Director | 1922 US HWY 41 A South, Dixon, KY 42409 | 270-639-5092 |

School personnel are continuing to make periodic reviews of the boys' and girls' athletics program reflected in the Corrective Action Plan.

In addition to the above information, the above referenced school maintains a complete permanent file relative to Title IX records including copies of the self-assessment audit, all corrective action plans, and other related materials.

  
 Principal's Signature 3-24-11 2011  
 Date

  
 Superintendent Signature   
 School Board Chairpersons' Signature

*(Send original copy to KHSAA - Maintain duplicate in Title IX school folder)*



2010-2011  
ACCOMMODATION OF INTERESTS AND ABILITIES  
SUMMARY PROGRAM CHART (Form T-1)

KHSAA Form T1  
Rev. 10/10

Participation Opportunities: Test One - Proportionality

|       |         | (Column 1) | (Column 2)                     | (Column 3)   | (Column 4)                        |
|-------|---------|------------|--------------------------------|--|-----------------------------------|
|       | Program | Enrollment | Percentage of Total Enrollment | Number of Interscholastic Participants (double and triple count) | Percentage of Total Participation |
| Row 1 | GIRLS   | 306        | 49%                            | 181  | 49%                               |
| Row 2 | BOYS    | 319        | 51%                            | 185  | 51%                               |
| Row 3 | Totals  | 625        | 100%                           | 366  | 100%                              |

Instructions:

\*Number of 8<sup>th</sup> grade students & below used in Column 3 and Column 4 calculations: 48

- Determine the total number of girls enrolled, (place in Row 1, Column 1). Determine the total number of boys enrolled, (place in Row 2, Column 1).
- Add the total number of girls and boys enrolled to determine total enrollment, (place in Row 3, Column 1).
- Calculate the percentage of total enrollment that is female. (Divide Row 1, Column 1 by Row 3, Column 1 and place in Row 1, Column 2.) Calculate the percentage of total enrollment that is male. (Divide Row 2, Column 1 by Row 3, Column 1 and place in Row 2, Column 2.) Note: Row 1, Column 2 plus Row 2, Column 2 should total 100%.
- Ask coaches to confirm the names of those individuals who are on the team as of the first **date of regular season competition**, and cross out the names of those who were cut from the team or quit the team prior to the first regular season competitive event. Determine the total number of interscholastic athletics participants that are girls, (and place in Row 1, Column 3). In order to determine the total number of athletics participants, an individual should be counted each time he or she participates on a team. For example, if Jane Doe competes on the varsity volleyball team, the junior varsity volleyball team, the junior varsity basketball team, and the varsity softball team, she should be counted as four participants (**do not include club or intramural sports participants, cheerleaders, dance teams, or pom squads**). Calculate the same way for boys and girls. \* In addition, should 8<sup>th</sup> grade students and below play on a Freshman, Junior Varsity, or Varsity team, they should also be counted for each team and sport on which they participate. If applicable, please asterisk in the above notation as to how many 8<sup>th</sup> grade students & below are included in the totals.  
Using the same procedure, determine the total number of interscholastic athletic participants that are boys, (and place in Row 2, Column 3). Add Row 1, Column 3 plus Row 2, Column 3 to get total participants and place in Row 3, Column 3.
- Calculate the percentage of female participation. (Row 1, Column 3 divided by Row 3, Column 3 and place in Row 1, Column 4.) Calculate the percentage of male participation. (Row 2, Column 3 divided by Row 3, Column 3 and place in Row 2, Column 4.) Note: Row 1, Column 4 plus Row 2, Column 4 should total 100%.

Note: While being within three percent is not a formal compliance standard, if the percent listed in Row 1, Column 4 is within 3% of Row 1, Column 2, then it provides a good target within which compliance is likely.

Principal's Signature: Smith W. Roy Date: 3-24-11



**2010-2011  
ACCOMMODATION OF INTERESTS AND ABILITIES  
SUMMARY PROGRAM CHART (FORM T-2)  
PARTICIPATION OPPORTUNITIES: TEST TWO - PROGRAM  
EXPANSION**

|                    |          | Column 1                          | Column 2               | Column 3   | Column 4  | Column 5   |
|--------------------|----------|-----------------------------------|------------------------|--|---|--|
| Program            |          | Number of Teams Currently Offered | Number of Participants | Number of Teams Added Since the beginning of the 2006-2007 School Year | Current Number of Participants for the 2010-2011 school year who are playing on teams added since the 2006-2007 School Year | Percent of Total Participation By Sex Added Since the beginning of the 2006-2007 School Year |
| <b>GIRLS</b> Row 1 | varsity: | 7                                 | 92                     | 1  | 13  |  |
| Row 2              | j.v.:    | 4                                 | 65                     | 0  | 0   |  |
| Row 3              | frosh:   | 2                                 | 24                     | 1  | 8   |  |
| Row 4              | total:   | 13                                | 181                    | 3  | 21  | 12%  |
| <b>BOYS</b> Row 5  | varsity: | 6                                 | 102                    | 0  | 0   |  |
| Row 6              | j.v.:    | 3                                 | 52                     | 0  | 0   |  |
| Row 7              | frosh:   | 2                                 | 31                     | 0  | 0   |  |
| Row 8              | total:   | 11                                | 185                    | 0  | 0   | 0%   |

- 1) For Column 1, list the number of interscholastic teams offered for girls and boys at each competitive level (varsity, junior varsity, and freshman). For girls, total each of the entries in Rows 1, 2, and 3 into Row 4. For boys, total Rows 5, 6, and 7 into Row 8.
- 2) For Column 2, list the number of participants at each level. For girls, total each of the entries in Rows 1, 2, and 3 into Row 4. For boys, total Rows 5, 6, and 7 into Row 8. Note: The totals in Row 4 for girls and in Row 8 for boys must be the same as the totals in Form T-1, Column 3, Rows 1 and 2 respectively.
- 3) For Column 3, list the number of interscholastic teams that have been added in the last five years at each competitive level. Count each team added during the 5 year period only one time. e.g. Girl's junior varsity soccer was added 3 years ago, count the team only once, not 3 times. For girls, total the entries in Rows 1, 2, and 3 into Row 4. For boys, total Rows 5, 6, and 7 into Row 8.
- 4) For Column 4, list the number of participants that are currently on each level of the teams that were added in the last five years. If a team was added previously but no longer exists, there are no current participants to be added for that team. For girls, total the entries in Rows 1, 2, and 3 into Row 4. For boys, total Rows 5, 6, and 7 into Row 8.
- 5) For Column 5, calculate the percentage of participants that have been added in the last five years. For girls, take the number in Column 4, Row 4 and divide by the number in Column 2, Row 4. For boys, take the number in Column 4, Row 8 and divide it by the number in Column 2, Row 8.
- 6) **Note: If the percentage of current participants added in the last five years is 25% or greater for the underrepresented sex (most likely girls), compliance with Test Two may be possible. If less than 25%, then compliance with Test Three should be analyzed. CAUTION: 25% is not a formal compliance standard.**

Principal's Signature:  Date: 3-24-11



2010-2011  
**ACCOMMODATION OF INTERESTS AND ABILITIES  
 SUMMARY PROGRAM CHART (FORM T-3)**

KHSAA Form T3  
 Rev.10/10

**Participation Opportunities Test Three Full Accommodation**

**FOR ANY QUESTION ANSWERED "YES" IDENTIFY THE RESPECTIVE SPORT(S).**

|  | <b>GIRLS<br/>(Yes / No)</b> |  | <b>BOYS<br/>(Yes / No)</b>  |
|--|-----------------------------|--|-----------------------------|
| 1. Based on the responses from your most recent student survey, is there sufficient interest to form a viable interscholastic team for a sport not currently offered? If yes, what sport?  | No                          |  | no                          |
| 2. For a sport not currently offered at the varsity level, is there sufficient interest based on your most recent Student Interest Survey to form a viable team for an interscholastic freshman team or junior varsity team?       | No                          |  | Yes<br>Wrestling,<br>soccer |
| 3. For a sport currently offered at the interscholastic Junior Varsity or freshmen level, is there sufficient interest, based on your most recent Student Interest Survey, to form a varsity team?                                 | No                          |  | no                          |
| 4. If you answered YES to question (1), (2), or (3), are there enough high schools in the geographic area offering the sport (at the appropriate level) to allow for the development of a reasonable schedule of competition?      |                             |  |                             |
| 5. If you answered YES to question (1), (2), (3), or (4), are there enough high schools in the geographic area offering the sport (at the appropriate level) to allow for the development of a reasonable schedule of competition? |                             |  |                             |

Remember, test three – full accommodation means addressing the unmet interest of the underrepresented sex (most likely girls), not the overrepresented sex (most likely boys).

**Plans to Address Interest: now that volleyball has been established we are looking into the possibility of adding a boys' soccer team. We have scheduled an intramural league this spring to gather data of interests. We are also considering the possibility of returning the girls/boys golf programs back to the high school.**



2010-2011  
ACCOMMODATION OF INTERESTS AND ABILITIES  
SUMMARY PROGRAM CHART (FORM T-4)

KHSAA Form T4  
Rev. 10/10

Levels of Competition Test One

|       |             | Column 1                          | Column 2               | Column 3                                 |
|-------|-------------|-----------------------------------|------------------------|--|
| Girls | Team Levels | Number of Teams Currently Offered | Number of Participants | Percentage of Participants at Each Level |
| Row 1 | varsity:    | 7                                 | 92                     | 51                                       |
| Row 2 | j.v.:       | 4                                 | 65                     | 36                                       |
| Row 3 | frosh:      | 2                                 | 24                     | 13                                       |
| Row 4 | total:      |                                   | 181                    | 100%                                     |
| Boys  |             |                                   |                        |  |
| Row 5 | varsity:    | 6                                 | 102                    | 55                                       |
| Row 6 | j.v.:       | 3                                 | 52                     | 28                                       |
| Row 7 | frosh:      | 2                                 | 31                     | 17                                       |
| Row 8 | total:      |                                   | 185                    | 100%                                     |


- 1) Column 1, list the number of interscholastic teams offered for girls and boys at each competitive level; varsity, junior varsity, and freshman. (Refer to Form T-2, Accommodation of Interests and Abilities, Summary Program Chart 2, Column 1.)
- 2) For Column 2, list the number of participants at each level. For girls, total the entries in Rows 1, 2, and 3 into Row 4. For boys, total the entries in Rows 5, 6, and 7 into Row 8. (Refer to Form T-2, Accommodation of Interests and Abilities, Summary Program Chart 2, Column 2.)
- 3) For Column 3, calculate the percentage of female and male participants at each level.  
For girls' varsity, junior varsity, and frosh, respectively:
  - Divide Column 2, Row 1 by Column 2, Row 4, and place the percentage in Column 3, Row 1
  - Divide Column 2, Row 2 by Column 2, Row 4, and place the percentage in Column 3, Row 2.
  - Divide Column 2, Row 3 by Column 2, Row 4, and place the percentage in Column 3, Row 3.For boys' varsity, junior varsity, and frosh, respectively:
  - Divide Column 2, Row 5 by Column 2, Row 8, and place the percentage in Column 3, Row 5.
  - Divide Column 2, Row 6 by Column 2, Row 8, and place the percentage in Column 3, Row 6.
  - Divide Column 2, Row 7 by Column 2, Row 8, and place the percentage in Column 3, Row 7.

Principal's Signature: \_\_\_\_\_

*Shirley W. Ray*

Date: 3-24-11





2010-2011

**ACTUAL EXPENDITURES - PROGRAM COMPARISON CHART 1 --(FORM T-35)  
TO INCLUDE BOOSTER CLUB FUNDING**

KHSAA Form T35  
REV. 10/10

| Sports          | Equipment and Supplies |          | Travel       |           | Awards       |         | Coaches' salaries (to include supplemental and extended employment; dollar amount required) |   |             | Facilities improvements |        | Publications (if sport-specific) |        |         |
|-----------------|------------------------|----------|--------------|-----------|--------------|---------|---|---|-------------|-------------------------|--------|----------------------------------|--------|---------|
|                 | Expenditures           |          | Expenditures |           | Expenditures |         | Expenditures  |   |             | Expenditures            |        | Expenditures                     |        |         |
|                 | School                 | Booster  | School       | Booster   | School       | Booster | School  | # Coaches for all levels / # Teams for all levels | School      | Booster                 | School | Booster                          | School | Booster |
| G basketball    | *2046.90               | *6809.85 | 1925.00      | 1848.19   | 356.86       |         | 9,000.00  | 5/3   | *667,116.67 | 467.23                  |        |                                  |        | 548.00  |
| B basketball    | *5095.60               | *6097.79 |              | 4062.08   | 244.75       |         | 9,000.00  | 5/3   | *667,116.67 |                         |        |                                  |        | 450.00  |
| G softball      | 802.10                 | 3411.36  |              | 2462.36   | 384.65       |         | 4,000.00  | 3/2   |             |                         |        |                                  |        |         |
| B baseball      | 2577.00                | 3300.45  |              | *15889.13 | 932.95       |         | 4,000.00  | 6/3   | 310.50      | 1059.90                 |        |                                  |        |         |
| G cross country | 114.93                 | 250.00   |              | 987.89    |              |         | 500.00  | 1/1   |             |                         |        |                                  |        |         |
| B cross country | 314.89                 | 250.00   |              | 1028.58   |              |         | 500.00  | 1/1   |             |                         |        |                                  |        |         |
| G golf          |                        |          |              |           |              |         | NA  | NA  |             |                         |        |                                  |        |         |
| B golf          |                        |          |              |           |              |         | NA  | NA  |             |                         |        |                                  |        |         |
| G soccer        | 551.00                 | 1589.00  |              | *2140.14  | 155.75       | 457.89  | 3500.00   | 2/2   | *179,000.00 |                         |        |                                  |        |         |
| B soccer        |                        |          |              |           |              |         | NA  | NA  |             |                         |        |                                  |        |         |
| G swimming      |                        |          |              |           |              |         | NA  | NA  |             |                         |        |                                  |        |         |
| B swimming      |                        |          |              |           |              |         | NA  | NA  |             |                         |        |                                  |        |         |

1. Total expenditures on T-35 and T-36 on the 2010-2011 year report due by April 15, 2011 of each school year, should reflect the total monies spent (rounded off to nearest dollar) for the entire school year of 2009-2010 ending June 30, 2010.

2. Booster Club Funding/Contributions must be included in the above expenditures total. (Note: It is illegal for coaches to be paid by Booster Clubs -- Reference KHSAA Bylaw 27)

Principal's Signature: *Amothy W. Long*

Date: 3-24-11



**2010-2011  
ACTUAL EXPENDITURES - PROGRAM COMPARISON CHART 2 -- ( Form T36)  
TO INCLUDE BOOSTER CLUB FUNDING**

KHSAA Form T36  
REV.10/10

| Sports         | Equipment and supplies |         | Travel       |         | Awards       |         | Coaches' salaries (to include supplemental and extended employment; dollar amount required) |   |        | Facilities improvements |             |         | Publications (if sport-specific) |         |
|----------------|------------------------|---------|--------------|---------|--------------|---------|---|---|--------|-------------------------|-------------|---------|----------------------------------|---------|
|                | Expenditures           |         | Expenditures |         | Expenditures |         | Expenditures  |   |        | Expenditures            |             |         | Expenditures                     |         |
|                | School                 | Booster | School       | Booster | School       | Booster | School  | # Coaches for all levels / # Teams for all levels | School | Booster                 | School      | Booster | School                           | Booster |
| G track        | 1552.11                |         | 518.97       |         |              |         | 1550.00   | 2/1   |        |                         |             |         |                                  |         |
| B track        | 1552.11                |         | 518.97       |         |              |         | 1550.00   | 2/1   |        |                         |             |         |                                  |         |
| G tennis       | 310.23                 |         |              |         |              |         | 500.00  | 1/1   |        |                         |             |         |                                  |         |
| B tennis       | 239.23                 |         |              |         |              |         | 500.00  | 1/1   |        |                         |             |         |                                  |         |
| G volleyball   | *4018.28               |         |              |         | 117.39       |         | 1000.00   | 1/3   |        |                         | *666,891.67 |         |                                  |         |
| B wrestling    |                        |         |              |         |              |         | NA  | NA  |        |                         |             |         |                                  |         |
| G (list sport) |                        |         |              |         |              |         | NA  | NA  |        |                         |             |         |                                  |         |
| B football     | 10823.15               | 4017.72 |              | 4357.34 |              | 1634.92 | 10,000.00   | 3/2   |        |                         |             | 1650.00 |                                  |         |
| G (list sport) |                        |         |              |         |              |         | NA  | NA  |        |                         |             |         |                                  |         |
| B (list sport) |                        |         |              |         |              |         | NA  | NA  |        |                         |             |         |                                  |         |

1. Total expenditures on T-35 and T-36 on the 2010-2011 year report due by April 15, 2011, should reflect the total monies spent (rounded off to nearest dollar) for the entire school year of 2009-2010 ending June 30, 2010.

2. Booster Club Funding/Contributions must be included in the above expenditures totals. Indicate percentage of total expenditures for each gender: (if disparities are obvious, list on your Corrective Action Plan (T-60) what action you will take to correct the problem.)

| Gender        | Expenditures          | Percentage  |
|---------------|-----------------------|-------------|
| Boys          | \$759,073.73          | 33%         |
| Girls         | \$1,567,034.98        | 67%         |
| <b>Total:</b> | <b>\$2,323,108.71</b> | <b>100%</b> |

Principal's Signature: *Amithy W. Log* Date: 3-24-11

## Explanation of the T35 and T36 forms

### \*Boys Basketball :

- purchased new uniforms based on uniform rotation
- Built auxiliary gym (estimate) onetime cost

### \*girls Basketball

- purchased new uniforms based on uniform rotation
- Built Auxiliary gym (estimate) on time cost

**BOYS AND GIRLS BASKETBALL ROTATE WEEKLY ON THE USE OF THE MAIN GYM AND AUX GYM FOR PRACTICES.**

### \*soccer

- Driver donated time on travel
- Built soccer field, score board, press box, etc (estimate)

### \*baseball

- Team traveled to Myrtle Beach, SC for spring break

**BASEBALL AND SOFTBALL HAVE A ROTATION SCHEDULE TO SHARE THE HITTING FACILITY ON A WEEKLY BASIS**

### \*girls Volleyball

- Equipment and uniforms for new team

### \*XC teams

- Boys' and girls' teams combined for one booster club

### \*track and tennis

- Do NOT have booster clubs presently in place

**\*\* according to the Webster County Board of Education policy, individual teams are responsible for financing their own travel. Because of the expense of travel and other cost of maintaining a sport, many of the booster clubs at WCHS are constantly fundraising to meet the needs of their program.**



**2010-2011 KHSAA TITLE IX ATHLETICS AUDIT (Form T-41)**  
**Checklist - Overall Interscholastic Athletics Program**


KHSAA Form T41  
Rev. 10/10

**DIRECTIONS:**

For the Areas of Compliance (Opportunities and Benefits) listed on the left hand side of the page, place a checkmark under the appropriate column identifying whether your school provided an advantage to the Girls' Program, or to the Boys' Program or to Neither Program. A review of T-35 and T-36 spending patterns might be helpful in completing this form.

| Areas of Compliance:                              | ADVANTAGE TO:  |               |                 |
|---|----------------|---------------|-----------------|
|   | GIRLS' PROGRAM | BOYS' PROGRAM | NEITHER PROGRAM |
| <b>OPPORTUNITIES</b>                              |                |               |                 |
| Accommodation of Interest and Abilities           | √              |               |                 |
| <b>BENEFITS</b>                                   |                |               |                 |
| Equipment and Supplies                            |                |               | √               |
| Scheduling of Games and Practice Time             |                |               | √               |
| Travel and Per Diem Allowances                    |                |               | √               |
| Coaching  |                |               | √               |
| Locker Rooms, Practice and Competitive Facilities |                |               | √               |
| Medical and Training Facilities and Services      |                |               | √               |
| Publicity   |                |               | √               |
| Support Services                                  |                |               | √               |
| Housing and Dining                                |                |               | √               |
| Tutoring  |                |               | √               |
| Athletic Scholarships                             |                |               | √               |

**If an advantage/inequity is indicated, corrective action should be shown on the Corrective Action Plan, Form T-60.**

Principal's Signature:  Date: 3-24-11



**2010-2011 TITLE IX  
CORRECTIVE ACTION PLAN  
(FORM T-60)**

SCHOOL NAME Webster County

**DIRECTIONS:**

- For Column 1, indicate the intended area (Opportunities or Benefits) which needs corrective action in order to achieve gender equity. For Column 2, write the suggested change or activities that will correct the area in need of alteration. For Column 3, include the estimated completion date for the changes or activities.
- It is possible to attain compliance with Title IX and no longer need "corrective" action. However, the KHSAA strongly encourages compliant schools to identify items for improvement (Column 1), activities to accomplish the improvement (Column 2) and a timetable for completion (Column 3) that will strengthen the athletic program.
- You may copy this form as needed. Please attach corrective action plans along with audit forms and submit by April 15, 2011.

| COLUMN 1  | COLUMN 2   | COLUMN 3  |
|---|--|---|
| SPECIFIC ITEM FOR CORRECTION/ IMPROVEMENT                             | PLAN FOR SUGGESTED CHANGE  | START DATE AND COMPLETION DATE OF CORRECTIVE ACTION   |
| Closely monitor booster club finances                                 | Implement booster club agreement forms and unified booster club account records forms  | Booster club agreement forms were collected for the 2010-11 year and will be issued each year. an excel file has been created to give to every booster club treasure to use for recording expenses. |
| Auxiliary gym built and used for volleyball and girls/boys basketball | The varsity volleyball program was implemented in the fall of 2010   | Volleyball had their 1 <sup>st</sup> varsity season during the 2010 year  |
| Work with sports that do not have booster clubs                       | Work with coaches and parents in effort to create and install booster clubs  | Begin to plan and organize in the spring/summer of 2011   |
| Locker room facilities improvement                                    | Girls bball-flooring in bathroom and shower needs to be replaced, vanity has paint spilled on it<br>Boys bball-fix leak in locker room and weight room, install ceiling and new carpet and lighting, Update bathroom and showers<br>Boys PE-new lockers, patch holes, paint, new showers and stall doors<br>Girls PE-paint, new showers, new toilet and sink<br>PE locker room-need phone, new shelving<br>Locker room A-used for officials-shower flooring<br>Field house-need to fix up weight room facility | Develop plans in spring of 2011   |

Principal's Signature: *Christy W. [Signature]*

Date: 3-24-11