



Kentucky High School Athletic Association

2280 Executive Drive ° Lexington, KY 40505 ° www.khsaa.org ° (859)299-5472 (859)293-5999 (fax)

MEMORANDUM

To: Superintendent, Principal, and Athletic Director
Beechwood High School

From: Brigid L. DeVries, Commissioner
Larry Boucher, Assistant Commissioner


Date: July 25, 2006

Subject: 2005-2006 Title IX Annual Report Forms Submission

Enclosed please find a copy of Form T-65, the 2005-2006 KHSAA Title IX Annual Report Submission Status Report. In addition, you may find an attachment with corrected copies of the forms submitted by your school personnel. Please review this information so the forms can be completed accurately in the future.

Also, KHSAA Audit Team Members may have requested resubmission of some of the 2005-2006 Annual Report Forms or need additional information on your athletic programs. Please submit this information by the date requested if this is applicable. Copies and all KHSAA Title IX documents must be kept current and included in your permanent Title IX File at the school. All documents are subject to Open Records Requests.

Should you need any further information, please do not hesitate to call anytime.



**KHSAA TITLE IX
ANNUAL REPORT SUBMISSION
STATUS REPORT
2005-2006**

KHSAA Form T65
Revised 8/05

TO: KHSAA Member School Superintendents, Principals, and Athletic Directors

FROM: Brigid L. DeVries, Commissioner
Larry Boucher, Assistant Commissioner

DATE: 7/21/2006

| | | | |
|--------|-----------------------|-------------|-----------------|
| School | Beechwood High School | Reviewed by | Phyllis Catlett |
|--------|-----------------------|-------------|-----------------|

The following is a status report regarding the required 2005 - 2006 Title IX Annual Report submission of forms due into the KHSAA office by April 15, 2006. Appropriate KHSAA Audit Team personnel have reviewed these forms and the following is a summary of this review.

I. Checklist of Forms properly submitted in a satisfactory manner:

| | | | |
|-------------------------------------|-------------------------------|-------------------------------------|--|
| <input checked="" type="checkbox"/> | GE 19 (Annual Verification) | <input checked="" type="checkbox"/> | T-35 (Budget Expenses) |
| <input checked="" type="checkbox"/> | T-1 (Summary Program Chart 1) | <input checked="" type="checkbox"/> | T-36 (Budget Expenses) |
| <input checked="" type="checkbox"/> | T-2 (Summary Program Chart 2) | <input checked="" type="checkbox"/> | T-41 (Checklist – Overall Interscholastic Program) |
| <input checked="" type="checkbox"/> | T-3 (Summary Program Chart 3) | <input checked="" type="checkbox"/> | T-60 (Corrective Action Plan) |
| <input checked="" type="checkbox"/> | T-4 (Summary Program Chart 4) | <input checked="" type="checkbox"/> | T-63 (Interscholastic Survey Results) |

II. Status

| | | |
|----|-------------------------------------|---|
| A. | <input checked="" type="checkbox"/> | 2005 – 2006 Forms are satisfactory and no further information or action is necessary at this time. |
| B. | | Errors have been noted with respect to the following forms: |
| C. | | The following forms were omitted and must be submitted by school representatives: |
| D. | <input checked="" type="checkbox"/> | Other Recommendation and Comments: Form G-19 does not list a student being a member of The Gender Equity Committee. It is strongly recommended for by KHSAA that students be appointed to the committee and that meetings be held when students can attend. The school has addressed the current result of the most current survey on the correction action plan to increase participation. Good report. Have a good summer. |



**2005-2006 KENTUCKY HIGH SCHOOL ATHLETIC ASSOCIATION
ANNUAL VERIFICATION OF TITLE IX PROCEDURES**
(To be submitted by April 15, 2006 along with other required forms)

KHSAA
Form GE19
Rev. 9/05

The BEECHWOOD High School, FT. MITCHELL, Kentucky
(Name of High School) (City)

certifies to the Kentucky High School Athletic Association that the following is an accurate and true representation of the facts surrounding compliance with 20 U.S.C. Sections 1681-1688, et. Seq. (also known as Title IX)

I certify the following provisions in accordance with records at the school contained in the permanent Title IX file, and to the best of my knowledge have completed the following tasks (All boxes must be checked).

- ☒ Established a gender equity committee at the high school. (list committee personnel and provide attachment if necessary)

| Name | Address | Phone | Title |
|------------------|----------------------|--------------|--------------------|
| BOB BURNETT | Beechwood H.S. | 859-331-1220 | AD/T-9 coordinator |
| NIC LITTLE | Beechwood H.S. | 331-1220 | Teacher |
| NANCY HOFFMAN | 26 Pleasant Ridge | 331-6181 | Parent |
| SUSAN Keleford | Beechwood H.S. | 331-1220 | Coach |
| NORINE SULLIVAN | 2426 STONEWELL TRAIL | 344-0587 | Parent |
| ALISON McCortney | Beechwood H.S. | 331-1220 | Coach |

- ☒ Scheduled a minimum of three meetings during the 2005-2006 school year on the following dates:

AUGUST 29 - OCTOBER 18 - MARCH 7

- ☒ Designated the following person(s) as the Title IX coordinator for the school:

| | | |
|-------------|----------------------------|--------------|
| BOB BURNETT | ASST. PRINCIPAL / AD / DPP | 859-331-1220 |
| Name | Title | Phone |

- ☒ Designated the following person(s) as the Title IX coordinator for the district:

| | | |
|-------------|-------------------------------------|----------|
| BOB BURNETT | ASST. PRIN. / AD / DPP / T-9 coord. | 331-1220 |
| Name | Title | Phone |

- ☒ School personnel are continuing to make periodic reviews of the boys' and girls' athletics program reflected in the Corrective Action Plan.

- ☒ In addition to the above information, the above referenced school maintains a complete permanent file relative to Title IX records including copies of the self-assessment audit, all corrective action plans, and other related materials.

Bob Burnett
Principal's Signature

4-14 2006
Date

[Signature]
Superintendent Signature

[Signature]
School Board Chairpersons' Signature

(Send original copy to KHSAA - Maintain duplicate in Title IX school folder)

2005-2006
ACCOMMODATION OF INTERESTS AND ABILITIES
SUMMARY PROGRAM CHART 1

KHSAA
Form T1
Rev. 9/05

Participation Opportunities Test One

| | | (Column 1) | (Column 2) | (Column 3) | (Column 4) |
|-------|---------|------------|--------------------------------|--|-----------------------------------|
| | Program | Enrollment | Percentage of Total Enrollment | Number of Interscholastic Participants (double and triple count) | Percentage of Total Participation |
| Row 1 | GIRLS | 210 | 45 | 210 | 48 |
| Row 2 | BOYS | 255 | 55 | 229 | 52 |
| Row 3 | Totals | 465 | 100% | 439 | 100% |

Instructions:

*Number of 8th grade students & below used in Column 3 and Column 4 calculations if applicable: 70

- Determine the total number of girls enrolled, (place in Row 1, Column 1). Determine the total number of boys enrolled, (place in Row 2, Column 1).
- Add the total number of girls and boys enrolled to determine total enrollment, (place in Row 3, Column 1).
- Calculate the percentage of total enrollment that is female. (Divide Row 1, Column 1 by row 3, Column 1 and place in Row 1, Column 2.) Calculate the percentage of total enrollment that is male. (Divide Row 2, Column 1 by Row 3, Column 1 and place in Row 2, Column 2.) Note: Row 1, Column 2 plus Row 2, Column 2 should total 100%.
- Ask the head coaches to review the most updated eligibility or squad lists for their teams. Ask coaches to confirm the names of those individuals who are on the team as of the first **date of competition**, and cross out the names of those who were cut from the team or quit the team prior to the first competitive event. Determine the total number of interscholastic athletics participants that are girls, (and place in Row 1, Column 3). In order to determine the total number of athletics participants, an individual should be counted each time he or she participates on a team. For example, if Jane Doe competes on the varsity volleyball team, the junior varsity volleyball team, the junior varsity basketball team, and the varsity softball team, she should be counted as four participants (**do not include club or intramural sports participants, cheerleaders, dance teams, or pom squads**). Calculate the same way for boys and girls. * In addition, should 8th grade students and below play on a Freshman, Junior Varsity, or Varsity team, they should also be counted for each team and sport on which they participate. If applicable, please asterisk the above notation as to how many 8th grade students & below are included in the totals. Using the same procedure, determine the total number of interscholastic athletic participants that are boys, (and place in Row 2, Column 3). Add Row 1, Column 3 plus Row 2, Column 3 to get total participants and place in Row 3, Column 3.
- Calculate the percentage of female participation. (Row 1, Column 3 divided by Row 3, Column 3 and place in Row 1, Column 4.) Calculate the percentage of male participation. (Row 2, Column 3 divided by Row 3, Column 3 and place in Row 2, Column 4.) Note: Row 1, Column 4 plus Row 2, Column 4 should total 100%.

Note: While being within three percent is not a formal compliance standard; if the percent listed in Row 1, Column 4 is within 3% of Row 1, Column 2, then it provides a good target within which compliance is likely.

Principal's Signature: _____

Date: _____

4-14-06

2005-2006
ACCOMMODATION OF INTERESTS AND ABILITIES
SUMMARY PROGRAM CHART 2


KHSAA
Form T2
Rev. 9/05

Participation Opportunities Test Two

| | | | Column 1 | Column 2 | Column 3 | Column 4 | Column 5 |
|--------------|-------|----------|-----------------------------------|------------------------|--|---|--|
| Program | | | Number of Teams Currently Offered | Number of Participants | Number of Teams Added Since the beginning of the 2001-2002 School Year | Number of Participants Added Since the beginning of the 2001-2002 School Year | Percent of Total Participation By Sex Added Since the beginning of the 2001-2002 School Year |
| GIRLS | Row 1 | varsity: | 8 | 102 | 1 | 10 | |
| | Row 2 | j.v.: | 5 | 73 | 1 | 16 | |
| | Row 3 | frosh: | 3 | 35 | 3 | 33 | |
| | Row 4 | total: | 16 | 210 | 5 | 59 | 28% |
| BOYS | Row 5 | varsity: | 6 | 106 | 0 | | |
| | Row 6 | j.v.: | 3 | 61 | 0 | | |
| | Row 7 | frosh: | 4 | 62 | 2 | 12 | |
| | Row 8 | total: | 13 | 229 | 2 | 12 | 5% |

- 1) For Column 1, list the number of interscholastic teams offered for girls and boys at each competitive level (varsity, junior varsity, and freshman). For girls, total each of the entries in Rows 1, 2, and 3 into Row 4. For boys, total Rows 5, 6, and 7 into Row 8.
- 2) For Column 2, list the number of participants at each level. For girls, total each of the entries in Rows 1, 2, and 3 into Row 4. For boys, total Rows 5, 6, and 7 into Row 8. **Note:** The totals in Row 4 for girls and in Row 8 for boys must be the same as the totals in Form T-1, Column 3, Rows 1 and 2 respectively.
- 3) For Column 3, list the number of interscholastic teams that have been added in the last five years at each competitive level. Count each team added during the 5 year period only one time. e.g. Girl's junior varsity soccer was added 3 years ago, count the team only once, not 3 times. For girls, total the entries in Rows 1, 2, and 3 into Row 4. For boys, total Rows 5, 6, and 7 into Row 8.
- 4) For Column 4, list the number of participants that are currently on each level of the teams that were added in the last five years. If a team was added previously but no longer exists, there are no current participants to be added for that team. For girls, total the entries in Rows 1, 2, and 3 into Row 4. For boys, total Rows 5, 6, and 7 into Row 8.
- 5) For Column 5, calculate the percentage of participants that have been added in the last five years. For girls, take the number in Column 4, Row 4 and divide by the number in Column 2, Row 4. For boys, take the number in Column 4, Row 8 and divide it by the number in Column 2, Row 8.

Note: If the percentage of current participants added in the last five years is 25% or greater, compliance with test two may be possible. If less than 25%, then compliance with test three should be analyzed. **CAUTION:** 25% is not a formal compliance standard.

Principal's Signature:  Date: 4-14-06

2005-2006
ACCOMMODATION OF INTERESTS AND ABILITIES
SUMMARY PROGRAM CHART 3

Participation Opportunities Test Three

FOR ANY QUESTION ANSWERED "YES" IDENTIFY THE RESPECTIVE SPORT(S).

| | GIRLS (Yes / No) | | BOYS (Yes / No) |
|---|---|--|--|
| 1. For a sport not currently played at the interscholastic level (varsity, junior varsity, or freshman) in your school, is there an intramural team offered for that sport? | NO | | NO |
| 2. For a sport <u>not</u> currently offered in your interscholastic athletics program, is there sufficient interest to form a viable interscholastic team based on participation on an intramural team or community recreation teams? | YES | | YES |
| 3. For a sport <u>not</u> currently offered, is there sufficient interest, based on your most recent Student Interest Survey, to form a viable interscholastic team based on student responses from the interscholastic survey? If yes, what sport? | YES ^{no} SOCCER 10 CROSS COUNTRY | | YES ^{gls} 1 SOCCER 2 TRACK 3 WRESTLING |
| 4. For a sport currently offered at the varsity level only, is there sufficient interest, based on your most recent Student Interest Survey, to form a viable team for a junior varsity or freshman team that is not currently offered? | NO | | YES - DID START FROSH BASEBALL THIS YEAR |
| 5. For a sport currently offered at the junior varsity or freshman level is there sufficient interest, based on your most recent Student Interest Survey, to form a varsity team not currently offered? | NO | | NO |
| 6. If you answered YES to question (1), (2), (3), (4), or (5), are there enough high schools in your geographic area offering the sport (at the appropriate level) to allow for the development of a reasonable schedule of competition? | YES | | YES |

Principal's Signature: Bob Burlew Date: 4-14-06

2005-2006
ACCOMODATION OF INTERESTS AND ABILITIES
SUMMARY PROGRAM CHART 4

Levels of Competition Test One

| | | Column 1 | Column 2 | Column 3 |
|-------|-------------|-----------------------------------|------------------------|--|
| Girls | Team Levels | Number of Teams Currently Offered | Number of Participants | Percentage of Participants at Each Level |
| Row 1 | varsity: | 8 | 102 | 49 |
| Row 2 | j.v.: | 5 | 73 | 35 |
| Row 3 | frosh: | 3 | 35 | 16 |
| Row 4 | total: | | 210 | 100% |
| Boys | | | | |
| Row 5 | varsity: | 6 | 106 | 46 |
| Row 6 | j.v.: | 3 | 61 | 27 |
| Row 7 | frosh: | 4 | 62 | 27 |
| Row 8 | total: | | 229 | 100% |

- 1) Column 1, list the number of interscholastic teams offered for girls and boys at each competitive level; varsity, junior varsity, and freshman. (Refer to Form T-2, Accommodation of Interests and Abilities, Summary Program Chart 2, Column 1.)
- 2) For Column 2, list the number of participants at each level. For girls, total the entries in Rows 1, 2, and 3 into Row 4. For boys, total the entries in Rows 5, 6, and 7 into Row 8. (Refer to Form T-2, Accommodation of Interests and Abilities, Summary Program Chart 2, Column 2.)
- 3) For Column 3, calculate the percentage of female and male participants at each level.
For girls' varsity, junior varsity, and frosh, respectively:
 - Divide Column 2, Row 1 by Column 2, Row 4, and place the percentage in Column 3, Row 1.
 - Divide Column 2, Row 2 by Column 2, Row 4, and place the percentage in Column 3, Row 2.
 - Divide Column 2, Row 3 by Column 2, Row 4, and place the percentage in Column 3, Row 3.
 For boys' varsity, junior varsity, and frosh, respectively:
 - Divide Column 2, Row 5 by Column 2, Row 8, and place the percentage in Column 3, Row 5.
 - Divide Column 2, Row 6 by Column 2, Row 8, and place the percentage in Column 3, Row 6.
 - Divide Column 2, Row 7 by Column 2, Row 8, and place the percentage in Column 3, Row 7.

Principal's Signature: _____

Date: _____

2005-2006
ACTUAL EXPENDITURES - PROGRAM COMPARISON CHART 1
TO INCLUDE BOOSTER CLUB FUNDING

| | equipment and supplies | travel | awards | coaches' salaries (to include supplemental and extended employment; <i>dollar amount needed</i>) | facilities improvements | publications (if sport-specific) | | | | | | |
|-----------------|---------------------------|--------|--------|---|----------------------------|-------------------------------------|--------------|---------|--------------|---------|--------------|---------|
| | | | | | | | Expenditures | | Expenditures | | Expenditures | |
| | | | | | | | School | Booster | School | Booster | School | Booster |
| G basketball | 726 | 0 | 1899 | 0 | 80 | 0 | 8758 | 0 | 0 | 0 | 0 | 0 |
| B basketball | 409 | 0 | 2869 | 0 | 80 | 0 | 14,875 | 0 | 0 | 0 | 0 | 0 |
| G softball | 1145 | 0 | 388 | 0 | 20 | 0 | 3497 | 0 | 1082 | 0 | 0 | 0 |
| B baseball | 3321 | 0 | 2172 | 0 | 49 | 0 | 4902 | 0 | 1082 | 0 | 0 | 0 |
| G cross country | N/A | N/A | N/A | N/A | N/A | N/A | N/A | N/A | N/A | N/A | N/A | N/A |
| B cross country | N/A | N/A | N/A | N/A | N/A | N/A | N/A | N/A | N/A | N/A | N/A | N/A |
| G golf | 417 | 0 | 0 | 0 | 64 | 0 | 2578 | 0 | 0 | 0 | 0 | 637 |
| B golf | 345 | 0 | 0 | 0 | 45 | 0 | 2760 | 0 | 0 | 0 | 0 | 637 |
| G soccer | N/A | N/A | N/A | N/A | N/A | N/A | N/A | N/A | N/A | N/A | N/A | N/A |
| B soccer | N/A | N/A | N/A | N/A | N/A | N/A | N/A | N/A | N/A | N/A | N/A | N/A |
| G swimming | 135 | 0 | 0 | 0 | 45 | 0 | 520 | 0 | 0 | 0 | 0 | 0 |
| B swimming | 135 | 0 | 0 | 0 | 45 | 0 | 520 | 0 | 0 | 0 | 0 | 0 |

1. Total expenditures on T-35 and T-36 on the 2005-2006 year report due by April 15, 2006, should reflect the total monies spent (rounded off to nearest hundred) for the entire school year of 2004-2005 ending June 30, 2005.
2. Booster Club Funding/Contributions must be included in the expenditures total.

Principal's Signature: _____

Date: 4-14-06

2005-2006
ACTUAL EXPENDITURES - PROGRAM COMPARISON CHART 2
TO INCLUDE BOOSTER CLUB FUNDING

| | equipment and supplies | | travel | | awards | | coaches' salaries (to include supplemental and extended employment; dollar amount needed) | | facilities improvements | | publications (if sport-specific) | |
|----------------|------------------------|---------|--------------|---------|--------------|---------|--|---------|-------------------------|---------|-------------------------------------|---------|
| | Expenditures | | Expenditures | | Expenditures | | Expenditures | | Expenditures | | Expenditures | |
| | School | Booster | School | Booster | School | Booster | School | Booster | School | Booster | School | Booster |
| G track | 2463 | 0 | 2080 | 0 | 80 | 0 | 5459 | 0 | 0 | 0 | 0 | 0 |
| B track | N/A | N/A | N/A | N/A | N/A | N/A | N/A | N/A | N/A | N/A | N/A | N/A |
| G tennis | 522 | 0 | 0 | 0 | 40 | 0 | 2760 | 0 | 0 | 0 | 0 | 0 |
| B tennis | 382 | 0 | 0 | 0 | 40 | 0 | 2760 | 0 | 0 | 0 | 0 | 0 |
| G volleyball | 1670 | 0 | 985 | 0 | 53 | 0 | 6772 | 0 | 0 | 0 | 0 | 637 |
| B wrestling | N/A | N/A | N/A | N/A | N/A | N/A | N/A | N/A | N/A | N/A | N/A | N/A |
| G (list sport) | | | | | | | | | | | | |
| B football | 5014 | 0 | 2723 | 0 | 11 | 0 | 39138 | 0 | 0 | 0 | 0 | 637 |
| G (list sport) | | | | | | | | | | | | |
| B (list sport) | | | | | | | | | | | | |

1. Total expenditures on T-35 and T-36 on the 2005-2006 year report due by April 15, 2006, should reflect the total monies spent (rounded off to nearest hundred) for the entire school year of 2004-2005 ending June 30, 2005.

2. Booster Club Funding/Contributions must be included in the expenditures total.

Indicate percentage of total expenditures for each gender:

| Gender | Expenditures | Percentage |
|---------------|-------------------|-------------|
| Boys | \$ 84,951 | 65% |
| Girls | \$ 45,517 | 35% |
| Total: | \$ 130,472 | 100% |

Handwritten notes:
 \$395 \$159
 216
 Operating expense
 on book

Principal's Signature: _____

Date: _____

4-14-06


2005-2006 KHSAA TITLE IX ATHLETICS AUDIT
Checklist - Overall Interscholastic Athletics Program

KHSAA
Form T41
Rev. 9/05

DIRECTIONS:

For the Areas of Compliance (Opportunities and Benefits) listed on the left hand side of the page, place a checkmark under the appropriate column identifying whether your school provided an advantage to the Girls' Program, or to the Boys' Program or to Neither Program.

| Areas of Compliance: | ADVANTAGE TO: | | |
|---|----------------|---------------|-----------------|
| | GIRLS' PROGRAM | BOYS' PROGRAM | NEITHER PROGRAM |
| OPPORTUNITIES | | | |
| Accommodation of Interest and Abilities | | | ✓ |
| BENEFITS | | | |
| Equipment and Supplies | | | ✓ |
| Scheduling of Games and Practice Time | | | ✓ |
| Travel and Per Diem Allowances | | | ✓ |
| Coaching | | | ✓ |
| Locker Rooms, Practice and Competitive Facilities | | | ✓ |
| Medical and Training Facilities and Services | | | ✓ |
| Publicity | | | ✓ |
| Support Services | | | ✓ |
| Athletic Scholarships | N/A | N/A | N/A |
| Tutoring | | | ✓ |
| Housing and Dining Facilities and Services | N/A | N/A | N/A |
| Recruitment of Student Athletes | N/A | N/A | N/A |

Principal's Signature:  Date: 4-14-06

Copyright 1999, Good Sports, Inc., Title IX and Gender Equity Specialists. All rights reserved.



2005-2006 INTERSCHOLASTIC
ATHLETICS SURVEY
Summary of Student Responses

KHSAA
Form T63
Rev. 9/05

School Name: BEECHWOOD
School Enrollment: 465 (SHOULD AGREE WITH FORM T-1)
Date: FEBRUARY
Completed By: _____

Instructions:

1. Summarize the Student Athletics Interest Surveys Form T-61 by listing the total number of responses on the line next to each sport.
2. Under the Other Category please provide a listing of the sports as well as the number of students who are interested in participating.
3. Please sign and date this Summary Form (T-63) and mail this Summary Form only to the KHSAA by April 15, 2006. Do not mail the student surveys (Form T-61). However, these Forms should be maintained in your files in the event they are requested subsequently.

344 Number of Surveys (SURVEY WAS FOR ³⁸⁷ 7-11; NOT 12TH GRADERS)
344 Total Returned (A minimum of 80% return is expected)
7-11 Grades Surveyed (Should be grades 9-11 and 8th grade if school has a feeder system)
89% RETURNED

How Was The Survey Administered? HOMEROOM
(e.g. was it given in all English classes, or all home rooms, or advisee/advisor?)

KHSAA Sanctioned Fall Sports (List Total Number of Participation Responses)

10 Cross Country (Girls)
11 Cross Country (Boys)
86 Football (Boys)
8 Golf (Girls)
13 Golf (Boys)
70 Soccer (Girls) ✓
36 Soccer (Boys)
40 Volleyball (Girls)

Winter Sport (*List Total Number of Participation Responses*)

| | |
|-----------|---------------------------|
| <u>35</u> | Basketball (Girls) |
| <u>72</u> | Basketball (Boys) |
| <u>28</u> | Indoor Track (Girls) |
| <u>28</u> | Indoor Track (Boys) |
| <u>23</u> | Swimming & Diving (Girls) |
| <u>7</u> | Swimming & Diving (Boys) |
| <u>18</u> | Wrestling (Boys) |

Spring Sport (*List Total Number of Participation Responses*)

| | |
|-----------|-----------------------------|
| <u>56</u> | Baseball (Boys) |
| <u>16</u> | Fast Pitch Softball (Girls) |
| <u>22</u> | Slow Pitch Softball (Girls) |
| <u>36</u> | Tennis (Girls) |
| <u>18</u> | Tennis (Boys) |
| <u>37</u> | Track (Girls) |
| <u>34</u> | Track (Boys) |

Non-KHSAA Sanctioned Sports (*From Student Survey T-61 Question 10*)

| | |
|-----------|-------------------|
| <u>68</u> | Archery |
| <u>27</u> | Field Hockey |
| <u>67</u> | Bowling |
| <u>5</u> | Boys' Gymnastics |
| <u>53</u> | Girls' Gymnastics |
| <u>37</u> | Ice Hockey |
| <u>57</u> | Boys' Lacrosse |
| <u>47</u> | Girls' Lacrosse |
| <u>76</u> | Rifle |
| <u>60</u> | Rodeo |
| <u>27</u> | Boys' Volleyball |
| <u>32</u> | Water Polo |
| <u>45</u> | Weightlifting |

Number of Students who participate in Intramural Sports*(From Student Survey T-61 Question 5)*

| <u>Sport</u> | <u>Number</u> |
|--|---------------|
| BEECHWOOD DOES NOT OFFER INTRAMURAL SPORTS. | |
| | |
| | |
| | |

List Intramural Sports students are interested in adding:

(From Student Survey T-61 Question 6)

| <u>Sport</u> | <u>Number</u> |
|--------------------------|---------------|
| BEECHWOOD DOES NOT OFFER | |
| INTRAMURAL SPORTS | |
| | |
| | |

Participation in Non-School Sports Activities

(From Student Survey T-61 Question 7)

| <u>Sport</u> | <u>Number</u> |
|--------------|---------------|
| SOCCER | 29 |
| CHEERLEADING | 7 |
| BASKETBALL | 1 |
| DANCE | 8 |
| BOWLING | 6 |
| BASEBALL | 16 |

OTHERS LISTED: LACROSSE, HOCKEY, GYMNASTICS, PIANO, PAINTBALL, HORSEBACK RIDING,

Reasons for not participating in interscholastic athletics

(From Survey Question 8)

- 42 I prefer other activities such as band, chorus, etc.
- 42 I don't have time
- 15 The practice schedules and game times are inconvenient
- 25 The sport I like isn't offered
- 5 It's too expensive
- 7 I prefer to participate in club or intramural sports
- 12 Working
- 17 Other:

Student Suggestions to encourage participation

ADD MORE SPORTS; WHAT ABOUT BAND; ADD SOCCER;
 CHEERLEADING IS A SPORT; PAY STUDENTS; GIVE CREDIT TO
 PLAYERS (LIKE A COURSE SELECTION); BE LESS COMPETITIVE;
 HIRE BETTER COACHES; MAKE ALL SPORTS IMPORTANT - NOT JUST FOOTBALL;
 FORGET FOOTBALL PEOPLE WANT SOCCER AND BOYS TRACK; ADVERTISE.

Bob Bowen
 Principal's Signature

4-14-06
 Date