



***2013 RUSSELL ATHLETIC/
KHSAA COMMONWEALTH
GRIDIRON BOWL***



**Houchens Industries - L.T. Smith Stadium
Western Kentucky University
Bowling Green
December 6-7, 2013**

2013-2014 KHSAA Board of Control - KHSAA Staff



President
Bill Beasley
Henderson
At-Large
(2012-16)



President-Elect
Carrell Boyd
Princeton
Regions 1-2
(2013-17)



Director
John Barnes
Lexington
Regions 9-16
(2013-17)



Director
Kim Parker-Brown
Lexington
At-Large
(2013-17)



Director
Donna Bumps
Bowling Green
Regions 1-8
(2013-16)



Director
Art Davis
Metropolis, Ill.
Regions 1-8
(2010-14)



Director
Ron Dawn
Newport
Regions 9-16
(2012-16)



Director
Alan Donhoff
Louisville
Regions 1-8
(2010-14)



Director
Gwen Gibbs
Campton
Regions 9-16
(2013-15)



Director
Dana Guyer
Louisville
At-Large
(2011-15)



Director
Scott Hawkins
Versailles
Regions 11-12
(2013-17)



Director
Jerry Keepers
Louisville
Regions 6-7
(2010-14)



Director
Lea Wise Prewitt
Director
At-Large
(2010-14)




Director
Steve Riley
Glasgow
Regions 3-4
(2011-14)



Director
Jeff Saylor
Middlesboro
Regions 13-14
(2012-16)



Director
Stan Steidel
Cold Spring
Regions 9-10
(2011-15)



Director
Henry Webb
Prestonsburg
Regions 15-16
(2012-16)



Director
Dave Weedman
Louisville
Regions 5 & 8
(2010-14)



Julian Tackett
Commissioner



Michael Barren
Asst. Commissioner



Darren Bilberry
Asst. Commissioner



Butch Cope
Assoc. Commissioner



Angela Passafiume
Asst. Commissioner



Chad Collins
General Counsel



Rob Catron
Information
Technology Director




Joe Angolia
Communications
Director



Marilyn Mitchell
Admin. Assistant/
Office Manager




Ne'cee Anderson
Admin. Support
Specialist



Marsha Day
Admin. Support
Specialist



Darlene Koszenski
Admin. Support
Specialist



Phyllis Sallee
Admin. Support
Specialist



John Ginn
Physical Plant
Director



Jeremy Ison
Information
Technology Asst.



Alec Jury
Communications
Assistant

Executive Director
 Jimmie Reed

President
 Mike Settles (Lincoln County)



Past-President
 Joe Morris (Mayfield)

First Vice-President
 TBD

The Kentucky Football Coaches Association would like to recognize the following players and coaches as District Player and Coach of the Year for the 2013 season. For more information on the KFCA, contact President Mike Settles (Lincoln County) at mike.settles@lincoln.kyschools.us or Executive Director Jimmie Reed at jreed@bardstown.com.

DISTRICT PLAYERS OF THE YEAR

Class 1A			Class 3A			Class 5A		
District 1	Jake Guhy	Mayfield	District 1	Derek Overstreet	Paducah Tilghman	District 1	Cody Crider	Graves Co.
District 2	Conner Ballard	Bethlehem	District 2	Jay Eblen	South Warren	District 2	Devin Hayes	Bowling Green
District 3	Jalen Washington	Frankfort	District 3	Austin Hartsell	Henry Co.	District 3	Matt Elam	John Hardin
District 4	Mitchell Cody	Ludlow	District 4	Tyler Guffey	Wayne Co.	District 4	Trevor Carnell	Bullitt Central
District 5	Chris Helton	Williamsburg	District 5	Brent Holman	Bourbon Co.	District 5	Drew Barker	Conner
District 6	Brandon Jones	Hazard	District 6	Rashon Nelson	Mason Co.	District 6	Devin Taylor	West Jessamine
District 7	Daylin Beach	Raceland	District 7	Kody Thornsberry	Morgan Co.	District 7	Damien Harris	Madison Southern
District 8	Cody Estep	Pikeville	District 8	Sani Warren	Belfry	District 8	Carson Whitehead	Harlan Co.

Class 2A			Class 4A			Class 6A		
District 1	Elijah Sindelar	Caldwell Co.	District 1	Nick Locker	Owensboro	District 1	Jordan Troutman	McCracken Co.
District 2	Houston Hartz	Owensboro Catholic	District 2	Charlie Trapp	Allen Co.-Scottsville	District 2	Jonah Shacklett	Meade Co.
District 3	Evan Jagers	Green Co.	District 3	Lawson Page	Collins	District 3	Joe Brown	Butler
District 4	Dylan Byrd	DeSales	District 4	Jonathon Breeding	Nelson Co.	District 4	Davis Mattingly	Male
District 5	Nate McCoy	Gallatin Co.	District 5	Evan Fletcher	Russell Co.	District 5	Will Bush	Ballard
District 6	Kagan Skidmore	Somerset	District 6	Josiah Robins	Boyle Co.	District 6	Brenan Kuntz	Simon Kenton
District 7	Jalen Beal	Covingthorn Holy Cross	District 7	Drew Houliston	Highlands	District 7	Scott Daniel	Scott Co.
District 8	Dylan Hamilton	Betsy Layne	District 8	Quinton Baker	Ashland	District 8	R. J. Taylor	Tates Creek

DISTRICT COACHES OF THE YEAR

Class 1A			Class 3A			Class 5A		
District 1	Joe Morris	Mayfield	District 1	Randy Wyatt	Paducah Tilghman	District 1	Lance Gregory	Graves Co.
District 2	Ron Koontz	Bethlehem	District 2	Mark Nelson	South Warren	District 2	Kevin Wallace	Bowling Green
District 3	Steve Fromeyer	Eminence	District 3	Jason Spencer	Henry Co.	District 3	Chad Lewis	John Hardin
District 4	Rick Hornsby	Ludlow	District 4	Shawn Thompson	Wayne Co.	District 4	Darrell Vincent	Bullitt East
District 5	Jerry Herron	Williamsburg	District 5	John Hodge	Bourbon Co.	District 5	Jamie Reed	South Oldham
District 6	Bart Elam	Pineville	District 6	David Buchanan	Mason Co.	District 6	Dan Gooch	Montgomery Co.
District 7	Joe Chirico	Paintsville	District 7	Russ Shearer	Jackson Co.	District 7	Johnny Hines	Pulaski Co.
District 8	Chris McNamee	Pikeville	District 8	Philip Haywood	Belfry	District 8	Tom Larkey	Harlan Co.

Class 2A			Class 4A			Class 6A		
District 1	David Barnes	Caldwell Co.	District 1	Joe Prince	Owensboro	District 1	Jack Haskins	McCracken Co.
District 2	John Edge	Owensboro Catholic	District 2	Doug Preston	Franklin-Simpson	District 2	Mark Perry	Central Hardin
District 3	Fred Harbison	Metcalfe Co.	District 3	Jerry Lucas	Collins	District 3	Gary Wheeler	Butler
District 4	Stefon LeFors	Christian Acad.-Lou.	District 4	Jamie Egli	Nelson Co.	District 4	Chris Wolfe	Male
District 5	Tim Browning	Gallatin Co.	District 5	Bill Sharp	Russell Co.	District 5	Joe Nichols	Fern Creek
District 6	Randy Frazier	Middlesboro	District 6	Larry French	Boyle Co.	District 6	Jeff Marksberry	Simon Kenton
District 7	Matthew Schmitz	Newport	District 7	Ben Nevels	Holmes	District 7	Jim McKee	Scott Co.
District 8	Eddie Melton	Leslie Co.	District 8	Chris Mullins	Greenup	District 8	Mike Harmon	Tates Creek

Congratulations to the following coaches who enjoyed an undefeated regular season:

David Barnes (Caldwell Co.), John Hodge (Bourbon Co.), David Buchanan (Mason Co.), Shawn Thompson (Wayne Co.), Larry French (Boyle Co.), Jim Matney (Johnson Central), Kevin Wallace (Bowling Green), Johnny Hines (Pulaski Co.), Jim McKee (Scott Co.), Jeff Marksberry (Simon Kenton).

Congratulations to the following coaches who reached coaching milestone victories this season:

200th Career Win - Sam Simpson (Henry Clay), Paul Rains (Paul Laurence Dunbar)

150th Career Win - Al Starnes (Crittenden Co.)

100th Career Win - John Myers (Russellville), Craig Foley (Frankfort), Mark Dixon (Hazard), Mark Peach (Anderson Co.)



2013 FINAL DISTRICT STANDINGS

Class 1A, District 1 (1) Mayfield 9-1 3-0 (2) Russellville 8-2 2-1 (3) Fulton County 1-7 1-2 (4) Fulton City 1-8 0-3	Class 1A, District 2 (1) Bethlehem 9-1 3-0 (2) Holy Cross (Louisville) 5-5 2-1 (3) Kentucky Country Day 5-5 1-2 (4) Caverna 2-8 0-3	Class 1A, District 3 (1) Frankfort 8-2 3-0 (2) Paris 8-2 2-1 (3) Eminence 6-4 1-2 (4) Bracken County 2-8 0-3	Class 1A, District 4 (1) Beechwood 6-4 3-0 (2) Bellevue 6-4 2-1 (3) Ludlow 4-6 1-2 (4) Dayton 2-8 0-3	Class 1A, District 5 (1) Williamsburg 7-2 3-0 (2) Campbellsville 3-7 2-1 (3) Berea 2-8 1-2 (4) Lynn Camp 3-7 0-3	Class 1A, District 6 (1) Hazard 9-1 3-0 (2) Pineville 6-4 2-1 (3) Harlan 2-8 1-2 (4) Jenkins 1-9 0-3	Class 1A, District 7 (1) Raceland 8-2 3-0 Fairview 5-5 2-1 (3) Paintsville 7-3 1-2 (4) Nicholas County 2-8 0-3	Class 1A, District 8 (1) Pikeville 9-1 3-0 (2) South Floyd 3-7 1-2 (3) Allen Central 2-8 1-2 (4) Phelps 1-9 1-2	Class 2A, District 1 (1) Caldwell County 10-0 3-0 (2) Murray 6-4 2-1 (3) Ballard Memorial 7-3 1-2 (4) Crittenden County 3-6 0-3	Class 2A, District 2 (1) Owensboro Catholic 8-2 5-0 (2) Union County 8-2 4-1 (3) Butler County 7-3 3-2 (4) Hancock County 2-8 2-3 McLean County 4-6 1-4 Todd County Central 0-10 0-5	Class 2A, District 3 (1) Glasgow 9-1 2-0 (2) Green County 5-5 1-1 (3) Metcalfe County 5-5 0-2	Class 2A, District 4 (1) Christian Academy-Lou. 9-1 6-0 (2) DeSales 9-1 5-1 (3) Bardstown 8-2 4-2 (4) Washington County 4-6 3-3 Fort Knox 2-8 2-4 Shawnee 3-6 1-5 Thomas Nelson 0-10 0-6	Class 2A, District 5 (1) Gallatin County 8-2 4-0 (2) Walton-Verona 8-2 3-1 (3) Carroll County 5-5 2-2 (4) Owen County 2-8 1-3 Trimble County 0-10 0-4	Class 2A, District 6 (1) Newport Central Catholic 6-4 4-0 (2) Newport 5-5 3-1 (3) Lloyd Memorial 6-4 2-2 (4) Holy Cross (Covington) 1-9 1-3 Bishop Brossart 3-7 0-4	Class 2A, District 7 (1) Middlesboro 8-2 2-1 (2) Danville 5-5 2-1 (3) Somerset 5-4 2-1 (4) Lexington Christian 1-9 0-3	Class 2A, District 8 (1) Prestonsburg 5-5 3-0 (2) Betsy Layne 9-1 2-1 (3) Shelby Valley 5-5 1-2 (4) Leslie County 3-7 0-3	Class 3A, District 1 (1) Paducah Tilghman 5-5 3-0 (2) Fort Campbell 4-6 2-1 (3) Trigg County 5-5 1-2 (4) Webster County 1-9 0-3	Class 3A, District 2 (1) South Warren 9-1 4-0 (2) Monroe County 7-3 3-1 (3) Edmonson County 4-6 2-2 (4) Adair County 4-6 1-3 Hart County 4-6 0-4	Class 3A, District 3 (1) Central 7-3 3-0 (2) Henry County 6-4 2-1 (3) Elizabethtown 6-4 1-2 (4) LaRue County 0-10 0-3	Class 3A, District 4 (1) Wayne County 10-0 4-0 (2) Bell County 6-4 3-1 (3) Corbin 8-2 2-2 (4) Casey County 2-8 1-3 McCreary Central 0-10 0-4	Class 3A, District 5 (1) Bourbon County 10-0 5-0 (2) Garrard County 6-4 4-1 (3) Estill County 5-5 3-2 (4) Powell County 7-3 2-3 Bath County 3-7 1-4 Western Hills 1-9 0-5	Class 3A, District 6 (1) Mason County 10-0 5-0 (2) Russell 6-4 4-1 (3) Lewis County 7-3 3-2 (4) Fleming County 3-7 2-3 East Carter 4-6 1-4 West Carter 2-8 0-5	Class 3A, District 7 (1) Breathitt County 6-4 4-0 (2) Magoffin County 6-4 3-1 (3) Morgan County 4-6 2-2 (4) Jackson County 6-4 1-3 Knott County Central 4-6 0-4	Class 3A, District 8 (1) Belfry 9-1 3-0 (2) Pike County Central 5-5 2-1 (3) Lawrence County 7-3 1-2 (4) Sheldon Clark 0-9 0-3	Class 4A, District 1 (1) Owensboro 7-3 3-0 (2) Madisonville-N. Hopkins 5-5 2-1 (3) Calloway County 5-5 1-2 (4) Hopkins County Central 0-10 0-3	Class 4A, District 2 (1) Franklin-Simpson 6-4 3-0 (2) Warren East 6-4 2-1 (3) Allen County-Scottsville 4-6 1-2 (4) Breckinridge County 1-9 0-3	Class 4A, District 3 (1) Collins 8-2 4-0 (2) North Oldham 7-3 3-1 (3) Spencer County 6-4 2-2 (4) Waggener 1-9 1-3 Atherton 0-10 0-4	Class 4A, District 4 (1) Western 5-5 5-0 (2) Nelson County 7-3 4-1 (3) Doss 6-4 3-2 (4) Moore 4-6 2-3 Valley 1-9 1-4 Fairdale 0-10 0-5	Class 4A, District 5 (1) Boyle County 10-0 4-0 (2) Lexington Catholic 7-3 3-1 (3) Mercer County 6-4 2-2 (4) Marion County 4-6 1-3 Taylor County 3-7 0-4	Class 4A, District 6 (1) Russell County 9-1 3-0 (2) Knox Central 6-4 2-1 (3) Rockcastle County 2-8 1-2 (4) Clay County 2-8 0-3	Class 4A, District 7 (1) Highlands 9-1 3-0 (2) Covington Catholic 8-2 2-1 (3) Holmes 5-5 1-2 (4) Harrison County 3-7 0-3	Class 4A, District 8 (1) Johnson Central 10-0 4-0 (2) Ashland Blazer 7-3 3-1 (3) Rowan County 3-7 2-2 (4) Boyd County 1-9 1-3 Greenup County 2-8 0-4	Class 5A, District 1 (1) Graves County 8-2 4-0 (2) Christian County 4-6 3-1 (3) Hopkinsville 4-6 2-2 (4) Apollo 2-8 1-3 Ohio County 2-8 0-4	Class 5A, District 2 (1) Bowling Green 9-0 4-0 (2) Warren Central 5-5 3-1 (3) Barren County 4-6 2-2 (4) Greenwood 3-7 1-3 Logan County 0-10 0-4	Class 5A, District 3 (1) John Hardin 8-2 4-0 (2) Grayson County 4-6 2-2 (3) Jeffersonton 3-7 2-2 (4) North Hardin 1-9 1-3 Iroquois 5-5 1-3	Class 5A, District 4 (1) Bullitt East 9-1 3-0 (2) Shelby County 5-4 1-2 (3) North Bullitt 3-7 1-2 (4) Bullitt Central 4-6 1-2	Class 5A, District 5 (1) South Oldham 7-3 4-0 (2) Conner 7-3 3-1 (3) Scott 7-3 2-2 (4) Cooper 3-7 1-3 Grant County 1-9 0-4	Class 5A, District 6 (1) Anderson County 8-2 5-0 (2) Franklin County 9-1 4-1 (3) Montgomery County 6-4 3-2 (4) West Jessamine 4-6 2-3 Woodford County 1-9 1-4 East Jessamine 1-9 0-5	Class 5A, District 7 (1) Pulaski County 10-0 5-0 (2) Madison Southern 8-1 4-1 (3) North Laurel 8-2 3-2 (4) Lincoln County 5-5 2-3 Southwestern 1-9 1-4 South Laurel 3-7 0-5	Class 5A, District 8 (1) Harlan County 7-3 3-0 (2) Perry County Central 5-5 1-2 (3) Letcher County Central 4-6 1-2 (4) Whitley County 1-9 1-2	Class 6A, District 1 (1) McCracken County 8-2 3-0 (2) Henderson County 8-2 2-1 (3) Daviess County 6-4 1-2 (4) Marshall County 1-9 0-3	Class 6A, District 2 (1) Meade County 8-2 2-0 (2) Central Hardin 9-1 1-1 (3) Muhlenberg County 6-4 0-2	Class 6A, District 3 (1) Butler 8-2 3-0 (2) Seneca 2-8 2-1 (3) Pleasure Ridge Park 4-6 1-2 (4) Southern 4-6 0-3	Class 6A, District 4 (1) Male 9-1 2-1 (2) Trinity (Louisville) 4-5 2-1 (3) St. Xavier 6-4 1-2 (4) DuPont Manual 8-2 1-2	Class 6A, District 5 (1) Ballard 5-5 2-1 (2) Fern Creek 6-4 2-1 (3) Eastern 4-5 2-1 (4) Oldham County 2-8 0-3	Class 6A, District 6 (1) Simon Kenton 10-0 4-0 (2) Campbell County 7-3 3-1 (3) Dixie Heights 7-3 2-2 (4) Ryle 2-8 1-3 (5) Boone County 0-10 0-4	Class 6A, District 7 (1) Scott County 10-0 3-0 (2) Henry Clay 7-2 1-2 (3) Bryan Station 4-5 1-2 (4) Paul Laurence Dunbar 5-5 1-2	Class 6A, District 8 (1) Tates Creek 6-4 2-1 (2) Lafayette 3-7 2-1 (3) Madison Central 2-8 1-2 (4) George Rogers Clark 2-8 1-2
---	--	---	--	---	---	---	--	--	---	---	--	---	---	---	--	--	--	--	--	--	---	---	--	---	---	---	---	---	---	---	--	---	---	--	--	--	---	--	--	--	--	--	--	--	---	---	---

2013 KHSAA OVERALL STATISTICAL LEADERS (AS OF 12/2)

TOP 15 RUSHING LEADERS
(ranked by net yards rushing average)

Player	School	Gms	Att	Yds	TD	Avg
Devin Taylor	West Jessamine	11	282	2664	29	242
Damien Harris	Madison Southern	12	220	2621	42	218
Trevor Carnell	Bullitt Central	11	234	2096	21	191
Brandon Jones	Hazard	12	177	2200	24	183
Kody Thornsberry	Morgan County	11	267	1966	26	179
Cody Crider	Graves County	13	238	2085	26	160
Michael Nero	DuPont Manual	12	258	1832	20	153
Gabe Blair	North Laurel	11	243	1670	21	152
Jonathon Scruggs	Holmes	10	199	1493	15	149
Brent Holman	Bourbon County	13	142	1919	34	148
Jordan Troutman	McCracken County	12	199	1763	18	147
Ben Rodgers	Knott Co. Central	10	190	1471	14	147
Quentin Baker	Ashland Blazer	11	185	1607	17	146
Charlie Trapp	Allen County	10	178	1388	19	139
Dylan Byrd	DeSales	14	231	1889	34	135

TOP 15 PASSING LEADERS
(ranked by net yards passing average)

Player	School	Gms	Att	Cmp	Int	Yds	TD	P-GM
Ora Johnson	Bryan Station	11	356	219	12	3403	36	309
Houston Hartz	Owensboro Catholic	12	529	322	9	3664	43	305
Jonathan Breeding	Nelson County	12	405	236	11	3441	36	287
Drew Houliston	Highlands	13	304	212	2	3660	48	282
Elijah Sindelar	Caldwell County	13	303	196	8	3374	44	260
Dylan Hamilton	Betsy Layne	11	263	159	9	2852	34	259
Tyler Ackerson	Bellevue	12	382	211	18	3054	27	255
Reese Ryan	Lex. Catholic	14	336	216	9	3349	37	239
Devin Hayes	Bowling Green	13	264	188	6	3101	41	239
Davis Mattingly	Male	13	396	256	6	2980	27	229
Drew Barker	Conner	12	317	195	5	2702	34	225
Tyler Guffey	Wayne County	14	280	162	5	3128	32	223
Lawson Page	Collins	14	316	198	4	3036	37	217
Rex Wallace	Ballard	10	278	153	16	2149	18	215
Dalton Sizemore	Williamsburg	13	282	163	7	2775	31	213

TOP 15 RECEIVING LEADERS
(ranked by yards gained receiving per game)

Player	School	Gms	Rec	Yds	TD	YD/GM	TD/GM
Nacarius Fant	Bowling Green	13	78	1599	23	123	1.8
Carl Walker	Bryan Station	11	60	1220	11	111	1.0
Jason Perkins	Wayne County	14	59	1371	15	98	1.1
Austin Lov vorn	Nelson County	12	57	1170	16	98	1.3
Peyton Case	Betsy Layne	11	48	1012	13	92	1.2
Tequan Claitt	Bryan Station	10	61	900	9	90	0.9
Nate McCoy	Gallatin County	13	53	1157	14	89	1.1
Ben Jones	Nelson County	12	85	1069	10	89	0.8
Deion Jackson	Mayfield	11	42	981	12	89	1.1
Taborn Kissick	Bath County	10	58	879	6	88	0.6
Blake Stephenson	Bellevue	12	59	1038	10	87	0.8
Christopher Hudson	Hazard	13	52	1116	13	86	1.0
Corey Shelton	Williamsburg	13	50	1073	14	83	1.1
Jansen Riney	Owensboro Catholic	12	77	987	9	82	0.8
David Bouvier	Lex. Catholic	14	78	1138	11	81	0.8

TOP 15 SCORING LEADERS
(ranked by total points per game)

Player	School	Gms	TDR	TDR%	TD	FG	PAT	Cnv	Pts	Avg
Brent Holman	Bourbon County	13	33	5	0	0	0	2	234	18.0
Damien Harris	Madison Southern	12	42	1	2	0	0	2	206	17.2
Evan Jagers	Green County	10	20	7	0	0	0	4	170	17.0
Zach Harris	Highlands	11	21	9	0	0	0	2	184	16.7
Evan Fletcher	Russell County	12	27	1	5	0	0	0	198	16.5
Dylan Byrd	DeSales	14	34	2	2	0	0	0	228	16.3
Devin Taylor	West Jessamine	11	26	0	0	0	0	0	156	14.2
Chase Hall	Pikeville	13	27	1	1	0	0	3	180	13.8
Brandon Jones	Hazard	12	24	2	0	0	0	4	164	13.7
Jonathan Breeding	Nelson County	12	27	0	0	0	0	1	164	13.7
Davis Joiner	Union County	12	9	2	15	0	0	2	160	13.3
Jonathon Scruggs	Holmes	10	15	4	3	0	0	0	132	13.2
Blue Tisdale	Bowling Green	12	22	4	0	0	0	0	156	13.0
Arien Beasley	North Oldham	13	16	4	7	0	0	2	166	12.8
Dylan Huff	Bellevue	12	17	5	1	0	0	7	152	12.7

TOP 15 TEAM SCORING LEADERS
(ranked by points average)

School	Gms	Pts	Avg
Johnson Central	12	653	54.4
Scott County	14	757	54.1
Highlands	14	725	51.8
Caldwell County	13	636	48.9
Bourbon County	14	670	47.9
Bowling Green	13	612	47.1
Nelson County	12	545	45.4
Pikeville	13	589	45.3
DeSales	14	633	45.2
McCracken County	12	528	44.0
Betsy Layne	11	480	43.6
Mayfield	14	594	42.4
Collins	14	587	41.9
Pulaski County	14	584	41.7
Russell County	12	500	41.7

TOP 15 TEAM SCORING DEFENSIVE LEADERS
(ranked by net points allowed average)

School	Gms	Pts	Avg
South Warren	13	56	4.3
DeSales	14	132	9.4
Meade County	14	138	9.9
Betsy Layne	11	113	10.3
Bourbon County	14	149	10.6
Wayne County	14	161	11.5
Christian Academy	12	141	11.8
Boyle County	12	144	12.0
Williamsburg	13	158	12.2
Russell County	12	148	12.3
Glasgow	12	148	12.3
Fairview	10	123	12.3
Collins	14	190	13.6
Male	14	201	14.4
Bowling Green	13	190	14.6

TOP 15 TEAM SCORING MARGIN LEADERS
(ranked by net margin average)

School	Gms	Av-PF	Av-PA	+/-
Johnson Central	12	54.4	15.3	39.1
Bourbon County	14	47.9	10.6	37.3
DeSales	14	45.2	9.4	35.8
Scott County	14	54.1	20.0	34.1
Betsy Layne	11	43.6	10.3	33.3
Bowling Green	13	47.1	14.6	32.5
South Warren	13	35.5	4.3	31.2
Highlands	14	51.8	21.4	30.4
Wayne County	14	41.2	11.5	29.7
Russell County	12	41.7	12.3	29.4
Collins	14	41.9	13.6	28.3
Williamsburg	13	40.4	12.2	28.2
Caldwell County	13	48.9	21.2	27.7
Meade County	14	36.1	9.9	26.2
Mayfield	14	42.4	16.6	25.8

TOP 15 TEAM RUSHING LEADERS
(ranked by rushing yards average)

School	Gms	Yds	Avg
Scott County	14	4934	352
Fairview	10	3404	340
Lawrence County	12	4069	339
Harlan County	12	4044	337
Scott	11	3574	325
Belfry	14	4478	320
Bullitt East	13	4110	316
Johnson Central	12	3782	315
North Laurel	11	3379	307
Knott Co. Central	10	3033	303
Muhlenberg Co.	11	3274	298
Madison Southern	12	3566	297
Morgan County	11	3264	297
DeSales	14	4110	294
Shelby Valley	11	3112	283

TOP 15 TEAM RUSHING DEFENSIVE LEADERS
(ranked by rushing yards allowed average)

School	Gms	Yds	Avg
South Warren	13	223	17
Morgan County	11	309	28
Central	13	766	59
Male	14	1024	73
Ballard	11	819	74
DuPont Manual	12	896	75
Meade County	14	1102	79
DeSales	14	1130	81
Wayne County	14	1190	85
Glasgow	12	1018	85
St. Xavier	12	1061	88
Russell County	12	1125	94
Adair County	11	1053	96
Harlan County	12	1201	100
Bourbon County	14	1450	104

TOP 15 TEAM PASSING LEADERS
(ranked by passing yards average)

School	Gms	Yds	Avg
Highlands	14	4547	325
Bryan Station	11	3537	322
Owensboro Cath.	12	3760	313
Nelson County	12	3524	294
Betsy Layne	11	2967	270
Bowling Green	13	3397	261
Caldwell County	13	3386	260
Bellevue	12	3058	255
Lex. Catholic	14	3549	254
Tates Creek	11	2582	235
Conner	12	271	226
Wayne County	14	3141	224
Male	14	3136	224
Collins	14	3080	220
Williamsburg	13	2830	218

TOP 15 TEAM PASSING DEFENSIVE LEADERS
(ranked by passing yards allowed average)

School	Gms	Yds	Avg
Morgan County	11	150	14
Ballard	11	501	46
LaRue County	11	527	48
Ashland Blazer	12	637	53
Bell County	12	673	56
Adair County	11	661	60
South Warren	13	792	61
Calloway County	11	720	65
Wayne County	14	933	67
Glasgow	12	833	69
Hopkins Central	11	760	69
Christian Academy	12	857	71
Green County	11	782	71
Raceland	14	1008	72
Kentucky Co. Day	11	806	73



About KHSAA Statistical Rankings

Stats are compiled weekly throughout the regular season. Member schools are solely responsible for submitting information. If a school or individual is omitted or information is not updated, that means the KHSAA did not receive a report or an updated report prior to the deadline. A final season ranking (including all postseason games) will be compiled and posted on the KHSAA website at www.khsaa.org following the conclusion of the playoffs. All inquiries should be directed to Joe Angolia, KHSAA Communications Director at (859)299-5472 or jangolia@khsaa.org.



2013 Class 1A Russell Athletic/KHSAA Commonwealth Gridiron Bowl



Copyright © 2013 Kentucky High School Athletic Association



2013 Class 2A Russell Athletic/KHSAA Commonwealth Gridiron Bowl

(1) (10-0, 3-0D) at Caldwell County 55	(11-0) at Caldwell County 56	(12-0) at Caldwell County 14	(9-4) at Murray 0	(13-1) DeSales
Nov 8, '13, 7:00 Hancock County 6	Nov 15, '13, 7:00 Union County 34	Nov 22, '13, 7:00 Murray 27	Nov 29, '13, 7:00 DeSales 38	
(4) (2-8, 2-3D) (2) (8-2, 4-1D) at Union County 42	(9-2) Murray 37	(8-4) Murray 27	(12-1) DeSales 38	
Nov 8, '13, 7:00 Ballard Memorial 7	(7-4) Murray 37	(8-4) Murray 27	(12-1) DeSales 38	
(3) (7-3, 1-2D) (2) (6-4, 2-1D) at Murray 38	Nov 15, '13, 7:00 at Owensboro Catholic 20	(8-4) Murray 27	(12-1) DeSales 38	
Nov 8, '13, 7:00 Butler County 12	(9-2) at Owensboro Catholic 20	(8-4) Murray 27	(12-1) DeSales 38	
(3) (7-3, 3-2D) (1) (8-2, 5-0D) at Owensboro Catholic 50	(9-2) at Owensboro Catholic 20	(8-4) Murray 27	(12-1) DeSales 38	
Nov 8, '13, 7:00 Crittenden County 7	(9-2) at Owensboro Catholic 20	(8-4) Murray 27	(12-1) DeSales 38	
(4) (3-6, 0-3D) (1) (9-1, 2-0D) at Glasgow 43	(10-1) at Glasgow 28	(11-1) DeSales 34	(12-1) DeSales 38	
Nov 8, '13, 7:00 Washington County 0	(10-1) at Glasgow 28	(11-1) DeSales 34	(12-1) DeSales 38	
(4) (4-6, 3-3D) (2) (9-1, 5-1D) at DeSales 42	Nov 15, '13, 7:00 DeSales 35	(11-1) DeSales 34	(12-1) DeSales 38	
Nov 8, '13, 8:00 Metcalfe County 3	(10-1) DeSales 35	(11-1) DeSales 34	(12-1) DeSales 38	
(3) (5-5, 0-2D) (2) (5-5, 1-1D) at Green County 13	(10-1) DeSales 35	(11-1) DeSales 34	(12-1) DeSales 38	
Nov 8, '13, 6:30 Bardstown 21	(9-2) Bardstown 18	(11-1) DeSales 34	(12-1) DeSales 38	
(3) (8-2, 4-2D)	Nov 15, '13, 7:30 at Christian Academy-Louisville 26	(11-1) DeSales 34	(12-1) DeSales 38	
	(9-1) at Christian Academy-Louisville 26	(11-1) DeSales 34	(12-1) DeSales 38	
(1) (8-2, 4-0D) at Gallatin County 26	(9-2) at Gallatin County 49	(10-2) at Gallatin County 12	(9-4) Newport Central Catholic 49	
Nov 8, '13, 7:30 Holy Cross (Covington) 19	(9-2) at Gallatin County 49	(10-2) at Gallatin County 12	(9-4) Newport Central Catholic 49	
(4) (1-9, 1-3D) (2) (5-5, 3-1D) at Newport 21	Nov 15, '13, 7:30 Carroll County 26	(10-2) at Gallatin County 12	(9-4) Newport Central Catholic 49	
Nov 8, '13, 7:30 Carroll County 29	(6-5) Carroll County 26	(10-2) at Gallatin County 12	(9-4) Newport Central Catholic 49	
(3) (5-5, 2-2D) (2) (8-2, 3-1D) at Walton-Verona 21	(9-2) Walton-Verona 0	(10-2) at Gallatin County 12	(9-4) Newport Central Catholic 49	
Nov 8, '13, 7:30 Lloyd Memorial 18	(9-2) Walton-Verona 0	(10-2) at Gallatin County 12	(9-4) Newport Central Catholic 49	
(3) (6-4, 2-2D) (1) (6-4, 4-0D) Newport Central Catholic 47	Nov 15, '13, 7:00 @Newport Newport Central Catholic 36	(10-2) at Gallatin County 12	(9-4) Newport Central Catholic 49	
Nov 9, '13, 1:00 @Newport Owen County 14	(7-4) Newport Central Catholic 36	(10-2) at Gallatin County 12	(9-4) Newport Central Catholic 49	
(4) (2-8, 1-3D) (1) (8-2, 2-1D) at Middlesboro 44	(9-2) at Middlesboro 13	(10-2) at Gallatin County 12	(9-4) Newport Central Catholic 49	
Nov 8, '13, 7:30 Leslie County 28	(9-2) at Middlesboro 13	(10-2) at Gallatin County 12	(9-4) Newport Central Catholic 49	
(4) (3-7, 0-3D) (2) (9-1, 2-1D) at Betsy Layne 20	Nov 15, '13, 7:30 Somerset 19	(10-2) at Gallatin County 12	(9-4) Newport Central Catholic 49	
Nov 8, '13, 7:30 Somerset 29	(7-4) Somerset 19	(10-2) at Gallatin County 12	(9-4) Newport Central Catholic 49	
(3) (5-4, 2-1D) (2) (5-5, 2-1D) at Danville 30	(6-4) Somerset 19	(10-2) at Gallatin County 12	(9-4) Newport Central Catholic 49	
Nov 8, '13, 7:30 Shelby Valley 12	(6-4) Somerset 19	(10-2) at Gallatin County 12	(9-4) Newport Central Catholic 49	
(3) (5-5, 1-2D) (1) (5-5, 3-0D) at Prestonsburg 36	(6-5) Danville 13	(10-2) at Gallatin County 12	(9-4) Newport Central Catholic 49	
Nov 8, '13, 7:30 Lexington Christian 15	Nov 15, '13, 7:30 at Prestonsburg 20	(10-2) at Gallatin County 12	(9-4) Newport Central Catholic 49	
(4) (1-9, 0-3D)	(6-5) at Prestonsburg 20	(10-2) at Gallatin County 12	(9-4) Newport Central Catholic 49	

Dec 7, '13, 11:00
@Feix Field, Houchens/LT Smith
Stadium

Copyright © 2013 Kentucky High School Athletic Association



2013 Class 3A Russell Athletic/KHSAA Commonwealth Gridiron Bowl



Copyright © 2013 Kentucky High School Athletic Association



2013 Class 4A Russell Athletic/KHSAA Commonwealth Gridiron Bowl

(1) (7-3, 3-0D) at Owensboro	48	(8-3) at Owensboro	54	(9-3) at Owensboro	21	(10-3) at Owensboro	14	(12-2) Collins	
Nov 8, '13, 7:00 Breckinridge County	6	Nov 15, '13, 7:30 Warren East	19	Nov 22, '13, 7:00 Franklin-Simpson	13	Nov 29, '13, 3:00 Collins	50		
(4) (1-9, 0-3D) (2) (6-4, 2-1D) at Warren East	21	(7-4) Madisonville-North Hopkins	16	(8-4) Franklin-Simpson	21				
Nov 8, '13, 7:00 Calloway County	0	(6-5) Madisonville-North Hopkins	16	(8-4) Franklin-Simpson	21				
(3) (5-5, 1-2D) (2) (5-5, 2-1D) at Madisonville-North Hopkins	52	Nov 15, '13, 7:30 at Franklin-Simpson	21						
Nov 8, '13, 7:30 Allen County-Scottsville	28	(7-4) Hopkins County Central	0						
(3) (4-6, 1-2D) (1) (6-4, 3-0D) at Franklin-Simpson	50	(9-2) at Collins	63						
Nov 8, '13, 7:00 Hopkins County Central	0	(10-2) at Collins	42						
(4) (0-10, 0-3D) (1) (8-2, 4-0D) at Collins	56	Nov 15, '13, 7:30 Nelson County	14	Nov 22, '13, 7:30 Collins	50				
Nov 8, '13, 7:30 Moore	6	(8-3) North Oldham	49	(11-2) Collins	50				
(4) (4-6, 2-3D) (2) (7-3, 4-1D) at Nelson County	42	Nov 15, '13, 7:30 at Western	6						
Nov 8, '13, 7:30 Spencer County	26	(6-5) at Western	6						
(3) (6-4, 2-2D) (2) (7-3, 3-1D) at North Oldham	49	(11-0) at Boyle County	30						
Nov 8, '13, 7:30 Doss	12	(8-4) Mercer County	14						
(3) (6-4, 3-2D) (1) (5-5, 5-0D) at Western	54	Nov 15, '13, 7:30 Mercer County	31						
Nov 8, '13, 7:30 Waggener	8	(7-4) Lexington Catholic	34						
(4) (1-9, 1-3D) (1) (10-0, 4-0D) at Boyle County	53	Nov 15, '13, 7:00 at Russell County	14						
Nov 8, '13, 7:30 Clay County	6	(10-1) at Highlands	56						
(4) (2-8, 0-3D) (2) (6-4, 2-1D) at Knox Central	14	(11-1) at Highlands	28						
Nov 8, '13, 7:30 Mercer County	31	Nov 15, '13, 7:30 Ashland Blazer	6						
(3) (6-4, 2-2D) (2) (7-3, 3-1D) at Lexington Catholic	50	(8-3) Holmes	20						
Nov 8, '13, 7:30 Rockcastle County	13	Nov 22, '13, 7:00 Highlands	49						
(3) (2-8, 1-2D) (1) (9-1, 3-0D) at Russell County	51	(9-2) Covington Catholic	42						
Nov 8, '13, 6:30 Marion County	14	Nov 15, '13, 7:30 Covington Catholic	13						
(4) (4-6, 1-3D) (1) (9-1, 3-0D) at Highlands	70	(10-2) Covington Catholic	13						
Nov 8, '13, 7:30 Boyd County	6	(11-0) Harrison County	13						
(4) (1-9, 1-3D) (2) (7-3, 3-1D) at Ashland Blazer	49								
Nov 8, '13, 7:30 Holmes	20								
(3) (5-5, 1-2D) (2) (8-2, 2-1D) at Covington Catholic	41								
Nov 9, '13, 1:00 Rowan County	14								
(3) (3-7, 2-2D) (1) (10-0, 4-0D) at Johnson Central	77								
Nov 8, '13, 7:30 Harrison County	13								
(4) (3-7, 0-3D)									

Dec 7, '13, 3:00
@Feix Field, Houchens/LT Smith Stadium

Copyright © 2013 Kentucky High School Athletic Association



2013 Class 5A Russell Athletic/KHSAA Commonwealth Gridiron Bowl

(1) (8-2, 4-0D) at Graves County 56	(9-2) at Graves County 28	(10-2) at Graves County 10	(12-0) at Bowling Green 33	(13-0) Bowling Green
Nov 8, '13, 7:00 Greenwood 42	Nov 15, '13, 7:00 Warren Central 27	Nov 22, '13, 7:00 Bowling Green 49	Nov 29, '13, 7:30 Bowling Green	
(4) (3-7, 1-3D) (2) (5-5, 3-1D) at Warren Central 48	(6-5) Warren Central 27	(11-0) Bowling Green 49		
Nov 8, '13, 7:00 Hopkinsville 10	(5-6) Christian County 7			
(3) (4-6, 2-2D) (2) (4-6, 3-1D) at Christian County 26	Nov 15, '13, 7:00 Bowling Green 49			
Nov 8, '13, 7:00 Barren County 12	(10-0) at Bowling Green 48			
(3) (4-6, 2-2D) (1) (9-0, 4-0D) at Bowling Green 49				
Nov 8, '13, 7:00 Apollo 7				
(4) (2-8, 1-3D) (1) (8-2, 4-0D) at John Hardin 43	(9-2) at John Hardin 47	(10-2) at John Hardin 28		
Nov 8, '13, 7:30 Bullitt Central 14	Nov 15, '13, 7:30 Shelby County 6	Nov 22, '13, 7:30 John Hardin 28		
(4) (4-6, 1-2D) (2) (5-4, 1-2D) at Shelby County 21	(6-4) Shelby County 6	(11-2) John Hardin 28		
Nov 8, '13, 7:30 Jeffersonton 14	(5-6) Grayson County 27			
(3) (3-7, 2-2D) (2) (4-6, 2-2D) at Grayson County 34	Nov 15, '13, 7:30 Bullitt East 14			
Nov 8, '13, 6:30 North Bullitt 26	(11-1) Bullitt East 14			
(3) (3-7, 1-2D) (1) (9-1, 3-0D) at Bullitt East 30				
Nov 8, '13, 7:30 North Hardin 7	(10-1) at Bullitt East 49			
(4) (1-9, 1-3D) (1) (7-3, 4-0D) at South Oldham 47	(8-3) at South Oldham 21	(11-1) Franklin County 28		
Nov 8, '13, 7:30 West Jessamine 27	Nov 15, '13, 7:30 Franklin County 27	(10-1) Franklin County 28		
(4) (4-6, 2-3D) (2) (9-1, 4-1D) at Franklin County 28				
Nov 8, '13, 7:30 Scott 14	(11-2) at Anderson County 17			
(3) (7-3, 2-2D) (2) (7-3, 3-1D) at Conner 30	(8-3) Conner 34	(10-2) at Anderson County 31		
Nov 8, '13, 7:30 Montgomery County 27	Nov 15, '13, 7:30 at Anderson County 35			
(3) (6-4, 3-2D) (1) (8-2, 5-0D) at Anderson County 45	(9-2) at Anderson County 35			
Nov 8, '13, 7:30 Cooper 35				
(4) (3-7, 1-3D) (1) (10-0, 5-0D) at Pulaski County 47	(11-0) at Pulaski County 43	Nov 29, '13, 7:30 Pulaski County (14-0)		
Nov 8, '13, 7:30 Whitley County 22	(12-0) at Pulaski County 32			
(4) (1-9, 1-2D) (2) (5-5, 1-2D) at Perry County Central 28	Nov 15, '13, 7:30 Perry County Central 0			
Nov 8, '13, 7:30 North Laurel 15	(6-5) Perry County Central 0			
(3) (8-2, 3-2D) (2) (8-1, 4-1D) at Madison Southern 49	Nov 22, '13, 7:30 Madison Southern 41	Pulaski County 20		
Nov 8, '13, 7:30 Letcher County Central 6	(9-1) Madison Southern 41	(13-0) Pulaski County 20		
(3) (4-6, 1-2D) (1) (7-3, 3-0D) at Harlan County 44	Nov 15, '13, 7:30 Madison Southern 28			
Nov 8, '13, 7:30 Lincoln County 7	(10-1) Madison Southern 28			
(4) (5-5, 2-3D)	(8-3) at Harlan County 28			

Copyright © 2013 Kentucky High School Athletic Association



2013 Class 6A Russell Athletic/KHSAA Commonwealth Gridiron Bowl

(1) (8-2, 3-0D) at McCracken County 55	(9-2) at McCracken County 23	(11-1) Central Hardin 7	(11-2) at Meade County 34	(12-2) Meade County
Nov 8,'13, 6:00 Boone County 10	Nov 15,'13, 7:00 Central Hardin 32	Nov 22,'13, 7:30 at Meade County 43	Nov 29,'13, 7:30 Meade County	
(5) (0-10, 0-4D) (2) (9-1, 1-1D) at Central Hardin 48	(10-1)	(10-2)		
Nov 8,'13, 7:30 Daviss County 0	(9-2) Henderson County 0	Nov 15,'13, 8:00 at Meade County 28		
(3) (6-4, 1-2D) (2) (8-2, 2-1D) at Henderson County 53	Nov 8,'13, 7:00 Muhlenberg County 13	(9-2)		
(3) (6-4, 0-2D) (1) (8-2, 2-0D) at Meade County 47	Nov 15,'13, 7:30 Campbell County 7	(10-2) at Butler 29		
Nov 8,'13, 7:00 Marshall County 13	Nov 15,'13, 7:30 Campbell County 7	Nov 22,'13, 7:30 Butler 28		
(4) (1-9, 0-3D) (1) (8-2, 3-0D) at Butler 48	(9-2) at Butler 14	(11-2)		
Nov 8,'13, 7:30 Ryle 14	Nov 15,'13, 7:30 Campbell County 7	Nov 22,'13, 7:30 Butler 28		
(4) (2-8, 1-3D) (2) (7-3, 3-1D) at Campbell County 31	(8-3) Dixie Heights 19	(12-0) Simon Kenton 14		
Nov 8,'13, 7:30 Pleasure Ridge Park 14	Nov 15,'13, 7:00 at Simon Kenton 31			
(3) (4-6, 1-2D) (2) (2-8, 2-1D) at Seneca 6	(11-0) Southern 6			
Nov 8,'13, 7:30 Dixie Heights 49	(9-2) DuPont Manual 20			
(3) (7-3, 2-2D) (1) (10-0, 4-0D) at Simon Kenton 58	Nov 15,'13, 7:30 Trinity (Louisville) 7			
Nov 8,'13, 7:30 Southern 6	Nov 15,'13, 7:30 Trinity (Louisville) 49			
(4) (4-6, 0-3D) (1) (5-5, 2-1D) at Ballard 0	(5-5)			
Nov 8,'13, 7:30 DuPont Manual 41	(6-5) Trinity (Louisville) 7			
(4) (8-2, 1-2D) (2) (4-5, 2-1D) at Trinity (Louisville) 49	(12-1) at Male 10			
Nov 8,'13, 7:30 Eastern 16	Nov 22,'13, 7:30 at Male 31			
(3) (4-5, 2-1D) (2) (6-4, 2-1D) at Fern Creek 0	(7-4) St. Xavier 21			
Nov 8,'13, 7:30 St. Xavier 26	Nov 15,'13, 7:30 at Male 23			
(3) (6-4, 1-2D) (1) (9-1, 2-1D) at Male 48	(10-1)			
Nov 8,'13, 7:30 Oldham County 0	(11-0) at Scott County 55			
(4) (2-8, 0-3D) (1) (10-0, 3-0D) at Scott County 63	Nov 15,'13, 7:30 at Scott County 37			
Nov 8,'13, 7:30 George Rogers Clark 34	Nov 22,'13, 7:30 Scott County 24			
(4) (2-8, 1-2D) (2) (3-7, 2-1D) at Lafayette 14	(12-0) Bryan Station 7			
Nov 8,'13, 7:30 Bryan Station 28	(5-5)			
(3) (4-5, 1-2D) (2) (7-2, 1-2D) at Henry Clay 55	(8-2) at Henry Clay 28			
Nov 8,'13, 7:30 Madison Central 6	Nov 15,'13, 7:30 Henry Clay 34			
(3) (2-8, 1-2D) (1) (6-4, 2-1D) at Tates Creek 16	(9-2)			
Nov 8,'13, 7:30 Paul Laurence Dunbar 28	(6-5)			
(4) (5-5, 1-2D)				

Copyright © 2013 Kentucky High School Athletic Association



QUICK FACTS

NAME:

Mayfield High School

CITY:

Mayfield

COUNTY:

Graves

ENROLLMENT:

408

NICKNAME:

Cardinals

COLORS:

Red & Black

SUPERINTENDENT:

Lonnie Burgett

PRINCIPAL:

Don Hubbard

ATHLETIC DIRECTOR:

Joe Morris

HEAD COACH:

Joe Morris

LAST YEAR'S PLAYOFFS:

1A Champion


Mayfield 55, Fairview 8

STATE TITLES (LAST):

9 (2012)

RECORD IN STATE FINALS:

9-9



2013 MAYFIELD CARDINALS (pictured left to right) — FIRST ROW: Tayo Crumble, Jared Hendley, Fernando Fuentes, Chase Arnett, Tyler Hall, Trent Kendall, Luke Wynstra, Cole Puckett, Chase Sevic, Jon Hayden, Jake Guhy, Deion Jackson, Alfred Cappuano, Trey Cooper, Brandon Higginson, Jay McCalpin, Colton, Sisson. SECOND ROW: Gage Dunn, Kel Carman, Pedro Villagas, Chris Alfaro, I, Terrell Braxton, Kane McCord, Nathan Sullivan, Eligha Brimmer, Cole Kendall, Hunter Lassiter, Dylan Reed, Marshall Bacon, Tim McCampbell, Garrett Dunn, Brentley Adams. THIRD ROW: Reese Wilson, Michael Walker, Daniel Ivie, J.D. Niehoff, Johnny Hernandez, Davis Mills, Lane Kennemore, Kevin Caldwell, Kolby Tucker, Keelan Murphy, Sid Herdon, Kincer Arnett, Jamie Garcia. FOURTH ROW: Brandon Lee, Tristian Cole, Bryce Nall, Caleb Adams, Bryce Nall, Anton Lumson, Trayjon Bright, Xavier Brown, Micha Brimmer, Shawn Gannaway, Landon Arnett.

2013 SCHEDULE (13-1)

Date	Opponent	Result
Aug 23	at Fort Campbell	W, 37-21
Aug 30	McCracken County	W, 35-34
Sep 7	at Paducah Tilghman	W, 28-21
Sep 13	Murray	W, 28-18
Sep 21	Graves County	W, 49-21
Sep 27	at Marshall County	W, 64-28
Oct 4	Fulton City	W, 63-0
Oct 18	at Fulton County	W, 63-0
Oct 25	Russellville	W, 42-21
Nov 1	at Caldwell County	L, 41-48
Nov 8	Caverna	W, 57-14
Nov 15	Holy Cross (Louisville)	W, 35-0
Nov 22	Russellville	W, 17-0
Nov 29	Frankfort	W, 35-7

TEAM STATS

13 - 1	Record (wins - losses)
594	Points Scored this Season
233	Points Allowed this Season
2370	Rushing Yards
1663	Rushing Yards Allowed
2602	Passing Yards
1522	Passing Yards Allowed

INDIVIDUAL LEADERS

RUSHING	Atts.--Yards	Yds/Gm	TD
23 Mills, Stuart	253--1360	97	10
22 Bright, Trajon	60--553	43	9
20 Capuano, Alfred	26--200	15	6
21 Kendall, Trent	28--123	10	1
32 Wimberly, Jil	16--113	19	3

PASSING	Com-Att-Int	Pct.	Yds	TD
2 Guhy, Jake	150-244-6	61.5	2270	30
3 Arnett, Landon	2-6-0	33.3	33	0

RECEIVING	Rec.--Yards	Yds/Gm	TD
4 Jackson, Deion	42--981	89.2	12
19 Kennemore, Lane	32--542	38.7	9
11 Bacon, Marshall	30--494	35.3	5
6 Reed, Dylan	31--293	24.4	4
1 Crumble, Latayo	8--142	12.9	3

SCORING	TDs	FGs	PATs	Pts
n/a				

TITLE GAME HISTORY

Year	Class	W/L	Score
1976	2A	L	Corbin 6, Mayfield 0
1977	2A	W	Mayfield 14, Corbin 13
1978	2A	W	Mayfield 22, Somerset 6
1985	2A	W	Mayfield 18, NCC 8
1986	2A	W	Mayfield 21, NCC 20
1987	2A	L	Danville 24, Mayfield 23
1989	2A	L	Danville 7, Mayfield 3
1991	2A	L	Danville 17, Mayfield 14
1992	2A	L	Danville 34, Mayfield 7
1993	2A	W	Mayfield 13, Prestonsburg 12
1995	1A	W	Mayfield 28, Beechwood 7
1998	1A	L	Middlesboro 27, Mayfield 6
2002	1A	W	Mayfield 14, Beechwood 7
2005	1A	L	NCC 42, Mayfield 7
2009	1A	L	LCA 55, Mayfield 19
2010	1A	W	Mayfield 47, Hazard 6
2011	1A	L	Hazard 24, Mayfield 6
2012	1A	W	Mayfield 55, Fairview 8

MAYFIELD (13-1) vs. WILLIAMSBURG (11-2)



MAYFIELD

Cardinals (13-1)

Head Coach: Joe Morris

Assistant Coaches: Todd Hatchell, Charles Parrott, James Topp, Stephen Hatchell, Anthony Hatchell, Cliff Dew, John Farris, Chris Champion.

No.	Name	Ht.	Wt.	Pos.	Yr.	No.	Name	Ht.	Wt.	Pos.	Yr.
1	Latayo Crumble	5' 6	145	WR/DB	SR	60	Tristian Cole	6' 0	170	OL/DL	FR
2	Jake Guhy	5' 10	155	QB/DB	SR	61	Kane McCord	6' 0	240	C/DL	JR
3	Landon Arnett	5' 7	145	QB/DB	FR	62	Brentley Adams	5' 5	185	OL/DL	SO
4	Deion Jackson	5' 11	160	WR/DB	SR	63	Chris Alfaro	5' 9	170	OL/DL	JR
5	Hunter Lassiter	5' 11	145	QB/DB	JR	64	Jay McAlpin	6' 2	240	OL/DL	SR
6	Dylan Reed	6' 0	170	WR/DB	JR	65	Kel Carmen	6' 3	300	L/L	JR
7	Tim McCampbell	6' 3	230	RB/LB	JR	66	Reece Wilson	5' 4	175	OL/DL	FR
8	Cole Puckett	5' 8	170	TE/LB	SR	68	Cole Dodson	5' 11	290	L/L	JR
11	Marshall Bacon	6' 3	150	WR/DB	JR	69	Elijah Brimmer	5' 6	170	L/L	JR
14	Colby Tucker	5' 9	145	RB/DB	SO	71	Fernando Fuentes	5' 10	175	OL/DL	SR
15	Davis Mills	6' 0	185	QB/DB	SO	72	Shawn Ganaway	5' 7	190	OL/DL	FR
16	Luke Wynstra	5' 9	160	K	SR	75	Brandon Lee	5' 5	150	OL/DL	FR
17	Chase Sevic	6' 1	180	WR/DB	SR	76	Caleb Adams	5' 11	200	OL/DL	FR
18	Jared Hendley	5' 11	185	WR/DE	SR	77	Bryce Nall	6' 4	280	OL/DL	FR
19	Lane Kennemore	5' 11	160	WR/DB	SO	80	Anton Lumson	6' 0	140	WR/DB	FR
20	Alfred Capuano	5' 8	155	WR/DB	SR	83	Pablo Marfileno	5' 8	140	DB	FR
21	Trent Kendall	5' 8	200	RB/LB	SR	84	Sidney Herndon	5' 10	165	K	SO
22	Trajon Bright	5' 7	145	RB/DB	FR	86	Terrell Braxton	5' 4	130	WR/DB	JR
23	Stuart Mills	5' 7	185	RB/LB	SR	87	Nathan Sullivan	5' 11	170	WR/DB	JR
24	Pedro Villegas	5' 7	135	WR/DB	JR	89	Colton Sisson	5' 11	150	WR	SR
25	Keelan Murphy	6' 0	140	WR/DB	SO						
31	Kevin Caldwell	5' 6	130	RB/DB	SO						
32	Jil Wimberly	5' 10	160	RB/LB	SO						
33	Jamie Tapia	5' 10	135	RB/DB	FR						
36	Jason Niehoff	5' 7	140	WR/DB	SO						
38	Michael Walker	5' 6	140	WR/DB	SO						
39	Brett Moore	5' 11	170	----	FR						
40	Micah Brimer	5' 2	140	OL/DL	FR						
43	Gage Dunn	6' 3	180	WR/DE	JR						
43	Cole Kendall	6' 0	220	OL/DL	JR						
44	Kincer Arnett	5' 10	145	RB/LB	FR						
45	Garrett Dunn	6' 3	180	WR/LB	JR						
47	Daniel Ivie	5' 8	135	WR/DB	SO						
50	Johnny Hernandez	5' 11	230	OL/DE	SO						
51	Nick Workman	5' 8	165	OL/LB	FR						
52	Kyle Downing	6' 5	205	OL/DE	SR						
54	Tyler Hall	5' 9	195	OG/DL	SR						
55	Xavier Brown	6' 1	235	OL/DL	FR						
56	Branden Higgingson	5' 9	250	OL/DL	SR						
57	Jon Hayden	6' 2	200	OL/LB	SR						
59	Trey Cooper	5' 8	230	OL/DL	SR						



QUICK FACTS

NAME:

Williamsburg High School

CITY:

Williamsburg

COUNTY:

Whitley

ENROLLMENT:

200

NICKNAME:

Yellow Jackets

COLORS:

Orange & White

SUPERINTENDENT:

Dennis Byrd

PRINCIPAL:

Gary Peters

ATHLETIC DIRECTOR:

Gary Peters

HEAD COACH:

Jerry Herron

LAST YEAR'S PLAYOFFS:

Lost in 3rd Round

Hazard 7, Williamsburg 0

STATE TITLES (LAST):

0

RECORD IN STATE FINALS:

n/a



2013 WILLIAMSBURG YELLOW JACKETS (pictured left to right) — FIRST ROW: Coaches-Todd Mattingly, Matt Jones, Chad Price, David Root, 3-Hunter Browning, 5-Brently Patrick, 7-Austin Huskey, Coach Troy Thomas, Manager Matthew Tomblinson, Coaches John Massey, Alex Patrick, John Massey. SECOND ROW: Manager Ed Jones, Coaches Vaughn Hatcher II, Mike Abbott, 8-Jordan Osborne, 10-Aaron Kissinger, 11-Michael Rose-Creekmore, 12-Alex Patterson, 13-Zach Sanders, 14-Skylar Griffith, 15-Nathan Gibson, 16-Dalton Sizemore Head Coach Jerry Herron, Manager-Greg Freeman. THIRD ROW: 17- Justin Smith, 20-Hagen Hawn, 21-Chase Lowrie, 22-Matthew Mattingly, 23-Corey Shelton, 25-Jefferson Patrick, 27-Justin Taylor, 30-Jacob Sanders, 31-Andrew Mahan. FOURTH ROW: 33-Nathan Hall, 36-Dalton Shackelford, 44-Stone Hughett, 50-Ryan Caddell, 52-Luke Perry, 55-Dakota Dunn, 57-Matt Silcox, 60-Chris Helton. BACK ROW: 61-Tommy Nguyen, 63-Zach Culver, 64-Mitchell York, 68-Lee Jay York, 69-Bobby Sulfridge, 72-Ethan Wilson, 75-Colin Lamoree, 77-Tyler Taylor.

2013 SCHEDULE (11-2)

Date	Opponent	Result
Aug 23	at Halls, TN	W, 43-14
Sep 2	vs. North Laurel	L, 14-31
Sep 6	Pike County Central	W, 48-26
Sep 13	Wayne County	L, 12-40
Sep 27	Harrison County	W, 50-20
Oct 11	at Campbellsville	W, 47-0
Oct 18	Berea	W, 56-13
Oct 25	at Lynn Camp	W, 53-0
Nov 1	at Pineville	W, 47-0
Nov 8	Jenkins	W, 58-0
Nov 15	Pineville	W, 42-0
Nov 22	Hazard	W, 21-7
Nov 29	Raceland	W, 34-7

TEAM STATS

11 - 2	Record (wins - losses)
525	Points Scored this Season
158	Points Allowed this Season
1548	Rushing Yards
n/a	Rushing Yards Allowed
2830	Passing Yards
n/a	Passing Yards Allowed

INDIVIDUAL LEADERS

RUSHING	Atts.--Yards	Yds/Gm	TD
25 Patrick, Jefferson	78--703	54	13
16 Sizemore, Dalton	124--495	38	12
12 Patterson, Alex	22--142	11	4
14 Griffith, Skylar	6--76	6	0
10 Kissinger, Aaron	9--44	4	0

PASSING	Com-Att-Int	Pct.	Yds	TD
16 Sizemore, Dalton	163-282-7	57.8	2775	31
12 Patterson, Alex	5-12-1	41.7	55	0

RECEIVING	Rec.--Yards	Yds/Gm	TD
23 Shelton, Corey	50--1073	82.5	14
14 Griffith, Skylar	46--884	68	11
21 Lowrie, Chase	26--400	30.8	5
11 Rose-Creekmore, M.	19--148	12.3	0
7 Huskey, Austin	2--37	3.1	0

SCORING	TDs	FGs	PATs	Pts
23 Shelton, Corey	18	0	0	108
14 Griffith, Skylar	16	0	0	98
25 Patrick, Jefferson	13	0	0	78
16 Sizemore, Dalton	12	0	0	72
5 Patrick, Brently	0	2	52	58

TITLE GAME HISTORY

Year	Class	W/L	Score
n/a			

MAYFIELD (13-1) vs. WILLIAMSBURG (11-2)



WILLIAMSBURG

Yellow Jackets (11-2)

Head Coach: Jerry Herron

Assistant Coaches: Chad Price, David Root, Troy Thomas, Darrell Woods, Dennis Mattingly, John Massey, Vaughn Hatcher, Matt Jones, Brent Martin, Michael Abbott.

No.	Name	Ht.	Wt.	Pos.	Yr.	No.	Name	Ht.	Wt.	Pos.	Yr.
3	Hunter Browning	6' 0	189	WR/LB	FR	36	Dalton Shackelford	6' 0	170	FB/LB	SO
5	Brently Patrick	6' 0	188	K	JR	44	Stone Hughett	5' 8	180	OL/FB/LB	SO
7	Austin Huskey	5' 10	172	FB/LB	SO	50	Ryan Caddell	5' 10	186	OL/DL	JR
8	Jordan Osborne	5' 8	132	WR/DB	SO	51	Ethan Wison	6' 3	225	OL/DL	JR
10	Aaron Kissinger	6' 1	186	FB/LB	JR	52	Luke Perry	5' 8	170	OL/DL	SR
11	Michael Rose-Creekmore	5' 8	144	WR/LB	JR	55	Dakota Dunn	6' 3	205	OL/DL	SO
12	Alex Patterson	5' 10	144	WR/DB	SO	57	Matt Silcox	5' 10-1/2	185	OL/DL	JR
13	Zach Sanders	5' 7	165	WR/DB	JR	60	Chris Helton	6' 1-1/2	275	OL/DL	JR
14	Skyler Griffith	6' 2	160	QB/DB	JR	61	Tommy Nguyen	5' 11	214	OL/DL	SR
15	Nate Gibson	6' 0	146	WR/DB	SO	62	Zach Culver	6' 2	240	OL/DL	SR
16	Dalton Sizemore	6' 1	190	QB/DB	SR	64	Michell York	5' 7-1/2	170	OL/DL	SO
17	Alex Smith	5' 10	160	WR/DB	JR	65	Aaron Powers	6' 1	210	OL/DL	SR
20	Hagen Hawn	5' 8	130	WR/DB	FR	68	Lee Jay York	6' 2-1/2	267	OL/DL	SR
21	Chase Lowrie	5' 10	160	FB/LB	JR	69	Bob Sulfridge	5' 8	184	OL/DL	SO
22	Matthew Mattingly	6' 0	142	WR/DB	SO	71	Ben Goodin	5' 10	186	OL/DL	SO
23	Corey Shelton	6' 1	155	WR/DB	JR	72	Justin Solis	5' 9	250	OL/DL	SO
25	Jefferson Patrick	6' 0	175	FB/LB	JR	75	Collin Lamoree	6' 2	225	OL/DL	JR
27	Justin Taylor	5' 6	148	WR/DB	JR	77	Tyler Taylor	5' 11	200	OL/DL	SR
30	Jacob Sanders	5' 10	183	WR/DB	FR						
31	Andrew Mahan	5' 6	130	WR/DB	FR						
33	Nathan Hall	5' 7	170	WR/DB	FR						
35	Hunter Sulfridge	5' 9	170	WR/DB	SR						

2012 CLASS 1A CHAMPIONSHIP REVIEW



State Champion - Mayfield Cardinals

**Player of the Game
Presented by the
Kentucky National Guard**



**Jonathon Jackson
Mayfield**



2012 RUSSELL ATHLETIC/KHSAA COMMONWEALTH GRIDIRON BOWL FAIRVIEW (14-1) vs. MAYFIELD (14-1)

NOV. 30, 2012 at BOWLING GREEN, KY
Stadium: HOUCHENS-L.T. SMITH STADIUM Attendance: 6,038

Score by Quarters	1	2	3	4	Score
FAIRVIEW	8	0	0	0	8
MAYFIELD	14	14	27	0	55

Scoring Summary

1st	06:16	MAY	JON. JACKSON 56 yd pass from JAKE GUHY (LUKE WYNSTRA kick) [3-68; 1:02; MAY 7, FAIR 0]
	01:59	MAY	JON. JACKSON 17 yd run (LUKE WYNSTRA kick) [8-57; 2:14; MAY 14, FAIR 0]
	01:33	FAIR	ELIJAH KING 26 yd run (DEVON TURNER rush) [2-80; 0:20; MAY 14, FAIR 8]
2nd	09:45	MAY	JON. JACKSON 31 yd run (LUKE WYNSTRA kick) [8-85; 2:44; MAY 21, FAIR 8]
	07:48	MAY	DEION JACKSON 65 yd pass from JAKE GUHY (LUKE WYNSTRA kick) [1-65; 0:13; MAY 28, FAIR 8]
3rd	10:12	MAY	JON. JACKSON 39 yd run (LUKE WYNSTRA kick failed) [4-57; 1:44; MAY 34, FAIR 8]
	08:05	MAY	STUART MILLS 3 yd run (LUKE WYNSTRA kick) [4-47; 1:03; MAY 41, FAIR 8]
	05:43	MAY	TEA. SHERRILL 47 yd pass from DYLAN REED (LUKE WYNSTRA kick) [1-47; 0:09; MAY 48, FAIR 8]
	03:23	MAY	JORDON TYLER 13 yd run (LUKE WYNSTRA kick) [3-55; 0:48; MAY 55, FAIR 8]

Kickoff time: 11:00 AM End of Game: 1:37 PM Total elapsed time: 2:37

Officials: Referee: ALAN GREY; Umpire: CHRIS RATCLIFF; Linesman: MIKE WONDER; Line judge: TIM HOUSE; Back judge: DOUG DESOLA

Temperature: 56 degrees Wind: S 12 MPH Weather: CLEAR AND COOL

MAYFIELD (13-1) vs. WILLIAMSBURG (11-2)

1A STATE CHAMPIONSHIP HISTORY

CLASS 1A						
Year	Champion	Coach	Score	Runner-Up	Coach	Site
2012	Mayfield	Joe Morris	55-8	Fairview	Nathan McPeck	Houchens-L.T. Smith Stadium, Bowling Green
2011	Hazard	Mark Dixon	24-6	Mayfield	Joe Morris	Houchens-L.T. Smith Stadium, Bowling Green
2010	Mayfield	Joe Morris	47-6	Hazard	Mark Dixon	Houchens-L.T. Smith Stadium, Bowling Green
2009	Lexington Christian	Paul Rains	55-19	Mayfield	Joe Morris	Houchens-L.T. Smith Stadium, Bowling Green
2008	Beechwood	Noel Rash	14-7	Hazard	Mark Dixon	Papa John's Cardinal Stadium, Louisville
2007	Beechwood	Noel Rash	38-35	Lexington Christian	Paul Rains	Papa John's Cardinal Stadium, Louisville
2006	Newport C. Catholic	Bob Schneider	37-34	Danville	Sam Harp	Papa John's Cardinal Stadium, Louisville
2005	Newport C. Catholic	Bob Schneider	42-7	Mayfield	Joe Morris	Papa John's Cardinal Stadium, Louisville
2004	Beechwood	Mike Yeagle	23-7	Danville	Sam Harp	Papa John's Cardinal Stadium, Louisville
2003	Danville	Sam Harp	42-7	Beechwood	Mike Yeagle	Papa John's Cardinal Stadium, Louisville
2002	Mayfield	Joe Morris	14-7	Beechwood	Bob Burnett	KFEC Cardinal Stadium, Louisville
2001	Danville	Sam Harp	14-13	Newport Central Catholic	Bob Schneider	KFEC Cardinal Stadium, Louisville
2000	Danville	Sam Harp	23-9	Newport Central Catholic	Bob Schneider	KFEC Cardinal Stadium, Louisville
1999	Beechwood	Mike Yeagle	45-22	Hancock County	Mark Peach	KFEC Cardinal Stadium, Louisville
1998	Middlesboro	Ken Roark	27-6	Mayfield	Paul Leahy	KFEC Cardinal Stadium, Louisville
1997	Beechwood	Mike Yeagle	26-0	Harrodsburg	Alvis Johnson	KFEC Cardinal Stadium, Louisville
1996	Beechwood	Mike Yeagle	21-14 OT	Harrodsburg	Alvis Johnson	KFEC Cardinal Stadium, Louisville
1995	Mayfield	Paul Leahy	28-27	Beechwood	Mike Yeagle	KFEC Cardinal Stadium, Louisville
1994	Beechwood	Mike Yeagle	18-16	Murray	Rick Fisher	KFEC Cardinal Stadium, Louisville
1993	Beechwood	Mike Yeagle	13-12	Bardstown	Joey Downs	KFEC Cardinal Stadium, Louisville
1992	Beechwood	Mike Yeagle	21-14	Bardstown	Joey Downs	KFEC Cardinal Stadium, Louisville
1991	Beechwood	Mike Yeagle	34-6	Pikeville	Bill Allara	KFEC Cardinal Stadium, Louisville
1990	Russellville	Ken Barrett	21-7	Bellevue	Charles Coleman	KFEC Cardinal Stadium, Louisville
1989	Pikeville	Hillard Howard	20-7	Trigg County	Dixie Jones	KFEC Cardinal Stadium, Louisville
1988	Pikeville	Hillard Howard	28-10	Harrodsburg	Alvis Johnson	KFEC Cardinal Stadium, Louisville
1987	Pikeville	Hillard Howard	28-6	Russellville	Ken Barrett	KFEC Cardinal Stadium, Louisville
1986	Heath	Rodney Bushong	27-12	Cumberland	Ron Cain	KFEC Cardinal Stadium, Louisville
1985	Crittenden County	Pat Gates	14-6	Paintsville	Walter Brugh	KFEC Cardinal Stadium, Louisville
1984	Beechwood	Bernie Barre	35-26	Paris	Randy Reese	KFEC Cardinal Stadium, Louisville
1983	Russellville	Ken Barrett	42-13	Cumberland	Jim Saylor	KFEC Cardinal Stadium, Louisville
1982	Paris	Randy Reese	35-6	Cumberland	Jim Saylor	KFEC Cardinal Stadium, Louisville
1981	Paris	Randy Reese	19-7	Bellevue	Fred Bernier	KFEC Cardinal Stadium, Louisville
1980	Russellville	Ken Barrett	16-0	Bellevue	Fred Bernier	KFEC Cardinal Stadium, Louisville
1979	Bellevue	Fred Bernier	7-0	Madison	Monty Jo Lovell	KFEC Cardinal Stadium, Louisville
1978	Fort Campbell	Marshall Patterson	15-13	Paintsville	Walter Brugh	Hanger Field, ECU, Richmond
1977	Bellevue	Bill Baldrige	21-0	Frankfort	Raymond Webb	Hanger Field, ECU, Richmond
1976	Fort Campbell	Marshall Patterson	22-0	Bellevue	Bill Baldrige	Commonwealth Stadium, Lexington
1975	Ludlow	Randy Reese	7-6	Heath	Jack Haskins	WKU, Bowling Green
1974	Murray	John Hina	14-0	Beechwood	Fred Mariani	Hanger Field, ECU, Richmond
1973	Paris	Homer Goins	21-12	Elkhorn City	Delano Thomas	Hanger Field, ECU, Richmond
1972	Trigg County	Joe Jagers	22-0	Pikeville	Hillard Howard	Stoll Field, UK, Lexington
1971	Trigg County	Joe Jagers	30-23	Lynch East Main	Ed Miracle	Stoll Field, UK, Lexington
1970	Bardstown	Garnis Martin	13-6	Lynch East Main	Ed Miracle	Stoll Field, UK, Lexington
1969	Mount Sterling	Charles Chili Ishmael	21-13	Bardstown	Garnis Martin	Stoll Field, UK, Lexington
1968	Lynch East Main	Ed Miracle	14-6	Frankfort	Ollie Leathers	Stoll Field, UK, Lexington
1967	Bardstown	Garnis Martin	20-13	Mt. Sterling	Charles Ishmael	KFEC Cardinal Stadium, Louisville
1966	Dayton	Ray King	6-2	Russellville	Clarence Baker	Stoll Field, UK, Lexington
1965	Lloyd Memorial	Jack Turner	27-0	Old Kentucky Home	Milton Graham	Stoll Field, UK, Lexington
1964	Elkhorn City	Jack Hall	33-7	Russellville	Waymond Morris	Stoll Field, UK, Lexington
1963	Lynch East Main	Ed Miracle	13-6	Shelbyville	Russ Greenwell	Stoll Field, UK, Lexington
1962	Versailles	John Snowden	21-0	Lynch East Main	Ed Miracle	Stoll Field, UK, Lexington
1961	Murray	Ty Holland	14-13	Lynch East Main	Ed Miracle	Stoll Field, UK, Lexington
1960	Lynch East Main	Ed Miracle	39-0	Murray	Ty Holland	Stoll Field, UK, Lexington
1959	Lynch East Main	Ed Miracle	40-0	Henderson Douglas	Pete Rembert	Stoll Field, UK, Lexington

#Cardinal Stadium refers to the Kentucky Fair and Exposition Center



QUICK FACTS

NAME:

DeSales High School

CITY:

Louisville

COUNTY:

Jefferson

ENROLLMENT:

632

NICKNAME:

Colts

COLORS:

Brown & White

SUPERINTENDENT:

n/a

PRINCIPAL:

Suzanne Barnett

ATHLETIC DIRECTOR:

Sam Gilbert

HEAD COACH:

Harold Davis

LAST YEAR'S PLAYOFFS:

Lost in 4th Round

Caldwell Co. 43, DeSales 31

STATE TITLES (LAST):

0

RECORD IN STATE FINALS:

0-2



2013 DESALES COLTS (pictured left to right) — FRONT ROW: Connor Shipley, Lucas Schweikhart, Logan McDonough, Thomas Corbett, Matthew Olges, Jordan Nauert, Collin England, Matthew Ruxer, Austin Hunt, Matt Bouchard, Bryant Pirtle Jr. SECOND ROW: Head Coach Harold Davis, Alec Brothers, Zach Reddington, Nathan Roush, Adam Nord, Jacob Files, Austin Craig, Austin Johnson, Josh Pfaadt, Andrew Harris, Colton Elkins, Tyler, Tucker, Travis Higdon, Coach Jeff Poole. THIRD ROW: Coach Jason Horton, Kevin Howard, Taylor Stemmle, Trent Jones, Anthony Powell, Jacob O'Shea, Gage Pintar, Evan Gividen, Dylan Byrd, Frankie Tharp, Justin Gardner, Joshua Garner, TJ Harris, Coach Aaron Dauenhauer. FOURTH ROW: Coach Tom Moss, Michael Wheatley, Michael Travis, Graham Goins, Tanner Meffert, Ryan Smith, CJ Luker, Cameron Brothers, Devin Mangold, Dylan Cochran, Anthony Boone, Simon Devine, Coach Wendell Stewart. FIFTH ROW: Mario Morales, Logan Brown, Devan Henley, Ben Price, Dylan Mumford, Billy Stopinski, Jackson Nauert, Ben Schuetter, Justin Hoover, James Ryan, Kenny Nauert Jr., Coach Wes Rogers. BACK ROW: Tommy Nauert, Hank Hollkamp, Phillip Vandever, Matthew Bledsoe, Jackson Tharp, Blake Ditsler, Nathan Hale, Casey Axman, Scott Kaufman, Darius Tucker.

2013 SCHEDULE (13-1)

Date	Opponent	Result
Aug 23	Holy Cross (Louisville)	W, 45-0
Aug 30	vs. John Hardin	W, 25-20
Sep 6	at Warren Central	W, 40-27
Sep 13	at Washington County	W, 63-0
Sep 20	Shawnee	W, 49-0
Sep 27	Bardstown	W, 55-7
Oct 4	at Fort Knox	W, 56-6
Oct 18	at Christian Academy-Lou.	L, 24-27
Oct 25	Thomas Nelson	W, 76-0
Nov 1	at Southern	W, 51-14
Nov 8	Metcalfe County	W, 42-3
Nov 15	at Glasgow	W, 35-28
Nov 22	at Christian Academy-Lou.	W, 34-0
Nov 29	at Murray	W, 38-0

TEAM STATS

13 - 1	Record (wins - losses)
633	Points Scored this Season
132	Points Allowed this Season
4110	Rushing Yards
1130	Rushing Yards Allowed
1066	Passing Yards
1155	Passing Yards Allowed

INDIVIDUAL LEADERS

RUSHING	Atts.--Yards	Yds/Gm	TD
30 Byrd, Dylan	231--1889	135	34
11 Roush, Nathan	140--928	66	14
12 Nord, Adam	55--282	20	5
5 Ruxer, Matt	24--207	17	3
8 Pirtle, Bryant	21--166	12	4

PASSING	Com-Att-Int	Pct.	Yds	TD
11 Roush, Nathan	58-104-2	55.8	1055	10

RECEIVING	Rec.--Yards	Yds/Gm	TD
30 Byrd, Dylan	17--308	22	2
3 McDonough, Logan	6--140	10	1
12 Nord, Adam	10--119	8.5	1
1 Shipley, Connor	6--115	8.2	3
15 Craig, Austin	4--103	7.9	0

SCORING	TDs	FGs	PATs	Pts
30 Byrd, Dylan	38	0	0	228
11 Roush, Nathan	15	0	0	90
46 Brothers, Cameron	0	2	76	82
12 Nord, Adam	6	0	0	36
8 Pirtle, Bryant	4	0	0	24
5 Ruxer, Matt	4	0	0	24
1 Shipley, Connor	4	0	0	24

TITLE GAME HISTORY

Year	Class	W/L	Score
1981	4A	L	Henry Clay 20, DeSales 7
2009	2A	L	Fort Campbell 29, DeSales 9

DESALES (13-1) vs. NEWPORT CENTRAL CATH. (10-4)



DESALES Colts (13-1)

Head Coach: Harold Davis

Assistant Coaches: James Rogers, Wendell Stewart, Jeffrey Poole, Thomas Moss, Aaron Dauenhauer, Richard Medley, Joe Gries.

No.	Name	Ht.	Wt.	Pos.	Yr.	No.	Name	Ht.	Wt.	Pos.	Yr.
1	Connor Shipley	5' 11	160	WR/S	SR	48	Gilly Simpson	5' 8	145	RB/LB	FR
2	Lucas Schwiekhart	5' 10	155	WR/CB	JR	49	Joe Sims	5' 10	150	RB/CB	FR
3	Logan McDonough	6' 0	151	WR/S	JR	50	Dylan Cochran	5' 10	215	OL/DL	SR
4	Thomas Corbett	5' 10	158	WR/DB	SR	51	Anthony Boone	5' 9	187	OL/DL	JR
5	Matt Ruxer	5' 9	159	RB/DB	JR	52	Simon Devine	6' 2	210	OL/DL	SR
6	Austin Hunt	6' 0	155	TE/OL	JR	53	Mario Morales	5' 11	234	OL/DL	SR
7	Matt Bouchard	6' 2	170	TE/LB	SR	54	Logan Brown	5' 9	224	OL/LB	JR
8	Bryant Pirtle	6' 2	177	RB/DE	JR	55	Devan Henley	6' 0	188	OL/DL	SR
9	Alec Brothers	5' 9	150	QB/DB	FR	56	Ben Price	6' 3	205	OC	JR
10	Brendon Jekel	5' 8	140	RB/DB	SO	57	Dylan Mumford	5' 10	205	OL/LB	SO
10	Zach Reddington	6' 0	155	WR/DB	JR	58	Billy Stopinski	5' 9	193	OL/DL	JR
11	Nathan Roush	6' 2	180	QB/DB	SR	59	Jackson Nauert	6' 2	285	OL/DL	SO
12	Adam Nord	5' 11	193	FB/LB	JR	61	Chance Keith	6' 0	145	OG/DE	FR
14	Jacob Files	5' 9	146	RB/LB	JR	62	Ben Schuetter	5' 8	218	OL/DL	JR
15	Austin Craig	5' 11	153	WR/DB	JR	63	Evan Kestler	5' 7	155	OG/DT	FR
16	Austin Johnson	6' 0	170	QB/OP	SO	64	Noah Turner	6' 2	195	OT/DT	FR
17	Josh Pfaadt	6' 0	150	WR/CB	SO	67	Drew Bledsoe	6' 0	180	OT/DT	FR
18	Andrew Harris	5' 7	140	WR/DB	SO	68	William Schiess	5' 8	150	OG/DT	FR
19	Colton Elkins	5' 7	145	RB/DB	SR	69	Justin Hoover	5' 9	182	OL/DL	JR
20	Tyler Tucker	5' 7	145	RB/WR/DB	SO	70	James Ryan	6' 4	220	OL/DL	SO
21	Travis Higdon	5' 11	160	WR/DB	SR	71	Kenny Nauert	5' 7	192	OL/DL	SR
22	Kevin Howard	5' 8	134	WR/DB	SR	72	Jared Colebank	5' 9	150	OT/DT	FR
24	Taylor Stemmler	5' 9	160	WR/OLB	SO	73	Tommy Nauert	6' 3	233	OL/DL	JR
25	Trent Jones	5' 9	160	TE/OLB	SO	74	Hank Hollkamp	6' 0	248	OL/DL	SR
26	Anthony Powell	5' 9	150	WR/DB	SO	75	Dustin Hollenkamp	6' 0	145	OT/DE	FR
27	Jacob O Shea	5' 9	150	RB/OLB	SO	76	Phillip Vandever	6' 0	256	OL/DL	SR
28	Gage Pintar	6' 1	175	WR/DB	SR	77	Matthew Bledsoe	6' 3	242	OL/DL	JR
29	Evan Gividen	6' 0	160	WR/DB	SO	78	Jackson Tharpe	6' 4	300	OL/DL	JR
30	Dylan Byrd	5' 9	175	RB/DB	SR	80	Blake Distler	6' 2	180	OL/DL	SO
31	Frankie Tharp	5' 9	158	RB/OLB	JR	81	Nathan Hale	6' 1	140	WR/DB	SR
32	Justin Gardner	5' 4	170	RB/DL	JR	82	Casey Axman	6' 2	188	K	SR
33	Josh Garner	5' 8	156	RB/OLB	JR	83	Austin Tharp	5' 8	140	RB/LB	FR
34	Thomas Harris	5' 9	166	RB/OLB	SR	84	Grant Thompson	5' 8	145	TE/LB	FR
35	Michael Wheatley	5' 9	150	WR/DB	SO	87	Chad Welsh	5' 10	150	RB/CB	FR
36	Michael Travis	5' 10	160	RB/LB	SO	88	Scott Kaufman	5' 7	140	RB/DB	SO
38	Jacob Nord	5' 8	130	WR/CB	FR	90	Murphy Kindoll	5' 10	170	OC/DE	FR
39	James Sims	5' 11	160	TE/LB	FR	91	Max Millhollan	5' 8	135	OG/DE	FR
40	Graham Goins	6' 3	172	TE/DL	SR	92	Devin Shaw	5' 8	160	OG/DE	FR
41	Tanner Meffert	5' 10	155	RB/DB	SR	94	Seth Logsdon	5' 5	130	OG/LB	FR
42	Ryan Smith	6' 0	170	RB/OLB	SO	98	Darius Tucker	5' 6	220	OL/DL	SO
43	Bryce Elzy	5' 10	150	RB/LB	FR		Shipley Connor	5' 8	135	----	SR
44	C Luker	5' 9	163	TE/DL	JR		Bouchard Matt	5' 10	130	----	SR
45	Mitch Sirohman	5' 6	125	RB/CB	FR		Meffert Tanner	5' 9	130	----	SR
46	Cameron Brothers	6' 0	160	K	SR						
47	Devin Mangold	6' 1	167	TE/OLB	JR						



QUICK FACTS

NAME:

Newport Central Catholic HS

CITY:

Newport

COUNTY:

Campbell

ENROLLMENT:

372

NICKNAME:

Thoroughbreds

COLORS:

Royal Blue & Gold

SUPERINTENDENT:

Mike Clines

PRINCIPAL:

Carl Foster

ATHLETIC DIRECTOR:

Rob Detzel

HEAD COACH:

Dan Wagner

LAST YEAR'S PLAYOFFS:

2A Champion

NCC 30, Caldwell Co. 26

STATE TITLES (LAST):

5 (2012)

RECORD IN STATE FINALS:

5-6



2013 NEWPORT CENTRAL CATHOLIC THOROUGHBREDS (pictured left to right) — FIRST ROW: Mike Runyon, Chad Garman, Wyatt Boberg, John Caudill, Zac Hehman, Kole Carmack, Dylan Donnermeyer, Ian Dew, Jacob Wieland, Josh Schneider, Kyle Sampson, John Harris, Brandon Gray. SECOND ROW: Ethan Craig, Kyle Trauth, Josh Boyle, Bryson Hightchew, Adam Suedkamp, Kobe Tallon, Steve Brooks, Job Freppon, Hunter Pittman, Nathan Kling, Mike Terry, Nick Tolle, Nathan Twehues, Caleb Jacobs. THIRD ROW: Tyler Brooks, Logan Baxter, Thomas Owen, Brent Moore, Jacob Smith, Kole Zenni, Peyton Davis, Calvin Moore, Nate Enslen, Ethan Hardt, Trent Wroblewski, Brian Wells. FOURTH ROW: Jacob Raleigh, Konner Carmack, Logan Neff, Luke Kues, Jacob Smith, Ben Barbara, Jack Sutkamp, Maurice Hehman, Colin Hoover, Spencer Pangallo, Joanna Goldstein. FIFTH ROW: Matt Frey, Griffin McHugh, Grant Schilling, Eric Anderson, Kameron Winter, Tyler Lyon, Tommy Donnelly, Mac Franzen, Leo Barth, Patrick Henschen, Matt Lenz, Luke Moeves. BACK ROW: (Coaches and Staff) Dave Schneider, Sam Beiting, Jack Hering, Scott Wiggins, Chuck Faust, Bob Neises, John Wieland, Steve Young, Billy Lyon, Dan Wagner, Justin Fussinger, Roger Wagenlander, Bob Schneider, Greg Turner, Carl Heck, Kelly Twehues.

2013 SCHEDULE (10-4)

Date	Opponent	Result
Aug 23	Ashland Blazer	W, 37-26
Aug 30	vs. Cooper	L, 22-31
Sep 6	at Campbell County	L, 20-21
Sep 13	at Simon Kenton	L, 7-30
Sep 20	at Dixie Heights	L, 7-36
Sep 27	Lloyd Memorial	W, 22-7
Oct 11	at Newport	W, 42-21
Oct 19	at Bishop Brossart	W, 41-0
Oct 25	Holy Cross (Covington)	W, 48-0
Nov 2	at Beechwood	W, 34-31
Nov 9	vs. Owen County	W, 47-14
Nov 15	vs. Walton-Verona	W, 36-0
Nov 22	at Gallatin County	W, 34-12
Nov 29	vs. Somerset	W, 49-48 (2ot)

TEAM STATS

10 - 4	Record (wins - losses)
446	Points Scored this Season
277	Points Allowed this Season
2238	Rushing Yards
1760	Rushing Yards Allowed
2011	Passing Yards
2141	Passing Yards Allowed

INDIVIDUAL LEADERS

RUSHING	Atts.--Yards	Yds/Gm	TD
3 Smith, Jacob	175--954	68	13
6 Franzen, Mac	143--599	43	6
5 Sutkamp, Jack	77--420	30	10
32 Moore, Calvin	30--117	8	2
26 Harris, John	17--56	5	0

PASSING	Com-Att-Int	Pct.	Yds	TD
6 Franzen, Mac	127-215-11	59.1	1983	24
12 Anderson, Erik	2-3-0	66.7	20	0

RECEIVING	Rec.--Yards	Yds/Gm	TD
15 Donnelly, Tommy	33--624	48	9
2 Gray, Brandon	35--494	38	3
3 Smith, Jacob	17--285	20.4	3
20 Runyon, Michael	11--188	13.4	2
23 Enslen, Nate	14--181	18.1	3

SCORING	TDs	FGs	PATs	Pts
3 Smith, Jacob	16	0	0	98
5 Sutkamp, Jack	11	0	0	68
15 Donnelly, Tommy	9	0	0	56
4 Caudill, John	0	4	32	48
6 Franzen, Mac	6	0	0	38

TITLE GAME HISTORY

Year	Class	W/L	Score
1984	2A	W	NCC 12, Fort Knox 7
1985	2A	L	Mayfield 18, NCC 8
1986	2A	L	Mayfield 21, NCC 20
2000	1A	L	Danville 23, NCC 9
2001	1A	L	Danville 14, NCC 13
2005	1A	W	NCC 42, Mayfield 7
2006	1A	W	NCC 37, Danville 34
2007	2A	L	Fort Campbell 21, NCC 7
2008	2A	L	Fort Campbell 26, NCC 23
2010	2A	W	NCC 42, Owensboro Cath. 0
2012	2A	W	NCC 30, Caldwell County 26

DESALES (13-1) vs. NEWPORT CENTRAL CATH. (10-4)



NEWPORT CENTRAL CATHOLIC

Thoroughbreds (10-4)

Head Coach: Dan Wagner

Assistant Coaches: Dave Schneider, John Wieland, Steve Young, Bob Schneider, William Lyon, Chuck Faust, Justin Fussinger, Jack Hering, Sam Beiting.

No.	Name	Ht.	Wt.	Pos.	Yr.	No.	Name	Ht.	Wt.	Pos.	Yr.
2	Brandon Gray	5' 8	170	WB/DB	JR	58	Jacob Wieland	5' 9	193	OL/DL	JR
3	Jacob Smith	5' 10	160	WB/DB	SO	59	Nathan Kling	5' 9	173	OL/DL	SR
4	John Caudill	5' 8	160	SB/LB	SR	60	Colin Hoover	6' 0	211	OL/DL	JR
5	Jack Sutkamp	6' 1	205	SB/LB	SR	61	Ethan Craig	5' 7	184	OL/DL	SO
6	Mac Franzen	6' 3	195	QB/DB	SR	62	Reis Hehman	6' 1	215	OL/DL	JR
7	Luke Kues	6' 1	160	WR/DE	SO	63	Tyler Brooks	5' 11	275	OL/DL	FR
8	Thomas Owen	5' 11	130	WR/DB	JR	64	Nick Tolle	5' 10	235	OL/DL	SO
9	Kole Zenni	5' 10	160	WR/DE	SR	65	Dylan Donnermeyer	5' 8	200	OL/DL	FR
10	Griffin McHugh	6' 2	168	WR/DE	SO	70	Michael Terry	5' 8	145	OL/LB	JR
11	Brent Moore	5' 10	150	WR/LB	JR	72	Maleek Lawrence	5' 10	202	OL/DL	SO
12	Erik Anderson	6' 2	155	QB/DB	SO	74	Konner Carmack	5' 10	205	OL/DL	SO
13	Grant Schilling	6' 1	167	QB/DB	JR	75	Bryson Hightchew	5' 8	180	OL/LB	SO
14	Joshua Boyle	5' 10	130	WR/DB	JR	77	Hunter Pittman	5' 10	225	OL/DL	FR
15	Tommy Donnelly	6' 5	185	WR/DB	SR	78	Kameron Winter	6' 5	250	OL/DL	SO
16	Patrick Henschen	6' 2	146	QB/DB	FR	79	Matt Lenz	6' 1	192	OL/DE	SR
17	Wyatt Boberg	5' 8	150	WR/DB	SR	82	Leo Barth	6' 2	167	WR/DE	JR
20	Michael Runyon	5' 7	145	WB/DB	SR	83	Trent Wroblewski	5' 10	130	WB/DB	FR
21	Ian Dew	5' 10	140	WR/DB	FR	84	Luke Moeves	6' 1	160	WR/DL	FR
23	Nate Enslin	5' 9	145	WB/DB	JR						
24	Job Freppon	5' 11	151	WB/LB	FR						
25	Kyle Sampson	5' 9	148	WR/DB	JR						
26	John Harris	5' 7	162	SB/LB	SO						
27	Ethan Hardt	5' 10	155	WB/LB	SO						
28	Josh Schneider	5' 9	150	WB/DB	SO						
29	Matt Frey	6' 2	170	WR/DE	JR						
32	Kalvin Moore	5' 11	180	RB/LB	SR						
33	Peyton Davis	5' 11	157	RB/LB	SO						
34	Kobe Tallon	5' 11	183	WB/LB	SO						
36	Kyle Trauth	5' 10	120	WR/DB	FR						
37	Ben Barbara	6' 2	155	WR/DB	JR						
40	Logan Baxter	5' 11	180	SB/LB	SO						
42	Spencer Pangallo	6' 1	169	WB/DL	FR						
45	Tyler Lyon	6' 5	195	WR/DE	SR						
46	Kole Carmack	5' 6	165	SB/LB	FR						
47	Brian Wells	5' 9	130	WR/DB	FR						
50	Jacob Smith	6' 1	194	OL/DL	FR						
52	Adam Suedkamp	5' 9	150	OL/LB	FR						
53	Zac Hehman	5' 5	128	OL/DL	FR						
54	Logan Neff	6' 0	212	OL/DL	JR						
55	Stephen Brooks	5' 11	210	OL/LB	SR						
56	Jacob Raleigh	6' 0	232	OL/DL	JR						



CLASS 2A CHAMPIONSHIP


DESALES (13-1) vs. NEWPORT CENTRAL CATH. (10-4)

2012 CLASS 2A CHAMPIONSHIP REVIEW



State Champion - Newport Central Catholic Thoroughbreds

**Player of the Game
Presented by the
Kentucky National Guard**



**Josh Cain
Newport Central Catholic**



2012 RUSSELL ATHLETIC/KHSAA COMMONWEALTH GRIDIRON BOWL NEWPORT CENTRAL CATHOLIC (11-4) vs. CALDWELL COUNTY (11-4)

DEC. 1, 2012 at BOWLING GREEN, KY

Stadium: HOUCHENS-L.T. SMITH STADIUM Attendance: 8,756

Score by Quarters	1	2	3	4	Score
NEWPORT CENTRAL CATH.....	14	7	0	9	30
CALDWELL COUNTY	6	8	9	3	26

Scoring Summary

1st	06:34	NCC	DYLAN HAYES 2 yd run (NATHAN GROSSER kick) [11-87; 3:33; CC 0, NCC 7]
	04:32	CC	JAYLEN BOYD 17 yd pass from ELIJAH SINDELAR (BRETT SEYMORE kick failed) [9-94; 1:55; CC 6, NCC 7]
	00:30	NCC	MAC FRANZEN 13 yd pass from JOSH CAIN (NATHAN GROSSER kick) [9-59; 3:55; CC 6, NCC 14]
2nd	08:25	CC	MARTEZ SIVELS 15 yd pass from ELIJAH SINDELAR (DEE CAIN rush) [14-82; 3:57; CC 14, NCC 14]
	00:10	NCC	DYLAN HAYES 2 yd run (NATHAN GROSSER kick) [10-38; 4:00; CC 14, NCC 21]
3rd	10:26	CC	ELIJAH SINDELAR 23 yd run (BRETT SEYMORE kick failed) [4-78; 1:28; CC 20, NCC 21]
	01:40	CC	BRETT SEYMORE 24 yd field goal [4-8; 1:54; CC 23, NCC 21]
4th	06:50	NCC	NATHAN GROSSER 24 yd field goal [10-72; 4:36; CC 23, NCC 24]
	02:30	CC	BRETT SEYMORE 19 yd field goal [11-73; 4:10; CC 26, NCC 24]
	00:26	NCC	TYLER LYON 4 yd pass from JOSH CAIN (JOSH CAIN rush failed) [5-60; 2:04; CC 26, NCC 30]

Kickoff time: 11:00 AM End of Game: 1:59 PM Total elapsed time: 2:59

Officials: Referee: TIM KELLEY; Umpire: JUDD MCCOWAN; Linesman: CHAD VARNEY; Line judge: JEREMY FOSTER; Back judge: STEVEN SHELTON

Temperature: 63 degrees Wind: S 6 MPH Weather: SUNNY AND CLEAR

DESALES (13-1) vs. NEWPORT CENTRAL CATH. (10-4)

2A STATE CHAMPIONSHIP HISTORY

CLASS 2A						
Year	Champion	Coach	Score	Runner-Up	Coach	Site
2012	Newport Central Catholic	Eddie Eviston	30-26	Caldwell County	David Barnes	Houchens-L.T. Smith Stadium, Bowling Green
2011	Holy Cross (Cov.)	Bruce Kozerski	33-14	Glasgow	Rick Wood	Houchens-L.T. Smith Stadium, Bowling Green
2010	Newport Central Catholic	Eddie Eviston	42-0	Owensboro Catholic	John Edge	Houchens-L.T. Smith Stadium, Bowling Green
2009	Fort Campbell	Shawn Berner	29-9	DeSales	Mark Sander	Houchens-L.T. Smith Stadium, Bowling Green
2008	Fort Campbell	Shawn Berner	26-23	Newport Central Catholic	Bob Schneider	Papa John's Cardinal Stadium, Louisville
2007	Fort Campbell	Shawn Berner	21-7	Newport Central Catholic	Bob Schneider	Papa John's Cardinal Stadium, Louisville
2006	Mercer County	Marty Jagers	15-12	Russell	Ivan McGlone	Papa John's Cardinal Stadium, Louisville
2005	Russell	Ivan McGlone	27-14	Owensboro Catholic	John Edge	Papa John's Cardinal Stadium, Louisville
2004	Belfry	Philip Haywood	28-21	Owensboro Catholic	John Edge	Papa John's Cardinal Stadium, Louisville
2003	Belfry	Philip Haywood	33-27 OT	Elizabethtown	Brett Burnett	Papa John's Cardinal Stadium, Louisville
2002	Breathitt County	Mike Holcomb	51-0	Corbin	Steve Jewell	KFEC Cardinal Stadium, Louisville
2001	Bardstown	Joey Downs	47-16	Prestonsburg	John Derosset	KFEC Cardinal Stadium, Louisville
2000	Boyle County	Chuck Smith	38-6	Glasgow	Jerry Eubank	KFEC Cardinal Stadium, Louisville
1999	Boyle County	Chuck Smith	29-6	Glasgow	Jerry Eubank	KFEC Cardinal Stadium, Louisville
1998	Caldwell County	Pat Gates	38-28	Danville	Sam Harp	KFEC Cardinal Stadium, Louisville
1997	Bourbon County	Dudley Hilton	39-28	Owensboro Catholic	Mojo Hollowell	KFEC Cardinal Stadium, Louisville
1996	Breathitt County	Mike Holcomb	25-21	Fort Knox	Brett Burnett	KFEC Cardinal Stadium, Louisville
1995	Breathitt County	Mike Holcomb	42-35 2OT	Franklin-Simpson	Jean Rollins	KFEC Cardinal Stadium, Louisville
1994	Danville	Sam Harp	39-7	Bullitt East	Mike Egan	KFEC Cardinal Stadium, Louisville
1993	Mayfield	Paul Leahy	13-12	Prestonsburg	Bill Letton	KFEC Cardinal Stadium, Louisville
1992	Danville	Sam Harp	34-7	Mayfield	Jack Morris	KFEC Cardinal Stadium, Louisville
1991	Danville	Sam Harp	17-14	Mayfield	Jack Morris	KFEC Cardinal Stadium, Louisville
1990	Fort Knox	Joe Jagers	21-7	Corbin	Larry Adams	KFEC Cardinal Stadium, Louisville
1989	Danville	Sam Harp	7-3	Mayfield	Jack Morris	KFEC Cardinal Stadium, Louisville
1988	Fort Knox	Joe Jagers	45-21	Somerset	John Cain	KFEC Cardinal Stadium, Louisville
1987	Danville	Tom Duffy	24-23	Mayfield	Jack Morris	KFEC Cardinal Stadium, Louisville
1986	Mayfield	Jack Morris	21-20 OT	Newport Catholic	Bob Schneider	KFEC Cardinal Stadium, Louisville
1985	Mayfield	Jack Morris	18-8	Newport Catholic	Bob Schneider	KFEC Cardinal Stadium, Louisville
1984	Newport Catholic	Bob Schneider	12-7	Fort Knox	Joe Jagers	KFEC Cardinal Stadium, Louisville
1983	Fort Knox	Joe Jagers	19-14	Somerset	John Cain	KFEC Cardinal Stadium, Louisville
1982	Corbin	Larry Cotton Adams	18-6	Glasgow	Coy Meadows	KFEC Cardinal Stadium, Louisville
1981	Bardstown	Garnis Martin	20-6	Somerset	John Cain	KFEC Cardinal Stadium, Louisville
1980	Corbin	Archie Powers	16-7	Fort Campbell	Marshall Patterson	KFEC Cardinal Stadium, Louisville
1979	Fort Campbell	Marshall Patterson	26-0	Pikeville	Hillard Howard	KFEC Cardinal Stadium, Louisville
1978	Mayfield	Jack Morris	22-6	Somerset	John Cain	Hanger Field, ECU, Richmond
1977	Mayfield	Jack Morris	14-13	Corbin	Archie Powers	Hanger Field, ECU, Richmond
1976	Corbin	Archie Powers	6-0	Mayfield	Jack Morris	Commonwealth Stadium, Lexington
1975	Scott County	Bill Wilson	22-20	Middlesboro	Tom Stapleton	WKU, Bowling Green
1974	Owensboro	Gerald Poynter	14-7	Middlesboro	Tom Stapleton	Hanger Field, ECU, Richmond
1973	Paducah Tilghman	Dan Haley	27-8	Boyd County	Tom Scott	Hanger Field, ECU, Richmond
1972	Tates Creek	Roy Walton	16-7	Paul Blazer	Herb Conley	Stoll Field, UK, Lexington
1971	Bryan Station	Terry Clark	14-3	Madisonville	Dennis Sexton	Stoll Field, UK, Lexington
1970	Highlands	Mike Murphy	30-13	Madisonville	Dennis Sexton	Stoll Field, UK, Lexington
1969	Elizabethtown	Vince Hancock	21-8	Bryan Station	Dan Haley	Stoll Field, UK, Lexington
1968	Highlands	Mike Murphy	32-7	Elizabethtown	Vince Hancock	Stoll Field, UK, Lexington
1967	Paul Blazer	Jake Hallum	19-14	Elizabethtown	Vince Hancock	KFEC Cardinal Stadium, Louisville
1966	Hopkinsville	Fleming Thornton	27-6	Highlands	Owen Hauck	Stoll Field, UK, Lexington
1965	Hopkinsville	Fleming Thornton	24-6	Middlesboro	Walt Green	Stoll Field, UK, Lexington
1964	Highlands	Owen Hauck	36-0	Madison	Bobby Harville	Stoll Field, UK, Lexington
1963	Caldwell County	Fred Clayton	14-7	Highlands	Owen Hauck	Stoll Field, UK, Lexington
1962	Danville	Ray Callahan	13-6	Corbin	Ledger Howard	Stoll Field, UK, Lexington
1961	Highlands	Homer Rice	12-0	Madison	Roy Kidd	Stoll Field, UK, Lexington
1960	Highlands	Homer Rice	21-13	Lafayette	Roy Walton	Stoll Field, UK, Lexington
1959	Henderson	Don Shelton	12-7	Highlands	Homer Rice	Stoll Field, UK, Lexington

#Cardinal Stadium refers to the Kentucky Fair and Exposition Center



QUICK FACTS

NAME:

Wayne County High School

CITY:

Monticello

COUNTY:

Wayne

ENROLLMENT:

710

NICKNAME:

Cardinals

COLORS:

Red, White & Black

SUPERINTENDENT:

John Dalton

PRINCIPAL:

Brian Dishman

ATHLETIC DIRECTOR:

Rodney Woods

HEAD COACH:

Shawn Thompson

LAST YEAR'S PLAYOFFS:

Lost in 2nd Round

Central 21, Wayne Co. 18

STATE TITLES (LAST):

0

RECORD IN STATE FINALS:

n/a



2013 WAYNE COUNTY CARDINALS (pictured left to right) — FRONT ROW: #50 Brantley Hutchinson #63 Draven Parmley #16 Wade Jones #24 Wesley Sanders #59 Nash Hicks #46 Colton Hatfield #6 Jakobe Lasley #44 Rodney Gregory #64 Rodney Rednour #48 Jacob Dennis #62 Jeremy Godsey. SECOND ROW: #47 Tanner Hatfield #31 Michael Lawson #33 Casey Lang #30 Trenton Dobbs #11 Chris Clem #15 Braxton Dick #49 Jacob Fulton #19 Colton Turpin #28 Kameron Barnett #36 Brandon Gehring #55 Bradley Vanbruggen #2 Keenen Jones #76 Tyler Rains #21 Jacob Bridgeman #22 Junior Ruiz. THIRD ROW: #42 Ivan Parmley #71 Jeremiah Upchurch #75 Aaron Sexton #8 Robby Ryan #34 Dalton Garner #70 Jaylan Woolridge #1 Jason Perkins #52 Joe Atkinson #66 Ryan Corder #35 Jacob Bell #27 Justin Pennycuff #54 Wesley Robinette #61 Dustin Stinson #23 Matt Dobbs. FOURTH ROW: #12 Tyler Guffey #65 Ethan McDonald #69 Austin Conn #38 Jonathan Skirvin #32 Joe Pierce #14 Drew Perkins #25 Austin Lay #73 Max Albrecht #3 Austin Garner #77 Nathaniel Foster #68 Dakota Kinzley #67 Carlos Marte #13 Dillian Penny. FIFTH ROW: #58 Sam Winchester #5 Zach Bybee #79 Sam Albrecht #53 Jordan Roysdon #78 Gabe Dick #10 Nathan Garner #9 Kadameion Branham #7 Logan Basham #60 Nathan Stearns #4 Alan Brown #51 Jared Philpot #45 James Barnes #18 Toby Crabtree #56 Noah Dishman. BACK ROW: Barry Guffey – TJ Guffey – Larry LaFevers – Shawn Thompson #43 Ridge Hancock #74 Eric Clifford #40 Lance Humble #72 Tyler East #20 Logan Gardner – Tyler King – Barry Ryan – John LaFevers – Adam Chaplin.

2013 SCHEDULE (14-0)

Date	Opponent	Result
Aug 23	Monroe County	W, 44-14
Sep 2	at South Laurel	W, 36-7
Sep 6	at Garrard County	W, 42-15
Sep 13	at Williamsburg	W, 40-12
Sep 20	at Southwestern	W, 42-20
Sep 27	Bell County	W, 41-6
Oct 4	Corbin	W, 35-28
Oct 11	at Casey County	W, 41-14
Oct 18	at McCreary Central	W, 67-6
Nov 1	Rockcastle County	W, 48-15
Nov 8	LaRue County	W, 54-7
Nov 15	Corbin	W, 36-0
Nov 22	at Central	W, 17-7
Nov 29	at Paducah Tilghman	W, 34-10

TEAM STATS

14 - 0	Record (wins - losses)
577	Points Scored this Season
161	Points Allowed this Season
2101	Rushing Yards
1190	Rushing Yards Allowed
3141	Passing Yards
933	Passing Yards Allowed

INDIVIDUAL LEADERS

RUSHING	Atts.--Yards	Yds/Gm	TD
12 Guffey, Tyler	144--657	47	19
9 Branham, Kadameion	109--628	45	8
22 Ruiz, Junior	42--248	18	5
5 Bybee, Zach	41--245	31	3
27 Pennycuff, Justin	19--139	20	1

PASSING	Com-Att-Int	Pct.	Yds	TD
12 Guffey, Tyler	162-280-5	57.9	3128	32

RECEIVING	Rec.--Yards	Yds/Gm	TD
1 Perkins, Jason	59--1371	97.9	15
20 Gardner, Logan	51--818	58.4	7
4 Brown, Alan	38--768	54.9	9
3 Garner, Austin	9--124	9.5	1
22 Ruiz, Junior	2--36	2.6	0

SCORING	TDs	FGs	PATs	Pts
12 Guffey, Tyler	20	0	0	122
22 Ruiz, Junior	5	1	64	97
1 Perkins, Jason	14	0	0	90
4 Brown, Alan	12	0	0	72
9 Branham, Kadameion	8	0	0	52

TITLE GAME HISTORY

Year	Class	W/L	Score
n/a			

WAYNE COUNTY (14-0) vs. BELFRY (13-1)



WAYNE COUNTY

Cardinals (14-0)

Head Coach: Shawn Thompson

Assistant Coaches: John LaFevers, Barry Guffey, Adam Chaplin.

No.	Name	Ht.	Wt.	Pos.	Yr.	No.	Name	Ht.	Wt.	Pos.	Yr.
1	Jason Perkins	5' 10	158	WR/FS	SR	50	Brantley Hutchinson	5' 6	209	C/DL	FR
2	Keenan Jones	5' 9	160	WR/DE	JR	51	Jared Philpot	5' 11	273	OL/DL	JR
3	Austin Garner	6' 0	190	TE/SS	JR	52	Joseph Atkinson	5' 11	270	C/DL	SR
4	Alan Brown	6' 1	170	WR/DB	SR	53	Jordan Roysdon	6' 1	220	OL/DL	JR
5	Zach Bybee	5' 11	140	RB/DE	SR	54	Wesley Robinette	5' 10	238	OL/DL	JR
6	Jakobe Lasley	5' 6	133	RB/DB	FR	55	Bradley VanBruggen	5' 8	170	OL/DL	SO
7	Logan Basham	6' 0	140	WR/DB	SR	56	Noah Dishman	6' 0	221	OL/DL	FR
8	Robby Ryan	5' 9	220	TE/LB	JR	57	Zac Dean	5' 11	180	OL/DL	SO
9	Kadameion Branham	6' 2	247	RB/DL	JR	58	Sam Winchester	5' 11	205	C/DL	SO
10	Nathan Garner	6' 1	171	QB/RB/LB	SO	59	Nash Hicks	5' 7	200	OL/DL	SO
11	Chris Clem	5' 7	166	WR/SS	SR	60	Nathan Stearns	6' 1	210	OL/LB	SR
12	Tyler Guffey	6' 0	225	QB/LB	SR	62	Jeremy Godsey	5' 5	122	DL	FR
13	Dillian Penny	5' 11	168	RB/FS	SO	63	Draven Parmley	5' 8	195	OL/DL	FR
14	Drew Perkins	5' 11	160	WR/FS	JR	64	Rodney Rednour	5' 5	245	OL/DL	JR
15	Braxton Dick	5' 9	163	TE/LB	FR	65	Ethan McDonald	5' 11	197	OL/DL	JR
16	Wade Jones	5' 5	126	WR/DB	SO	66	Ryan Corder	5' 11	240	OL/DL	SR
19	Colton Turpin	5' 9	159	QB/LB	SO	67	Carlos Marte	6' 0	340	OL/DL	SO
20	Logan Gardner	6' 1	180	RB/WR/FS	JR	68	Dakota Kinzley	5' 10	248	OL/DL	FR
21	Jacob Bridgeman	5' 8	145	WR/FS	FR	69	Austin Conn	6' 0	304	OL/DL	FR
22	Junior Ruiz	5' 8	186	RB/DB	SR	70	Jaylon Woolridge	5' 10	271	OL/DL	SR
23	Matt Dobbs	5' 10	145	RB/DL	SO	71	Jeremiah Upchurch	5' 8	221	OL/DL	SO
24	Wesley Sanders	5' 8	135	WR/DB	FR	72	Tyler East	6' 2	230	OL/DL	JR
25	Austin Lay	5' 11	210	TE/DE	SR	73	Max Albrecht	6' 0	235	OL/DL	FR
27	Justin Pennycuff	5' 10	163	RB/LB	JR	75	Aaron Sexton	5' 9	239	OL/DL	JR
28	Kamron Barnett	5' 10	125	WR/DB	FR	76	Tyler Rains	5' 7	232	OL/DL	SO
30	Trenton Dobbs	5' 8	167	RB/DB	JR	77	Nathaniel Foster	5' 11	315	OL/DL	SO
31	Michael Lawson	5' 9	167	RB/LB	SO	78	Gabe Dick	5' 11	201	OL/DL	FR
32	Joseph Pierce	6' 0	182	WR/LB	JR	79	Sam Albrecht	6' 1	313	OL/DL	JR
33	Casey Lang	5' 7	140	WR/DB	JR						
34	Dalton Garner	5' 10	164	RB/TE/SS	FR						
35	Jacob Bell	5' 10	170	RB/LB	SR						
36	Brandon Gehring	5' 8	138	WR/DB	SR						
37	Javon Wofford	5' 6	125	RB/DB	JR						
40	Lance Humble	6' 3	221	TE/DE	SR						
42	Ivan Parmley	5' 9	176	RB/DE	JR						
43	Ridge Hancock	6' 1	190	TE/DL	JR						
45	James Barnes	6' 0	210	RB/TE/LB	SR						
46	Colton Hatfield	5' 7	198	RB/DE	SR						
47	Tanner Hatfield	5' 6	169	TE/DE	FR						
48	Jacob Dennis	5' 6	164	TE/DL	FR						
49	Jacob Fulton	5' 8	173	RB/DL	FR						



QUICK FACTS

NAME:

Belfry High School

CITY:

Belfry

COUNTY:

Pike

ENROLLMENT:

738

NICKNAME:

Pirates

COLORS:

Red & White

SUPERINTENDENT:

David Lester

PRINCIPAL:

Mark Gannon

ATHLETIC DIRECTOR:

Philip Haywood

HEAD COACH:

Philip Haywood

LAST YEAR'S PLAYOFFS:

3A Runner-up

Central 12, Belfry 6 (OT)

STATE TITLES (LAST):

2 (2004)

RECORD IN STATE FINALS:

2-7



2013 BELFRY PIRATES (pictured left to right) — FRONT ROW: Michael Barnes, Joey Duty, Justin Johnson, Davontae Dari, Sani Warren, Trenity Carr, Hayden Hatfield, Zach Lester, Richard Nelson, Reed Williamson, Cameron Johnson, -, Zach Thompson, Cody Bostic. SECOND ROW: James Baldwin, -, Dakota Stanley, -, Drew Mullins, Kaleb Edwards, Austin Hatfield, Keaton Taylor, Jeremy Harrison, Macky Francis, Jacob Francisco, Cameron Maynard, Jeremiah Gooslin, Justyn Ferrell. THIRD ROW: Aaron Hatfield, TJ Dotson, Caleb Elkins, Nate Sanger, Brandon Church, Devin Wellman, Timmy Adkins, Xondre Willis, Keilan Carr, William Coleman, Austin Gibbs, Andrew Fletcher, Josh Thacker. FOURTH ROW: -, Austin Varney, Jordan Wolford, Anthony Thompson, Austin Woolum, Chase Dove, -, Austin Hall, Gregg Staggs, Brayden Preece, Cole Bentley, Cameron Catron, Raquan Horton. FIFTH ROW: Amber Hatfield, -, Maranda Smith, Shawna Maynard, Taylor Johnson, Dakota Fannin, Dashawn Siggers, Nick Francis, Kalob Whitt, Clarence Hunt, Lynzi Bowen, Sherri New, Kamri Blackmon. BACK ROW: Anthony Tackett, Cameron Tackett, Ryan Chapman, Jason Cross, PJ Wright, Adam Warren, Jonathan Wright, Philip Haywood, Matt Varney, Jim Booth, Nathan Coleman, Todd Cassell, David Jones, James Rowe.

2013 SCHEDULE (13-1)

Date	Opponent	Result
Aug 30	Somerset	W, 37-12
Sep 6	at Harlan County	W, 21-12
Sep 13	at Southwestern	W, 38-27
Sep 20	Pikeville	W, 56-20
Sep 27	at Sheldon Clark	W, 49-6
Oct 4	Gallia Academy, OH	W, 41-19
Oct 11	at Christian Acad. of Knoxville, TN	W, 27-21
Oct 18	Lawrence County	W, 35-12
Oct 25	at Pike County Central	W, 56-34
Nov 1	Johnson Central	L, 28-54
Nov 8	Jackson County	W, 42-6
Nov 15	Lawrence County	W, 42-6
Nov 22	Pike County Central	W, 43-6
Nov 29	at Bourbon County	W, 21-13

TEAM STATS

13 - 1	Record (wins - losses)
536	Points Scored this Season
248	Points Allowed this Season
4478	Rushing Yards
2280	Rushing Yards Allowed
902	Passing Yards
1174	Passing Yards Allowed

INDIVIDUAL LEADERS

RUSHING	Atts.--Yards	Yds/Gm	TD
28 Johnson, Justin	115--1198	100	13
7 Carr, Trenity	156--847	61	20
5 Hatfield, Austin	88--589	65	6
11 Dari, Davontae	56--555	43	8
1 Fletcher, Andrew	58--439	40	4

PASSING	Com-Att-Int	Pct.	Yds	TD
6 Warren, Sani	52-93-4	55.9	902	10

RECEIVING	Rec.--Yards	Yds/Gm	TD
4 Taylor, Keaton	42--605	46.5	7
7 Carr, Trenity	15--137	9.8	0
28 Johnson, Justin	7--53	4.8	1
19 Bostic, Cody	7--50	4.4	1
3 Willis, Xondre	4--35	7.0	0

SCORING	TDs	FGs	PATs	Pts
7 Carr, Trenity	20	0	0	120
28 Johnson, Justin	14	0	0	84
27 Woolum, Austin	0	1	74	72
6 Warren, Sani	10	0	0	60
11 Dari, Davontae	8	0	0	48

TITLE GAME HISTORY

Year	Class	W/L	Score
1979	3A	L	Franklin-Simpson 33, Belfry 0
1985	3A	L	Paducah Tilghman 29, Belfry 14
1986	3A	L	Owensboro 14, Belfry 0
2003	2A	W	Belfry 33, Elizabethtown 27
2004	2A	W	Belfry 28, Owensboro Catholic 19
2007	3A	L	Central 27, Belfry 17
2010	3A	L	Central 46, Belfry 7
2011	3A	L	Central 15, Belfry 14
2012	3A	L	Central 12, Belfry 6 (ot)

WAYNE COUNTY (14-0) vs. BELFRY (13-1)



BELFRY *Pirates (13-1)*

Head Coach: Philip Haywood

Assistant Coaches: Matt Varney, Anthony Tackett, Adam Warren, Jonathan Wright, Perry Wright, James Rowe, Casey Lequire, Ryan Chapman, Todd Cassell, Nathan Coleman, Jason Cross, David Jones, Jim Booth.

No.	Name	Ht.	Wt.	Pos.	Yr.	No.	Name	Ht.	Wt.	Pos.	Yr.
1	Andrew Fletcher	6' 1	190	RB	FR	54	Jordan Wolford	5' 10	278	OL	FR
2	Cameron Johnson	6' 0	183	SE	SR	55	Macky Francis	5' 11	316	OL	JR
3	Xondre Willis	5' 9	155	RB	SO	56	Brayden Preece	5' 10	220	OL	FR
4	Keaton Taylor	5' 11	153	SE	JR	57	Dashawn Siggers	6' 3	326	OL	FR
5	Austin Hatfield	5' 9	215	RB	JR	58	Timmy Adkins	5' 9	180	OL	SO
6	Sani Warren	6' 0	191	QB	SR	61	Austin Dotson	6' 1	260	OL	FR
7	Trenity Carr	5' 11	191	RB	SR	62	Jeremiah Gooslin	5' 9	165	OL	SO
8	Hayden Hatfield	6' 0	173	RB	SR	63	Justyn Ferrell	5' 10	180	OL	SO
9	Kaleb Edwards	5' 10	175	RB	JR	65	Adam Dotson	5' 10	220	OL	FR
10	Cameron Catron	5' 9	165	QB	FR	66	Kalob Whitt	5' 10	265	OL	FR
11	Davontae Dari	5' 10	165	RB	SR	67	Drew Mullins	6' 0	258	OL	JR
12	Reed Williamson	5' 8	155	SE	SR	70	Nathaniel Adkins	5' 8	250	OL	FR
13	Leonard Young	5' 10	175	RB	FR	71	Michael Barnes	6' 4	330	OL	SR
14	Devin Wellman	5' 11	152	QB	SO	72	Nick Francis	5' 7	250	OL	FR
15	David Daniels	5' 8	165	SE	SR	73	Zack Lester	5' 9	232	OL	SR
16/74	Richard Nelson	6' 0	200	TE	SR	76	Anthony Thompson	5' 11	240	DT	FR
17	Josh Thacker	5' 6	130	RB	FR	77	Austin Varney	5' 10	205	OL	FR
18	Dakota Fannin	5' 10	155	TE	FR	80	Aaron Hatfield	5' 6	140	SE	SO
19	Cody Bostic	5' 10	162	SE	SR	82	Cameron Maynard	5' 8	157	SE	JR
20	Jacob Francisco	6' 2	178	SE/DE	JR		Tyler Jude	5' 10	136	---	JR
21	Keilan Carr	5' 11	175	RB	SO						
22	Caleb Elkins	5' 6	130	SE	SO						
23	Raquan Horton	6' 0	257	TE	FR						
24	James Baldwin	5' 11	150	SE	JR						
25	Dalton Lowe	5' 7	130	SE	FR						
26	T Dotson	5' 11	164	RB	SO						
27	Austin Woolum	5' 8	134	SE	FR						
28	Justin Johnson	5' 9	181	RB	SR						
29	David Dotson	6' 0	150	SE	JR						
30	Zack Thompson	5' 8	168	NG	SR						
31	Brandon Church	5' 8	150	LB	SO						
32	Chase Dove	5' 10	150	RB	FR						
33	Dakota Stanley	5' 10	200	LB	JR						
34/64	Joey Duty	5' 11	217	LB	SR						
35	Nate Sanger	5' 10	195	LB	SO						
40	Austin Hall	6' 3	175	RB	FR						
44	Cole Bentley	6' 4	255	TE	FR						
50	Greg Staggs	5' 11	178	OL	FR						
51	William Coleman	5' 8	240	OL	SO						
52	Jeremy Harrison	5' 9	224	OL	JR						
53	Austin Gibbs	6' 0	255	OL	SO						

2012 CLASS 3A CHAMPIONSHIP REVIEW



State Champion - Central Yellowjackets

**Player of the Game
Presented by the
Kentucky National Guard**



**Deris Cox
Central**



2012 RUSSELL ATHLETIC/KHSAA COMMONWEALTH GRIDIRON BOWL BELFRY (12-3) vs. CENTRAL (13-2)

NOV. 30, 2012 at BOWLING GREEN, KY

Stadium: HOUCHENS-L.T. SMITH STADIUM Attendance: 7,116

Score by Quarters

	1	2	3	4	OT	Score
BELFRY.....	0	6	0	0	0	- 6
CENTRAL.....	6	0	0	0	6	- 12

Scoring Summary

1st	01:47	CEN	DERIS COX 28 yd run (IDRISS KERA kick failed) [7-46; 3:33; CEN 6, BEL 0]
2nd	05:53	BEL	TONY MESSER 13 yd pass from SANI WARREN (KEILAN CARR kick failed) [16-74; 7:45; CEN 6, BEL 6]
OT	12:00	CEN	MARCEL MALONE 15 yd pass from SYDNEY TEDFORD [2-10; 0:00; CEN 12, BEL 6]

Kickoff time: 3:00 PM End of Game: 5:23 PM Total elapsed time: 2:23

Officials: Referee: GREG MURDACH; Umpire: TEDDY JESSIE; Linesman: ALAN RUSSELL; Line judge: TIMOTHY JESSIE; Back judge: JEFF BRADFORD
Temperature: 58 degrees Wind: S 3 MPH Weather: CLEAR AND COOL

WAYNE COUNTY (14-0) vs. BELFRY (13-1)

3A STATE CHAMPIONSHIP HISTORY

CLASS 3A						
Year	Champion	Coach	Score	Runner-Up	Coach	Site
2012	Central	Tyrran Scroggins	12-6 OT	Belfry	Philip Haywood	Houchens-L.T. Smith Stadium, Bowling Green
2011	Central	Tyrran Scroggins	15-14	Belfry	Philip Haywood	Houchens-L.T. Smith Stadium, Bowling Green
2010	Central	Tyrran Scroggins	46-7	Belfry	Philip Haywood	Houchens-L.T. Smith Stadium, Bowling Green
2009	Paducah Tilghman	Randy Wyatt	21-0	Somerset	Robbie Lucas	Houchens-L.T. Smith Stadium, Bowling Green
2008	Central	Tyrran Scroggins	40-19	Breathitt County	Mike Holcomb	Papa John's Cardinal Stadium, Louisville
2007	Central	Tyrran Scroggins	27-17	Belfry	Philip Haywood	Papa John's Cardinal Stadium, Louisville
2006	Covington Catholic	John Rodenberg	27-8	Bowling Green	Kevin Wallace	Papa John's Cardinal Stadium, Louisville
2005	Lexington Catholic	Bob Sphire	49-21	Bowling Green	Kevin Wallace	Papa John's Cardinal Stadium, Louisville
2004	Highlands	Dale Mueller	22-6	Boyle County	Chuck Smith	Papa John's Cardinal Stadium, Louisville
2003	Boyle County	Chuck Smith	44-10	Highlands	Dale Mueller	Papa John's Cardinal Stadium, Louisville
2002	Boyle County	Chuck Smith	21-0	Rockcastle County	Tom Larkey	KFEC Cardinal Stadium, Louisville
2001	Boyle County	Chuck Smith	49-14	Rockcastle County	Tom Larkey	KFEC Cardinal Stadium, Louisville
2000	Highlands	Dale Mueller	48-27	Owensboro	Gordon Powers	KFEC Cardinal Stadium, Louisville
1999	Highlands	Dale Mueller	48-10	Owensboro	Gordon Powers	KFEC Cardinal Stadium, Louisville
1998	Highlands	Dale Mueller	56-7	Waggener	Ken Hockman	KFEC Cardinal Stadium, Louisville
1997	Covington Catholic	Lynn Ray	1-0 (21-13)	VACATED (Hopkinsville)	Craig Clayton	KFEC Cardinal Stadium, Louisville
1996	Highlands	Dale Mueller	21-14	Hopkinsville	Craig Clayton	KFEC Cardinal Stadium, Louisville
1995	Bowling Green	Dan Haley	28-12	Highlands	Dale Mueller	KFEC Cardinal Stadium, Louisville
1994	Covington Catholic	Lynn Ray	24-21	Bowling Green	Dan Haley	KFEC Cardinal Stadium, Louisville
1993	Covington Catholic	Lynn Ray	28-13	Lincoln County	Marty Jagggers	KFEC Cardinal Stadium, Louisville
1992	Highlands	Tom Duffy	15-6	Paducah Tilghman	Allan Cox	KFEC Cardinal Stadium, Louisville
1991	Bell County	Dudley Hilton	35-13	Meade County	Larry French	KFEC Cardinal Stadium, Louisville
1990	Paul Blazer	Vic Marsh	45-13	Lincoln County	Larry Phillips	KFEC Cardinal Stadium, Louisville
1989	Highlands	Tom Duffy	27-3	Paducah Tilghman	Allan Cox	KFEC Cardinal Stadium, Louisville
1988	Covington Catholic	Lynn Ray	30-24 OT	Paducah Tilghman	Allan Cox	KFEC Cardinal Stadium, Louisville
1987	Covington Catholic	Lynn Ray	16-6	Paducah Tilghman	Allan Cox	KFEC Cardinal Stadium, Louisville
1986	Owensboro	Larry Moore	14-0	Belfry	Philip Haywood	KFEC Cardinal Stadium, Louisville
1985	Paducah Tilghman	Allan Cox	29-14	Belfry	Philip Haywood	KFEC Cardinal Stadium, Louisville
1984	Danville	Tom Duffy	24-6	Hopkinsville	Mike Lewis	KFEC Cardinal Stadium, Louisville
1983	Conner	Bob Lewis	12-7	Franklin-Simpson	James Mathews	KFEC Cardinal Stadium, Louisville
1982	Highlands	Bill Herrmann	6-0	Franklin-Simpson	James Mathews	KFEC Cardinal Stadium, Louisville
1981	Highlands	Bill Herrmann	40-24	Elizabethtown	Duke Owen	KFEC Cardinal Stadium, Louisville
1980	Franklin-Simpson	James Mathews	16-0	Conner	Bob Lewis	KFEC Cardinal Stadium, Louisville
1979	Franklin-Simpson	James Mathews	33-0	Belfry	Dick Roddy	KFEC Cardinal Stadium, Louisville
1978	Russell	Ivan McGlone	17-7	Woodford County	Duke Owen	Hanger Field, ECU, Richmond
1977	Highlands	Bill Herrmann	6-0	Shelby County	Tom Becherer	Hanger Field, ECU, Richmond
1976	Lloyd Memorial	Jim Dougherty	24-0	Shelby County	Tom Becherer	Commonwealth Stadium, Lexington
1975	Highlands	Roger Walz	21-0	Franklin-Simpson	James Mathews	WKU, Bowling Green
1974	St. Xavier	Bill Glaser	48-14	Westport	Earl Browning	KFEC Cardinal Stadium, Louisville
1973	Trinity (Louisville)	Dave Moore	16-0	Southern	Hend. Wilson	KFEC Cardinal Stadium, Louisville
1972	Trinity (Louisville)	Jim Kennedy	21-0	Butler	Elmer Collina	KFEC Cardinal Stadium, Louisville
1971	Flaget	Pete Compise	7-7**	Thomas Jefferson	Jim Gray	KFEC Cardinal Stadium, Louisville
1970	Butler	Elmer Collina	20-0	Trinity (Louisville)	Jim Kennedy	KFEC Cardinal Stadium, Louisville
1969	St. Xavier	Leon Dunagan	15-0	Butler	Elmer Collina	KFEC Cardinal Stadium, Louisville
1968	Trinity (Louisville)	Jim Kennedy	29-18	Seneca	Ron Cain	KFEC Cardinal Stadium, Louisville
1967	Flaget	Norm Mackin	21-0	Thomas Jefferson	Jim Gray	KFEC Cardinal Stadium, Louisville
1966	DuPont Manual	Charlie Bentley	33-6	Butler	Milan Perpich	KFEC Cardinal Stadium, Louisville
1965	Seneca	Ron Cain	13-12	Flaget	Jim Kennedy	KFEC Cardinal Stadium, Louisville
1964	Male	Charlie Kuhn	27-0	Eastern	Charles Hord	KFEC Cardinal Stadium, Louisville
1963	Male	Charlie Kuhn	23-7	Waggener	Marty Deim	Manual Stadium, Louisville
1962	St. Xavier	Johnny Meihaus	7-6	Valley	Dallas Arnold	Manual Stadium, Louisville
1961	Flaget	Paulie Miller	41-13	Fairdale	Bubba Simpson	Manual Stadium, Louisville
1960	Male *	Charlie Kuhn	1-0	Eastern *	Emmett Goranflo	N/A
1959	DuPont Manual	Tom Harper	41-14	Durrett	Lloyd Redman	Manual Stadium, Louisville

** Only game to end in a tie in championship history, prior to the adoption of National Federation tie-breaker.

* Eastern forfeited to Male because at that time, the state championship game was not played until the annual Male-Manual battle on Thanksgiving. Eastern accepted the county (Jefferson) championship, forfeiting the state title to Male.



QUICK FACTS

NAME:

Collins High School

CITY:

Shelbyville

COUNTY:

Shelby

ENROLLMENT:

974

NICKNAME:

Titans

COLORS:

Columbia Blue & Black

SUPERINTENDENT:

James Neihof

PRINCIPAL:

John Leeper

ATHLETIC DIRECTOR:

Mike Zoeller

HEAD COACH:

Jerry Lucas

LAST YEAR'S PLAYOFFS:

4A Runner-Up

Highlands 47, Collins 0

STATE TITLES (LAST):

0

RECORD IN STATE FINALS:

0-1



2013 COLLINS TITANS (pictured left to right) — FRONT ROW: #19 Blanton Creque, #18 Browning Becherer, #17 Neil Plante #16 Adam Wilson, #13 Casey Warner, #10 EJ Burk, #9 Devin Watkins, #5 Benett Becherer, #4 Levi Brown, #2 Michael Nash. SECOND ROW: #20 Sam Harrod, #15 Landon Forrest, #12 Jordan Parker, #8 Ryan Watkins, #7 Isaiah Jones, #6 Elijah Jones, #3 Masai Whyte, #1 Lawson Page, #23 Jacob Dale. THIRD ROW: Maliek Bowen, #21 Arturo Villegas, #32 Chris Priddy, #31 Bushy Wells, #29 Joe Howell, #28 Leland Cardwell, #26 Zach Smith, #24 Gabe Nash. FOURTH ROW: #52 Chaz Kehrl, #22 Deandre Farris, #50 Kolton Alvey, #46 Bradlee Ronning, #40 Jackson Ellis, #37 Quintin Murphy, #35 Travis Priddy. FIFTH ROW: #72 Trei Axline, #71 Wyatt Williamson, #70 Devin Douthitt, #64 Zach Barrett, #60 Noah Cocking, #57 Seth Cocking, #55 Jalen Stone. SIXTH ROW: #75 Kyle Goss, #51 Michael Goss, #53 Zach Wilson, #54 Kris Jones, #59 Shayne White, #65 Zach Hershey, #66 Mark Bradford, #85 Nathan Sames, #73 Dustin Hinkle. SEVENTH ROW: Manager Eli Megibben, Manager Tyler Osborn, #79 Brandon Ford, #77 Zach Butler, Manager Alan Straub, Manager Jackson Kelly. BACK ROW: Asst. Coach: Tom Becherer, Asst Coach John Keene, Asst Coach Brian Wigglesworth, Director of operations: Thomas Fawns, Head Coach: Jerry Lucas, Asst Coach: Phil Bell, Asst Coach: Don Wigglesworth, Asst. Coach Jay Cresap. Not Pictured: #11 Dalton Maggard, #42 Noah Brunner, #44 Abraham Roblero, #76 Jonathan Sparrow, #80 Maliek Winfrey, #82 Dylan Siler.

2013 SCHEDULE (12-2)

Date	Opponent	Result
Aug 23	Simon Kenton	L, 21-23
Aug 30	at South Oldham	W, 41-14
Sep 6	Ballard	W, 24-19
Sep 13	at Shelby County	W, 42-14
Sep 27	at Atherton	W, 59-6
Oct 4	at Spencer County	W, 21-14
Oct 11	at Central Hardin	L, 32-36
Oct 18	Waggener	W, 52-0
Oct 25	North Oldham	W, 35-6
Nov 1	Anderson County	W, 49-10
Nov 8	Moore	W, 56-6
Nov 15	Nelson County	W, 63-14
Nov 22	North Oldham	W, 42-14
Nov 29	at Owensboro	W, 50-14

TEAM STATS

12 - 2	Record (wins - losses)
587	Points Scored this Season
190	Points Allowed this Season
2469	Rushing Yards
1952	Rushing Yards Allowed
3080	Passing Yards
1634	Passing Yards Allowed

INDIVIDUAL LEADERS

RUSHING	Atts.--Yards	Yds/Gm	TD
8 Watkins, Ryan	131--1079	77	15
22 Farris, Deandre	87--643	46	13
1 Page, Lawson	84--448	32	1
3 Whyte, Masai	29--145	10	8
37 Murphy, Quintin	4--37	3	0

PASSING	Com-Att-Int	Pct.	Yds	TD
1 Page, Lawson	198-316-4	62.3	3036	37

RECEIVING	Rec.--Yards	Yds/Gm	TD
22 Farris, Deandre	61--982	70.1	16
85 Sames, Nathan	55--930	66.4	12
15 Forrest, Landon	32--459	35.3	5
12 Parker, Jordan	15--255	18.2	2
8 Watkins, Ryan	20--242	17.3	0

SCORING	TDs	FGs	PATs	Pts
22 Farris, Deandre	29	0	0	174
19 Creque, Blanton	0	8	78	102
8 Watkins, Ryan	15	0	0	90
85 Sames, Nathan	13	0	0	80
3 Whyte, Masai	8	0	0	48

TITLE GAME HISTORY

Year	Class	W/L	Score
2012	4A	L	Highlands 47, Collins 0

COLLINS (12-2) vs. HIGHLANDS (13-1)



COLLINS Titans (12-2)

Head Coach: Jerry Lucas

Assistant Coaches: Tom Becherer, Brian Wigglesworth, Phillip Bell, William May, Donald Wigglesworth, Mike Cresap, Jay Cresap.

No.	Name	Ht.	Wt.	Pos.	Yr.	No.	Name	Ht.	Wt.	Pos.	Yr.
1	Lawson Page	6' 1	200	QB/DB	SR	56	Jacob Dale	6' 2	207	WR/DL	SO
2	Michael Nash	5' 7	140	WR/LB	JR	57	Seth Cocking	5' 3	158	OL/DL	FR
3	Masai Whyte	6' 2	210	RB/LB	SR	59	Shayne White	5' 11	185	OL/DL	SR
4	Levi Brown	5' 7	135	WR/DB	SO	60	Noah Cocking	5' 6	151	OL/DL	FR
5	Bennett Becherer	5' 5	123	QB/DB	SO	63	Yoni Perez	5' 7	175	OL/DL	FR
6	Elijah Jones	6' 1	166	WR/DB	SR	64	Zakary Barrett	5' 10	229	OL/DL	SO
7	Isaiah Jones	6' 1	165	WR/DB	SR	65	Zackary Hershey	5' 11	239	OL/DL	SR
8	Ryan Watkins	5' 10	190	RB/LB	SR	66	Mark Bradford	6' 0	350	OL/DL	SR
9	Devin Watkins	5' 6	152	WR/DB	JR	70	Devin Douthitt	6' 2	209	OL/DL	JR
10	Eric Burk	6' 1	150	WR/DB	JR	71	Wyatt Williamson	6' 4	215	OL/DL	JR
11	Dalton Maggard	5' 5	120	WR/DB	FR	72	Trei Axline	5' 10	285	OL/DL	SO
12	Jordan Parker	5' 10	156	WR/DB	SR	73	Dustin Hinkle	5' 11	216	OL/DL	FR
13	Casey Warner	5' 5	145	WR/DB	SO	75	Kyle Goss	6' 1	250	OL/DL	SO
15	Landon Forrest	5' 10	174	WR/LB	SR	76	Jonathan Sparrow	6' 0	190	K/P	FR
16	Adam Wilson	5' 8	137	WR/DB	SO	77	Zachary Butler	5' 7	170	OL/DL	FR
17	Neil Plante	5' 9	149	WR/DB	JR	79	Brandon Ford	5' 7	210	WR/DB	FR
18	Browning Becherer	5' 11	177	QB/DB	JR	80	Maliek Winfrey	5' 8	130	WR/DB	SO
19	Blanton Creque	5' 10	159	K/P	JR	82	Daniel Siler	5' 7	180	WR/DB	SO
20	Sam Harrod	5' 8	156	RB/DB	FR	85	Nathan Sames	6' 0	189	WR/DB	SR
21	Arturo Villegas	5' 6	133	WR/DB	SR						
22	Deandre Farris	5' 9	174	WR/DB	SR						
23	Stefhan Jackson	5' 6	125	WR/DB	FR						
24	Gabe Nash	5' 7	144	WR/LB	JR						
26	Zachary Smith	5' 9	134	WR/DB	FR						
28	Leland Cardwell	5' 11	221	RB/LB	SO						
29	Joseph Howell	5' 10	150	WR/DB	FR						
31	Antuan Wells	5' 10	175	RB/LB	JR						
32	Chris Priddy	5' 4	145	RB/DB	FR						
33	Maliek Bowen	5' 7	164	RB/LB	SO						
35	Travis Priddy	5' 6	150	RB/DB	FR						
37	Quintin Murphy	5' 6	165	RB/LB	SO						
40	Jackson Ellis	5' 7	200	RB/LB	JR						
42	Noah Brunner	6' 1	150	WR/DB	SO						
44	Abraham Roblero	6' 0	165	K/P	JR						
46	Bradlee Ronning	5' 7	171	QB/LB	FR						
50	Kolton Alvey	5' 5	240	OL/DL	SO						
51	Michael Goss	6' 2	265	OL/DL	SR						
52	Chaz Kehrli	5' 6	160	K/P	FR						
53	Zach Wilson	6' 4	207	OL/DL	SR						
54	Kris Jones	5' 5	224	OL/DL	SR						
55	Jalen Stone	6' 0	213	OL/DL	SO						



QUICK FACTS

NAME:

Highlands High School

CITY:

Fort Thomas

COUNTY:

Campbell

ENROLLMENT:

888

NICKNAME:

Bluebirds

COLORS:

Blue & White

SUPERINTENDENT:

Gene Kirchner

PRINCIPAL:

Brian Robinson

ATHLETIC DIRECTOR:

Dale Mueller

HEAD COACH:

Dale Mueller

LAST YEAR'S PLAYOFFS:

4A Champion

Highlands 47, Collins 0

STATE TITLES (LAST):

21 (2012)

RECORD IN STATE FINALS:

21-5



2013 HIGHLANDS BLUEBIRDS (pictured left to right) — SIXTH ROW: Chandler New, Brian Condon, Lucke Brockett, Ben Ziegler, Cashel Coughlan, Bradley Clark, Nick Kendall, Mitchell Cain, Dalton Mallery, Thomas Wood, Austin Horner, Trent Casebolt, Cody Stampfer, Eric Miller, Luke Lindeman, Ryan Conley. FIFTH ROW: Manual Venegas, Matthew Gall, Kyle Thurston, Evan Richardson, Kendall Kramer, Kyler Dalton, Tyler Schweitzer, Bryan Saunders, Scottie Turner, Ryan Greene, Matthew Bowman, Seth Hope, Evan Allen, TJ Sipple, Jack Telek. FOURTH ROW: Conner Bleser, Bo Hebel, Avery McDaniel, Brandon Lichtenberg, Jack Jager, Nathan Raleigh, Matt Farney, Carson Haas, John Abner, Ian Schnelle, Tanner Gronceck, Zach Beal, Johnny Kemplin, Sam Little. THIRD ROW: Stephen Dauer, Joseph Dressman, Michael Ayers, Jake Parker, Conner Welsch, Nathan Merkle, Brandon Bradford, Donnie Mills, Ben Ellison, Caleb Mulliken, Matt Walkenhorst, Jordan Johnson, Tyler Robinson, Sean Lemmons. SECOND ROW: Brad Broering, Jenson Feggins, Rocco Pangallo, Brady Murray, Nick True, Griiffin Urlage, Austin Hergott, Daniel Kremer, Jaylen Hayes, Joey Cochran, Jared Dougherty, James Grau, Kyle Martin, Josh Wason, Jacob Noe, Thomas Wroblecki, Hank Johnson, Grayson Heck, Patrick Schoepf. FIRST ROW: James Hinkle, Jake Whitford, Jackson Bardo, Justin Weyer, Alex Shadle, Alex Veneman, Beau Hoge, Justin Goshorn, Vincent Gallichio, Braden Hicks, Drew Houlston, Andrew Abner, Brandon Hergott, Austin Beal, Joey Kruse.

2013 SCHEDULE (13-1)

Date	Opponent	Result
Aug 24	University Christian, FL	W, 47-17
Aug 30	Campbell County	W, 50-8
Sep 6	Bryan Station	W, 62-44
Sep 14	at John Hardin	W, 33-26
Sep 21	at Paducah Tilghman	W, 42-25
Sep 28	at Covington Catholic	W, 42-6
Oct 4	Harrison County	W, 77-0
Oct 18	Holmes	W, 71-14
Oct 25	at Cincinnati Elder, OH	L, 27-30
Nov 1	Warren Central	W, 71-69
Nov 8	Boyd County	W, 70-6
Nov 15	Ashland Blazer	W, 56-6
Nov 22	Covington Catholic	W, 28-13
Nov 29	at Lexington Catholic	W, 49-35

TEAM STATS

13 - 1	Record (wins - losses)
725	Points Scored this Season
299	Points Allowed this Season
1634	Rushing Yards
2081	Rushing Yards Allowed
4547	Passing Yards
2315	Passing Yards Allowed

INDIVIDUAL LEADERS

RUSHING	Atts.--Yards	Yds/Gm	TD
45 Harris, Zach	140--1000	91	21
23 Hayes, Jaylen	50--295	30	3
91 Kendall, Nick	27--285	24	3
26 Grau, James	15--88	15	1
83 Allen, Evan	2--62	6	1

PASSING	Com-Att-Int	Pct.	Yds	TD
10 Houlston, Drew	212-304-2	69.7	3660	48
7 Hoge, Beau	36-56-2	64.3	735	11
21 Hergott, Austin	7-16-1	43.8	81	1

RECEIVING	Rec.--Yards	Yds/Gm	TD
16 Feggins, Jenson	48--1040	74.3	15
6 Veneman, Alex	31--817	68.1	10
45 Harris, Zach	29--466	42.4	9
80 Greene, Ryan	30--428	30.6	3
7 Hoge, Beau	21--354	27.2	3

SCORING	TDs	FGs	PATs	Pts
45 Harris, Zach	30	0	0	184
16 Feggins, Jenson	16	0	0	96
25 Dougherty, Jared	0	1	85	88
6 Veneman, Alex	10	0	0	60
23 Hayes, Jaylen	7	0	0	42

TITLE GAME HISTORY

Year	Class	W/L	Score
1959	2A	L	Henderson 12, Highlands 7
1960	2A	W	Highlands 21, Lafayette 13
1961	2A	W	Highlands 12, Richmond Madison 0
1963	2A	L	Caldwell Co. 14, Highlands 7
1964	2A	W	Highlands 36, Richmond Madison 0
1966	2A	L	Hopkinsville 27, Highlands 6
1968	2A	W	Highlands 32, Elizabethtown 7
1970	2A	W	Highlands 30, Madisonville 13
1975	3A	W	Highlands 21, Franklin-Simpson 0
1977	3A	W	Highlands 6, Shelby County 0
1981	3A	W	Highlands 40, Elizabethtown 24
1982	3A	W	Highlands 6, Franklin-Simpson 0
1989	3A	W	Highlands 7, Paducah Tilghman 3
1992	3A	W	Highlands 15, Paducah Tilghman 6
1995	3A	L	Bowling Green 28, Highlands 12
1996	3A	W	Highlands 21, Hopkinsville 14
1998	3A	W	Highlands 56, Waggener 7
1999	3A	W	Highlands 48, Owensboro 10
2000	3A	W	Highlands 48, Owensboro 27
2003	3A	L	Boyle County 44, Highlands 10
2004	3A	W	Highlands 22, Boyle County 6
2008	5A	W	Highlands 35, Christian Co. 15
2009	5A	W	Highlands 35, John Hardin 7
2010	5A	W	Highlands 50, Christian Co. 0
2011	4A	W	Highlands 42, Franklin Simpson 14
2012	4A	W	Highlands 47, Collins 0

COLLINS (12-2) vs. HIGHLANDS (13-1)



HIGHLANDS

Bluebirds (13-1)

Head Coach: Dale Mueller

Assistant Coaches: Kenneth Turner, Scott Turner, Brian Weinrich, Ron Welch, Ryan Swope, Jason Lynch, Wayne Hall, Dan Court, Ryan Leopold, Mark Dill, Dan Hamberg.

No.	Name	Ht.	Wt.	Pos.	Yr.	No.	Name	Ht.	Wt.	Pos.	Yr.
1	James Hinkle	5' 8	145	DB	JR	50	Tyler Robinson	6' 1	215	OL	SO
2	Jake Whitford	6' 3	160	WR	JR	53	Sean Lemmons	5' 11	190	OL	SR
3	Jackson Bardo	6' 0	180	DB	SR	54	Connor Bleser	6' 1	200	OL/TE	SR
4	Justin Weyer	5' 11	145	WR	JR	55	Bo Hebel	6' 2	300	DL	SO
5	Alex Shadle	5' 8	180	DB	SR	56	Avery McDaniel	6' 2	250	DL	SR
6	Alex Veneman	5' 10	160	WR	JR	57	Brandon Lichtenberg	6' 0	210	DE	SO
7	Justin Goshorn	5' 7	155	LB	SO	58	Jack Jager	6' 0	180	DE	SO
7	Beau Hoge	6' 1	185	QB/WR	JR	59	Nathan Raleigh	6' 1	225	OL	SO
8	Vincent Gallichio	5' 8	125	WR	JR	60	Matt Farney	6' 1	240	OL	SR
9	Braden Hicks	6' 4	200	DE	SR	61	Carson Haas	6' 3	200	OL	SO
10	Drew Houliston	6' 1	185	QB	SR	63	John Abner	6' 3	225	DL	JR
11	Andrew Abner	6' 0	170	DB	JR	65	Ian Schnelle	6' 0	230	DE	JR
11	Manuel Venegas	6' 0	200	OL	JR	66	Tanner Groneck	5' 11	145	OL	SO
12	Brandon Hergott	6' 1	185	WR	SR	67	Zach Beal	5' 9	165	OL	SO
13	Austin Beal	5' 9	140	WR/DB	SO	68	Johnny Kemplin	6' 0	315	OL	SR
14	Joey Kruse	5' 8	170	OLB	SR	69	Sam Little	5' 10	290	OL	SR
15	Brad Broering	5' 7	170	DB	SO	71	Matthew Gall	5' 8	215	DL	JR
16	Jenson Feggins	6' 2	200	WR	JR	72	Kyle Thurston	6' 3	280	OL	SR
17	Rocco Pangallo	5' 11	195	LB	JR	74	Evan Richardson	5' 11	200	OL	SO
18	Brady Murray	5' 9	175	OLB	JR	75	Kendall Kramer	6' 4	270	OL	SR
19	Nick TRUE	6' 6	245	TE/OL	SR	76	Kyler Dalton	5' 11	200	OL	JR
20	Griffin Urlage	6' 2	180	DB	JR	77	Tyler Schweitzer	6' 10	265	OL	SR
21	Austin Hergott	6' 3	200	QB	SO	78	Bryan Saunders	6' 2	255	OL	SR
22	Daniel Kremer	6' 0	200	LB	JR	79	Scottie Turner	6' 5	310	OL	SR
23	Jaylen Hayes	5' 9	166	RB	SR	80	Ryan Greene	5' 11	165	WR	SR
24	Joey Cochran	6' 0	200	LB	SR	81	Matthew Bowman	5' 9	150	WR	JR
25	Jared Dougherty	6' 0	200	RB/P/K	SO	82	Seth Hope	6' 3	225	DE	SR
26	James Grau	5' 7	150	RB	JR	83	Evan Allen	5' 10	160	WR/K	SR
27	Kyle Martin	5' 11	175	DB	JR	84	TJ Sipple	5' 7	135	WR	SO
28	Josh Watson	5' 11	165	RB	JR	85	Jack Telek	6' 5	200	TE/OL	JR
29	Jacob Noe	5' 9	185	OLB	JR	86	Chandler New	5' 9	150	WR	SO
30	Thomas Wroblecki	6' 0	180	OLB	SR	87	Brian Condon	5' 5	140	WR	SR
31	Hank Johnson	5' 10	150	DB	SO	88	Luke Brockett	6' 1	155	WR/K	SR
32	Grayson Heck	5' 7	150	DB	JR	89	Cashel Coughlan	5' 10	155	WR	JR
33	Patrick Schoepf	5' 8	190	LB/P	JR	89	Ben Ziegler	5' 11	180	LB	SO
34	Stephen Dauer	5' 10	175	OLB	SO	90	Bradley Clark	5' 11	113	WR	SO
35	Joseph Dressman	6' 0	175	LB	SO	91	Nick Kendall	5' 10	155	RB	SO
36	Michael Ayers	5' 11	190	LB	SR	92	Mitchell Cain	5' 11	165	WR	SO
37	Jake Parker	5' 10	175	DE	SR	93	Dalton Mallery	5' 8	165	WR/TE	SO
38	Conner Welsch	5' 8	155	OLB	SO	94	Austin Horner	5' 11	130	WR	SO
39	Nathan Merkle	5' 9	195	DL	SR	94	Thomas Wood	5' 7	130	DB	SO
41	Brandon Bradford	5' 11	200	LB	SO	95	Trent Casebolt	5' 11	155	WR	SO
42	Donnie Mills	6' 1	253	DL	JR	96	Cody Stamper	5' 10	140	DB	SO
44	Ben Ellison	5' 11	175	OLB	JR	97	Eric Miller	5' 7	135	WR	SO
45	Zach Harris	5' 10	200	RB	SR	98	Luke Lindeman	5' 10	170	OLB	SO
46	Austin Greene	6' 0	220	DL	SR	99	Ryan Conley	5' 11	155	WR	SO
46	Baily Schell	6' 0	180	TE/OL	JR						
47	Caleb Mulliken	5' 10	180	DL	SO						
48	Matt Walkenhorst	6' 2	190	TE	SR						
49	Jordan Johnson	5' 10	145	DB	SO						

2012 CLASS 4A CHAMPIONSHIP REVIEW



State Champion - Highlands Bluebirds

**Player of the Game
Presented by the
Kentucky National Guard**



**Donovan McCoy
Highlands**



2012 RUSSELL ATHLETIC/KHSAA COMMONWEALTH GRIDIRON BOWL HIGHLANDS (14-1) vs. COLLINS (11-4)

NOV. 30, 2012 at BOWLING GREEN, KY

Stadium: HOUCHENS-L.T. SMITH STADIUM Attendance: 8,312

Score by Quarters	1	2	3	4	Score
HIGHLANDS	13	20	7	7	47
COLLINS	0	0	0	0	0

Scoring Summary

1st	09:40	HIGH	Ryan Greene 14 yd pass from Donovan McCoy (Luke Brockett kick failed) [8-57; 2:20; COL 0, HIGH 6]
	02:53	HIGH	Luke Turner 21 yd pass from Donovan McCoy (Luke Brockett kick) [6-54; 2:16; COL 0, HIGH 13]
2nd	11:57	HIGH	Zach Harris 8 yd run (Luke Brockett kick) [3-56; 0:33; COL 0, HIGH 20]
	06:24	HIGH	Colin Seidl 30 yd run (Luke Brockett kick failed) [5-57; 1:27; COL 0, HIGH 26]
	02:03	HIGH	Zach Harris 3 yd run (Luke Brockett kick) [5-77; 1:40; COL 0, HIGH 33]
3rd	03:56	HIGH	Donovan McCoy 7 yd run (Luke Brockett kick) [10-49; 3:40; COL 0, HIGH 40]
4th	11:01	HIGH	Donovan McCoy 12 yd run (Luke Brockett kick) [8-42; 2:02; COL 0, HIGH 47]

Kickoff time: 7:00 PM End of Game: 9:25 PM Total elapsed time: 2:25

Officials: Referee: STEPHEN PITTMAN; Umpire: MARK STUMBO; Linesman: JOE WOODS; Line judge: STACY SMITH; Back judge: STEVEN BAKER

Temperature: 48 degrees Wind: CALM Weather: CLEAR AND COOL

COLLINS (12-2) vs. HIGHLANDS (13-1)

4A STATE CHAMPIONSHIP HISTORY

CLASS 4A						
Year	Champion	Coach	Score	Runner-Up	Coach	Site
2012	Highlands	Dale Mueller	47-0	Collins	Jerry Lucas	Houchens-L.T. Smith Stadium, Bowling Green
2011	Highlands	Dale Mueller	42-14	Franklin-Simpson	Tim Schlosser	Houchens-L.T. Smith Stadium, Bowling Green
2010	Boyle County	Larry French	21-14	Allen County-Scottsville	Brad Hood	Houchens-L.T. Smith Stadium, Bowling Green
2009	Boyle County	Larry French	42-39 2OT	Lone Oak	Jack Haskins	Houchens-L.T. Smith Stadium, Bowling Green
2008	Bell County	Dudley Hilton	15-13	Bullitt East	Doug Preston	Papa John's Cardinal Stadium, Louisville
2007	Lexington Catholic	Bill Letton	49-7	Lone Oak	Jack Haskins	Papa John's Cardinal Stadium, Louisville
2006	Trinity (Louisville)	Bob Beatty	41-7	Ryle	Bryson Warner	Papa John's Cardinal Stadium, Louisville
2005	Trinity (Louisville)	Bob Beatty	14-6	St. Xavier	Mike Glaser	Papa John's Cardinal Stadium, Louisville
2004	St. Xavier	Mike Glaser	49-9	Scott County	Jim McKee	Papa John's Cardinal Stadium, Louisville
2003	Trinity (Louisville)	Bob Beatty	17-14	St. Xavier	Mike Glaser	Papa John's Cardinal Stadium, Louisville
2002	Trinity (Louisville)	Bob Beatty	59-56	Male	Bob Redman	KFEC Cardinal Stadium, Louisville
2001	Trinity (Louisville)	Bob Beatty	45-19	Male	Bob Redman	KFEC Cardinal Stadium, Louisville
2000	Male	Bob Redman	34-14	Trinity (Louisville)	Bob Beatty	KFEC Cardinal Stadium, Louisville
1999	St. Xavier	Mike Glaser	34-21 OT	Bryan Station	John Nohta	KFEC Cardinal Stadium, Louisville
1998	Male	Bob Redman	31-7	Tates Creek	Joe Ruddell	KFEC Cardinal Stadium, Louisville
1997	St. Xavier	Mike Glaser	3-0	Trinity (Louisville)	Chuck Servino	KFEC Cardinal Stadium, Louisville
1996	Nelson County	Mark Brown	35-34 OT	Paul Dunbar	Mike Meighan	KFEC Cardinal Stadium, Louisville
1995	St. Xavier	Mike Glaser	26-0	Henry Clay	Sam Simpson	KFEC Cardinal Stadium, Louisville
1994	Trinity (Louisville)	Dennis Lampley	21-7	Boone County	Owen Hauck	KFEC Cardinal Stadium, Louisville
1993	Male	Bob Redman	29-7	Shelby County	Tom Becherer	KFEC Cardinal Stadium, Louisville
1992	St. Xavier	Mike Glaser	3-0	Boone County	Owen Hauck	KFEC Cardinal Stadium, Louisville
1991	George Rogers Clark	Don Danko	28-21	St. Xavier	Mike Glaser	KFEC Cardinal Stadium, Louisville
1990	Trinity (Louisville)	Dennis Lampley	27-14	Warren Central	Joe Hood	KFEC Cardinal Stadium, Louisville
1989	Trinity (Louisville)	Dennis Lampley	28-14	Warren Central	Joe Hood	KFEC Cardinal Stadium, Louisville
1988	Trinity (Louisville)	Dennis Lampley	28-0	DuPont Manual	Steve Haag	KFEC Cardinal Stadium, Louisville
1987	Shelby County	Tom Becherer	17-14	Boone County	Owen Hauck	KFEC Cardinal Stadium, Louisville
1986	St. Xavier	Mike Glaser	27-14	Boone County	Owen Hauck	KFEC Cardinal Stadium, Louisville
1985	Trinity (Louisville)	Dennis Lampley	28-7	Lafayette	Tom Fee	KFEC Cardinal Stadium, Louisville
1984	Christian County	Dan Goble	14-10	Ballard	Bob Redman	KFEC Cardinal Stadium, Louisville
1983	Trinity (Louisville)	Roger Gruneisen	26-7	Owensboro	Larry Moore	KFEC Cardinal Stadium, Louisville
1982	Christian County	Dan Goble	10-3	Southern	Danny Dohn	KFEC Cardinal Stadium, Louisville
1981	Henry Clay	Jake Bell	20-7	DeSales	Ron Madrick	KFEC Cardinal Stadium, Louisville
1980	Trinity (Louisville)	Roger Gruneisen	31-8	Paducah Tilghman	Dan Haley	KFEC Cardinal Stadium, Louisville
1979	Butler	Joe Hood	21-7	Henry Clay	Jake Bell	KFEC Cardinal Stadium, Louisville
1978	St. Xavier	Mike Stewart	42-21	Tates Creek	Roy Walton	KFEC Cardinal Stadium, Louisville
1977	Trinity (Louisville)	Dave Moore	28-7	Greenup County	Bill Trent	KFEC Cardinal Stadium, Louisville
1976	Trinity (Louisville)	Dave Moore	28-24	Henderson County	Mojo Hollowell	Commonwealth Stadium, Lexington
1975	St. Xavier	Bill Glaser	20-0	Paul Blazer	Herb Conley	KFEC Cardinal Stadium, Louisville

#Cardinal Stadium refers to the Kentucky Fair and Exposition Center

BOWLING GREEN (13-0) vs. PULASKI COUNTY (14-0)



QUICK FACTS

NAME:

Bowling Green High School

CITY:

Bowling Green

COUNTY:

Warren

ENROLLMENT:

1,149

NICKNAME:

Purples

COLORS:

Purple & Gold

SUPERINTENDENT:

Joe Tinius

PRINCIPAL:

Gary Fields

ATHLETIC DIRECTOR:

D.G. Sherrill

HEAD COACH:

Kevin Wallace

LAST YEAR'S PLAYOFFS:

5A Champion

Bowling Green 34, Cooper 20

STATE TITLES (LAST):

3 (2012)

RECORD IN STATE FINALS:

3-4



2013 BOWLING GREEN PURPLES (pictured left to right) — FRONT ROW: B. Tisdale, H. Rogers, D. Hayes, D. Stevens, L. Paris, N. Fant, B. Pillow, A. Jones, W. Jenkins, P. Riggs, N. Tisdale, J. Kelley, P. Simms, J. Mills. SECOND ROW: C. Hendrick, M. Bell, xxxx, S. Hutchins, C. Dallas, Q. Cooke, C. McCutchen, J. Wilson, L. Quick, T. Jopes, D. Dewalt, M. Proctor, T. Neveras. THIRD ROW: B. Wiersen, S. Sales, C. Wallace, T. Rush, O. Rush, J. Hadden, T. Fratus, B. Nhep, C. Wilkins, J. McIntyre, K. Dunn, T. Sweatt, J. Ruanto. FOURTH ROW: G. Cline, B. Holt, H. Napier, M. Offutt, N. Hafley, L. Thurman, C. Gott, S. Hafley, T. Boyd, H. Kinchloe, D. Scott, xxxx, K. Winters. FIFTH ROW: J. Yates, J. Meredith, T. Boards, Z. Turner, R. Lofton, A. Spader, D. Richardson, M. Bowen, D. Drobocky, J. Sansom, A. Brown, xxxx. SIXTH ROW: K. Napier, M. Steen, C. Payne, E. Jones, D. White, C. Boyd, xxxx, C. Roper, J. Bush, J. Gentry, xxxx, B. Deglow, D. Cofer. SEVENTH ROW: A. Echols, R. Steen, xxx, C. Wiersen, G. Strickler, D. Wilson, J. White, L. Brown, xxxx, J. Carothers, T. Stahl, xxxx, C. Tooley, W. Pride. EIGHTH ROW: A. Smith, E. Spader, xxxx, K. Riehn, E. Jones, A. Cain, R. Darden, M. Federspiel, B. Settle, M. Spader, C. Glass. BACK ROW: B. Bruni, T. Siddens, C. Cotton, J. Hayes, D. Franklin, R. Shive, S. Dotson, K. Wallace.

2013 SCHEDULE (13-0)

Date	Opponent	Result
Aug 24	vs. Lexington Catholic	W, 48-21
Sep 6	at St. Xavier	W, 39-25
Sep 13	Owensboro	W, 41-7
Sep 20	at McCallie School, TN	W, 40-36
Sep 27	Barren County	W, 58-0
Oct 3	at Logan County	W, 91-10
Oct 18	Warren Central	W, 48-14
Oct 25	at Greenwood	W, 42-0
Nov 1	Blackman, TN	W, 26-25
Nov 8	Apollo	W, 49-7
Nov 15	Christian County	W, 48-7
Nov 22	at Graves County	W, 49-10
Nov 29	John Hardin	W, 33-28

TEAM STATS

13 - 0	Record (wins - losses)
612	Points Scored this Season
190	Points Allowed this Season
1992	Rushing Yards
1467	Rushing Yards Allowed
3397	Passing Yards
1123	Passing Yards Allowed

INDIVIDUAL LEADERS

RUSHING	Atts.--Yards	Yds/Gm	TD
1 Tisdale, Blue	162--963	80	22
3 Pillow, Blake	56--449	35	11
9 Hayes, Devin	45--181	14	1
23 Carothers, Jamale	18-112	12	1
44 Holt, Ben	21--104	9	1

PASSING	Com-Att-Int	Pct.	Yds	TD
9 Hayes, Devin	188-264-6	71.2	3101	41
6 Gott, Campbell	21-31-2	67.8	265	2

RECEIVING	Rec.--Yards	Yds/Gm	TD
12 Fant, Nacarius	78--1599	123	23
3 Pillow, Blake	36--588	45.2	6
41 Simms, Patrick	26--269	20.7	4
1 Tisdale, Blue	27--406	33.8	5
17 Wiersen, Bradley	16--197	15.2	2

SCORING	TDs	FGs	PATs	Pts
1 Tisdale, Blue	26	0	0	156
12 Fant, Nacarius	24	0	0	146
3 Pillow, Blake	17	0	0	102
92 Hanks, Hunter	0	0	55	55
41 Simms, Patrick	4	0	0	26

TITLE GAME HISTORY

Year	Class	W/L	Score
1994	3A	L	Cov. Catholic 24, BG 21
1995	3A	W	BG 28, Highlands 12
2005	3A	L	Lexington Catholic 49, BG 21
2006	3A	L	Covington Catholic 27, BG 8
2007	5A	L	Highlands 28, BG 7
2011	5A	W	BG 55, Anderson County 3
2012	5A	W	BG 34, Cooper 20

BOWLING GREEN (13-0) vs. PULASKI COUNTY (14-0)



BOWLING GREEN

Purples (13-0)

Head Coach: Kevin Wallace

Assistant Coaches: Blake Settle, Rickey Shive, Tyler Siddens, Mark Spader, William Lindsey, Chuck Glass, Curtis Cotton, Stephan Dotson, Joseph Federspiel, Demont Franklin, Ben Bruni.

No.	Name	Ht.	Wt.	Pos.	Yr.	No.	Name	Ht.	Wt.	Pos.	Yr.
1	Blue Tisdale	6' 1	202	RB	SR	46	Clay Hendrick	6' 1	182	OLB	SR
2	Cheivy McCutchen	6' 1	195	OLB	SR	49	Deangelo Wilson	5' 7	132	WR	FR
3	Blake Pillow	5' 8	160	RB	SR	51	Jordan Meredith	6' 2	268	G	SO
5	Carder Dallas	6' 2	165	WR	SR	52	Ahmerian Brown	5' 10	170	LB	SO
6	Campbell Gott	6' 0	161	QB	JR	53	Darrian Scott	5' 11	235	DE	JR
7	Trey Boards	5' 10	149	RB	SO	54	Harding Kincheloe	6' 2	214	DE	JR
8	Hunter Rogers	5' 10	187	S	SR	55	Jack Wilson	5' 11	195	OL	SR
9	Devin Hayes	6' 2	177	QB	SR	57	Zach Turner	5' 10	210	T	SO
10	Quentin Cooke	5' 10	185	LB	SR	58	Mason Bowen	6' 5	266	T	JR
11	Jovie Ruanto	6' 0	185	WR	SR	59	Napoleon Tisdale	5' 9	185	DE	SR
12	Nacarius Fant	5' 10	175	WR/S	SR	60	Jake Bush	6' 0	195	LB	SO
13	Josh Kelley	5' 10	178	DB	SR	61	Owen Rush	5' 11	287	C	JR
14	Danzell White	5' 9	168	RB	SO	62	Haris Napier	6' 1	187	G	JR
15	Sam Hafley	5' 9	150	OLB	JR	63	Parker Riggs	6' 1	255	OL	SR
16	Clark Payne	6' 0	152	QB	FR	64	Josh Sansom	5' 11	215	G	SO
17	Bradley Wierson	5' 7	160	WR	JR	65	Tyler Rush	5' 10	214	G	JR
18	Robbie Lofton	6' 2	162	WR/S	SO	67	Will Jenkins	6' 2	298	OL	SR
19	Austin Jones	6' 2	200	OLB	SR	69	John James	5' 10	220	DT	SO
20	Tyrecus Sweatt	5' 10	212	DT	JR	70	Jake Mills	6' 4	245	OL	SR
21	Danny DeWalt	5' 9	172	RB/CB	SR	74	Deven Richardson	6' 3	340	N	JR
23	Jamale Carothers	5' 9	161	RB	FR	75	Bobby Nhep	5' 9	215	DT	JR
24	Davaija Stevens	5' 7	144	DE	SR	79	Max Bell	6' 1	255	OL	SR
25	Cody Boyd	5' 6	148	CB	SO	82	Garrett Strickler	6' 2	173	TE	FR
26	Casey Wilkins	5' 11	168	CB	JR	83	Seth Sales	5' 11	151	WR	JR
27	Tyler Jopes	5' 9	170	LB	SR	84	Cameron Wallace	6' 6	198	TE	JR
28	Lincoln Quick	6' 2	224	LB	SR	85	Jacob Hadden	5' 6	118	WR	JR
29	Luke Thurman	5' 10	148	WR	JR	86	Dane Drobocky	6' 3	180	TE/OLB	SO
30	Justin Gentry	5' 11	149	WR	SO	88	Tanner Neveras	5' 10	134	DB	SR
32	Griffin Cline	5' 10	145	S	SO	90	McKenzie Proctor	6' 1	219	DE	SR
34	Tyricus Boyd	5' 8	151	CB	SO	91	Kijana Winters	5' 10	237	DT	JR
35	Rashad Darden	6' 0	175	LB	FR	92	Hunter Hanks	5' 8	136	K/P	JR
36	Jacob Yates	5' 8	168	RB	SO	93	Dauda Kamara	5' 10	182	DE	JR
37	Malcolm Offutt	5' 10	145	CB	JR	94	Romeo Reynolds	5' 8	171	OLB	SO
38	Shawntez Hutchins	6' 0	185	LB	SR	96	Nathanial Hafley	5' 10	166	OLB	JR
39	Conner Roper	5' 10	175	LB	SO		Tavion Barnett	5' 11	293		JR
40	Kameron Dunn	5' 7	147	S	JR		Lee Ramsey	5' 7	130		FR
41	Patrick Simms	6' 0	200	TE	SR						
42	Logan Paris	5' 11	154	DB	SR						
43	Joseph McIntyre	5' 10	176	RB/LB	JR						
44	Ben Holt	5' 10	208	FB/OLB	JR						
45	Andrew Spader	5' 9	165	OLB	SO						



QUICK FACTS

NAME:

Pulaski County High School

CITY:

Somerset

COUNTY:

Pulaski

ENROLLMENT:

1,106

NICKNAME:

Maroons

COLORS:

Maroon & White

SUPERINTENDENT:

Steve Butcher

PRINCIPAL:

Mike Murphy

ATHLETIC DIRECTOR:

Brian Miller

HEAD COACH:

John Hines

LAST YEAR'S PLAYOFFS:

Lost in 3rd Round


Harlan Co. 46, Pulaski Co. 12

STATE TITLES (LAST):

0

RECORD IN STATE FINALS:

n/a



2013 PULASKI COUNTY MAROONS — #1 Drew Whitaker #2 Jake Johnson #5 Austin Cornett #6 Ricky Maxey #7 Riley Hall #11 Aaron Smith #12 Dylan Hopkins #14 Travis Bechard #15 George Gregory #16 Christian Coots #18 Jackson Mobley #20 Christian Holman #21 Jake Hudson #22 Caleb Cox #23 Jesse Whitaker #24 Derek Burgett #27 Jaxon Morgan #28 Jacob Denney #33 Jaylon Conwell #34 John Davis #41 Allen Cline #43 Tyler Kirby #44 Mason Helton #45 Will Mobley #46 Jesse Hudson #50 Patrick Stephens #51 Daniel Mink #52 Jake Roberts #53 Hunter Merrick #55 Tristan Tilley #56 Aaron Dobbs #57 Cullen Cox #59 Jarod Denney #60 Cody Daniel #65 Tyler Baugh #68 Wade Rutherford #72 Dylan Perkins #75 Brett Young #79 Chase Willoughby #80 Nate Roskind #82 Jacob New #85 Chris Saltee **COACHING STAFF:** John Hines (Head Coach) Steven Godby (Assistant Head Coach/Head LOS Coach/DE/OT's) Josh Roberts (Defensive Coordinator/OLB/WR) Joey Warren (Special Teams/Head JV Coach/CB/TE) Keith Rose (Assistant Coach/NTs/C & G) Mike Morgan (Assistant Coach/Safeties/TE) Stanley Andrews (Assistant Coach/D Line/O Line) Chris Napier (Defensive Coordinator JV & Freshman O & D Line) Jason Roberts (Head JV/Freshman Coach) David Seward (Assistant JV Coach) Gordy Prather (Team Chaplain) **MEDICAL STAFF:** Dr. Jesse Pace, MD; Dr. John Mobley, MD; Dr. Patrick Jenkins, MD; Jeff Roberts, EMT; **STUDENT MANAGERS:** Amber Follio, Kenadi Buckler.

2013 SCHEDULE (14-0)

Date	Opponent	Result
Aug 23	at Somerset	W, 41-13
Aug 30	at Montgomery County	W, 38-7
Sep 6	vs. North Hardin	W, 57-35
Sep 13	Russell County	W, 49-21
Sep 20	at Rockcastle County	W, 54-14
Sep 27	Lincoln County	W, 61-35
Oct 4	North Laurel	W, 42-26
Oct 11	at Madison Southern	W, 21-18
Oct 18	at South Laurel	W, 39-0
Oct 25	Southwestern	W, 40-24
Nov 8	Whitley County	W, 47-22
Nov 15	Perry County Central	W, 43-0
Nov 22	Madison Southern	W, 32-28
Nov 29	at Anderson County	W, 20-17

TEAM STATS

14 - 0	Record (wins - losses)
584	Points Scored this Season
260	Points Allowed this Season
3278	Rushing Yards
2087	Rushing Yards Allowed
2803	Passing Yards
1722	Passing Yards Allowed

INDIVIDUAL LEADERS

RUSHING	Atts.--Yards	Yds/Gm	TD
22 Cox, Caleb	150--961	69	5
7 Hall, Riley	98--886	63	5
11 Smith, Aaron	103--868	62	21
4 Whiles, Zach	44--239	22	3
23 Whitaker, Jesse	27--228	16	4

PASSING	Com-Att-Int	Pct.	Yds	TD
7 Hall, Riley	204-319-5	63.9	2760	34

RECEIVING	Rec.--Yards	Yds/Gm	TD
2 Johnson, Jake	81--953	68.1	11
15 Gregory, George	47--895	63.9	10
11 Smith, Aaron	27--461	32.9	7
22 Cox, Caleb	18--142	10.1	1
16 Coots, Christian	6--102	7.3	1

SCORING	TDs	FGs	PATs	Pts
11 Smith, Aaron	31	0	0	188
15 Gregory, George	13	0	0	92
2 Johnson, Jake	12	0	0	72
24 Burgett, Derek	0	4	52	70
7 Hall, Riley	5	0	0	30
23 Whitaker, Jesse	5	0	0	30

TITLE GAME HISTORY

Year	Class	W/L	Score
n/a			

BOWLING GREEN (13-0) vs. PULASKI COUNTY (14-0)



PULASKI COUNTY

Maroons (14-0)

Head Coach: John Hines

Assistant Coaches: Keith Rose, Joey Warren, Josh Roberts, Chris Napier, Stephen Godby, Michael Morgan, Stanley Andrews


No.	Name	Ht.	Wt.	Pos.	Yr.	No.	Name	Ht.	Wt.	Pos.	Yr.
1	Drew Whitaker	6' 1	172	WR/FS	FR	46	Jesse Hudson	5' 11	211	G/DE	FR
2	Jake Johnson	6' 1	172	WR/FS	FR	50	Patrick Stephens	5' 10	221	G/NT	JR
4	Zach Whiles	5' 8	168	RB/SS/CB	JR	51	Daniel Mink	6' 0	181	G/OLB	FR
5	Austin Cornett	6' 0	202	TE/LB	SR	52	Jake Roberts	5' 8	244	G/NT	SO
6	Rickey Maxey	5' 10	168	RB/ILB	FR	53	Hunter Merrick	5' 11	211	G/NT	JR
7	Riley Hall	5' 10	161	QB/FS	SO	55	Tristan Tilley	6' 2	262	T/NT	JR
11	Aaron Smith	6' 2	202	QB/RB/TE/OLB	SR	57	Cullen Cox	5' 9	224	C/DE	FR
12	Dylan Hopkins	5' 9	142	RB/WR/CB	FR	59	Jarod Denney	5' 11	181	C/G/ILB	SO
14	Travis Bechard	6' 0	163	WR/CB	SO	60	Cody Daniel	6' 1	181	C/G/DE	FR
15	George Gregory	5' 10	172	WR/CB	SO	65	Tyler Baugh	6' 3	255	T/DE	FR
16	Christian Coots	5' 11	160	TE/CB	SR	66	Aaron Dobbs	5' 10	215	G/DE	FR
18	Jackson Mobley	5' 8	163	QB/ILB	FR	68	Wade Rutherford	6' 2	200	T/DE	JR
20	Christian Holman	5' 8	162	RB/FS	SO	72	Dylan Perkins	5' 10	266	T/NT	SO
21	Jake Hudson	6' 1	178	WR/CB	SR	75	Brett Young	6' 1	266	T/DE	SO
22	Caleb Cox	6' 0	188	RB/FS	JR	77	Nate Roskind	6' 3	262	T/DE	SR
23	Jesse Whitaker	5' 10	200	RB/OLB	SO	79	Chase Willoughby	5' 10	257	C/NT	SR
24	Derek Burgett	5' 9	152	K	SO	82	Jacob New	5' 9	144	WR/SS	FR
27	Jaxon Morgan	5' 10	148	TE/OLB	FR	85	Chris Sallee	5' 7	158	RB/OLB	SR
28	Jacob Denney	5' 11	185	RB/SS	SR						
32	Austin Baker	5' 7	118	WR/CB	JR						
33	Jaylon Conwell	5' 10	152	RB/CB	FR						
34	John Davis	5' 8	150	WR/FS	JR						
40	Tyler Kirby	5' 10	176	TE/OLB	JR						
41	Allen Cline	5' 6	138	RB/CB	SO						
44	Mason Helton	6' 2	221	TE/ILB	SO						
45	William Mobley	6' 0	221	G/DE	SR						

2012 CLASS 5A CHAMPIONSHIP REVIEW




State Champion - Bowling Green Purples

**Player of the Game
Presented by the
Kentucky National Guard**



**Blue Tisdale
Bowling Green**



2012 RUSSELL ATHLETIC/KHSAA COMMONWEALTH GRIDIRON BOWL COOPER (13-2) vs. BOWLING GREEN (15-0)

DEC. 1, 2012 at BOWLING GREEN, KY

Stadium: HOUCHESS-L.T. SMITH STADIUM Attendance: 9,104

Score by Quarters	1	2	3	4	Score
COOPER	6	7	7	0	20
BOWLING GREEN.....	12	7	8	7	34

Scoring Summary

1st	10:43	BG	BLUE TISDALE 5 yd run (HUNTER HANKS kick failed) [3-26; 0:57; BG 6, COOP 0]
	03:53	COOP	TYLER MORRIS 1 yd run (LOGAN TURNER kick failed) [8-46; 4:07; BG 6, COOP 6]
	01:46	BG	SPENCER RENFRO 36 yd pass from DEVIN HAYES (HUNTER HANKS kick failed) [5-60; 2:07; BG 12, COOP 6]
2nd	04:42	BG	NACARIUS FANT 45 yd pass from DEVIN HAYES (MICH. SWIERKOSZ kick) [5-66; 2:17; BG 19, COOP 6]
	01:09	COOP	AARON MORGAN 12 yd pass from TYLER MORRIS (LOGAN TURNER kick) [6-60; 1:12; BG 19, COOP 13]
3rd	10:08	BG	BLUE TISDALE 4 yd run (DEVIN HAYES rush) [4-72; 1:46; BG 27, COOP 13]
	02:13	COOP	TYLER MORRIS 13 yd run (LOGAN TURNER kick) [9-80; 4:53; BG 27, COOP 20]
4th	08:20	BG	BLUE TISDALE 2 yd run (MICH. SWIERKOSZ kick) [11-59; 5:48; BG 34, COOP 20]

Kickoff time: 3:00 PM End of Game: 5:38 PM Total elapsed time: 2:38

Officials: Referee: MARION CRUTCHER; Umpire: TOM MEFFORD; Linesman: BILL HUMPHREY; Line judge: BILL LOPEZ; Back judge: JOE LEHRING

Temperature: 68 degrees Wind: SSW 11 MPH Weather: CLEAR AND SUNNY

BOWLING GREEN (13-0) vs. PULASKI COUNTY (14-0)

5A STATE CHAMPIONSHIP HISTORY

CLASS 5A						
Year	Champion	Coach	Score	Runner-Up	Coach	Site
2012	Bowling Green	Kevin Wallace	34-20	Cooper	Randy Borchers	Houchens-L.T. Smith Stadium, Bowling Green
2011	Bowling Green	Kevin Wallace	55-3	Anderson County	Mark Peach	Houchens-L.T. Smith Stadium, Bowling Green
2010	Highlands	Dale Mueller	50-0	Christian County	Steve Lovelace	Houchens-L.T. Smith Stadium, Bowling Green
2009	Highlands	Dale Mueller	35-7	John Hardin	Mark Brown	Houchens-L.T. Smith Stadium, Bowling Green
2008	Highlands	Dale Mueller	35-15	Christian County	Steve Lovelace	Papa John's Cardinal Stadium, Louisville
2007	Highlands	Dale Mueller	28-7	Bowling Green	Kevin Wallace	Papa John's Cardinal Stadium, Louisville



QUICK FACTS

NAME:

Meade County High School

CITY:

Brandenburg

COUNTY:

Meade

ENROLLMENT:

1,612

NICKNAME:

Green Wave

COLORS:

Green & White

SUPERINTENDENT:

John Millay

PRINCIPAL:

Bill Adams

ATHLETIC DIRECTOR:

Todd Clanton

HEAD COACH:

Larry Mofield

LAST YEAR'S PLAYOFFS:

Lost in 2nd Round

Butler 24, Meade Co. 21

STATE TITLES (LAST):

0

RECORD IN STATE FINALS:

0-1



2013 MEADE COUNTY GREEN WAVE (pictured left to right) — Managers- Kix Kirk, Braden Mofield, Cade Scott. FIRST ROW: Zeb Wilson, John Miller, Walter Miller, John Michael Millay, Walker Chitwood, John Wilson, Will Carnegie, Kyle Simmons, Will King, Jordan Childers, Logan Reynolds. SECOND ROW: Coach Scott, Trent Mofield, Justin Clarkson, Briar Quiggins, Trevin Montgomery, Mack Wilson, Nick O'Brien, Nate Wilson, Brandon Bergman, Jay Maloney, Brady Schuh, Austin Wooten, Dylan Mielke, Kevin Millay, Micah Kaiser, Michael Mattingly, Dylan Tucker, Coach Ray. THIRD ROW: Coach Kirk, Coach Mattingly, Dylan Gregory, Jacob Short, Kaiden Richmond, Dontae Roberts, Chase Maddox, Joe Psyck, Will Morales, Ryan Dowell, Antwan Ferguson, Eli Mefford, Tommy Maddox, Michael Robey, Luke Wilson, Waylon Banks, Coach Humphrey, Jeremy Steakley Trnr, Coach Mofield. FOURTH ROW: Coach Wilson, Coach Ray, Tyler Addesa, Zach Matson, Corey Stegner, Zach Burkey, Jobey Embrey, Travis Jenkins, Zach Cordell, Tristan Morris, Cole Tighe, Michael Messer, Coach Frank. FIFTH ROW: Coach Dawson, Ethan Pelletier, Matt Millay, Aaron Whelan, Sawyer Winskie, Devonte Duncan, Benjie Matthews, Tyler Jackson, Jesse Moore, Tyler Compton, Charles Smallwood.

2013 SCHEDULE (12-2)

Date	Opponent	Result
Aug 23	at Breckinridge County	W, 64-0
Sep 1	vs. Western	W, 35-0
Sep 6	at John Hardin	L, 7-17
Sep 20	at Jeffersontown	W, 20-0
Sep 27	Warren East	W, 28-13
Oct 4	Male	L, 12-41
Oct 11	at Muhlenberg County	W, 54-0
Oct 18	Central Hardin	W, 34-11
Oct 25	North Hardin	W, 48-0
Nov 1	North Bullitt	W, 52-8
Nov 8	Marshall County	W, 47-13
Nov 15	Henderson County	W, 28-0
Nov 22	Central Hardin	W, 43-7
Nov 29	Butler	W, 34-28

TEAM STATS

12 - 2	Record (wins - losses)
506	Points Scored this Season
138	Points Allowed this Season
3751	Rushing Yards
1102	Rushing Yards Allowed
807	Passing Yards
1356	Passing Yards Allowed

INDIVIDUAL LEADERS

RUSHING	Atts.--Yards	Yds/Gm	TD
Jonah Shacklett	143--973	n/a	11
Nick O'Brien	66--789	n/a	9
John Wilson	102--586	n/a	11
Micah Kaiser	63--527	n/a	5
Devonte Duncan	48--429	n/a	6

PASSING	Com-Att-Int	Pct.	Yds	TD
John Wilson	27-59-2	45.8	470	4
Zeb Wilson	11-28-0	39.3	178	1
John Michael Millay	4-5-0	80.0	52	1

RECEIVING	Rec.--Yards	Yds/Gm	TD
Nick O'Brien	9--198	14.1	n/a
Joby Embrey	7--140	10.0	n/a
Zeb Wilson	3--117	8.4	n/a
John Michael Millay	6--83	5.9	n/a
John Miller	8--75	5.3	n/a

SCORING	TDs	FGs	PATs	Pts
Nick O'Brien	15	0	0	94
Jonah Shacklett	11	0	0	78
John Wilson	12	0	0	74
Zeb Wilson	8	0	0	50
Devonte Duncan	7	0	0	50

TITLE GAME HISTORY

Year	Class	W/L	Score
1991	3A	L	Bell Co. 35, Meade County 13

MEADE COUNTY (12-2) vs. SCOTT COUNTY (14-0)



MEADE COUNTY *Green Wave (12-2)*

Head Coach: Larry Mofield

Assistant Coaches: Jason Scott, Josh Trotter, Glen Wilson, Tim Mattingly, Chad Kirk, Garrett Frank, Jeremy Humphrey, Cory Dawson.

No.	Name	Ht.	Wt.	Pos.	Yr.	No.	Name	Ht.	Wt.	Pos.	Yr.
2	Zeb Wilson	6' 0	190	QB/DB	SR	56	Matt Millay	6' 0	243	OL/DL	SR
3	Jonah Shacklette	5' 9	185	RB/DB	SR	58	Michael Messer	6' 1	210	OL/LB	JR
4	John Miller	5' 11	153	WR/DB	JR	59	Benjamin Matthews	5' 11	194	OL/LB	JR
5	Walter Miller	5' 8	172	WR/DB	SR	60	Austin Wooten	5' 7	128	OL/DL	SO
6	John Millay	6' 0	160	QB/DB	SO	61	Aaron Whelan	5' 10	128	OL/DL	SO
7	Walker Chitwood	5' 9	140	WR/DB	JR	62	Cole Tighe	5' 10	128	OL/DL	SO
8	John Wilson	5' 8	145	QB/DB	JR	63	Dylan Gregory	5' 8	166	OL/DL	SR
9	William Carnegie	5' 9	136	WR/DB	JR	64	Zach Cordell	6' 5	186	OL/DL	JR
10	Kyle Simmons	6' 0	147	WR/DB	SR	66	Ethan Pelletier	5' 11	202	OL/DL	JR
11	Will King	6' 0	168	WR/DB	JR	68	Richard Rice	6' 0	128	OL/DL	SO
12	Jordan Childers	5' 9	160	RB/LB	SO	70	Charles Smallwood	5' 10	225	OL/DL	JR
13	Logan Reynolds	5' 9	160	RB/DB	SO	72	Travis Jenkins	6' 4	230	OL/DE	SR
14	Corey Stegner	6' 0	178	TE/LB	JR	75	Zach Burkey	6' 0	176	OL/DL	SO
15	Mack Wilson	5' 9	178	WR/DB	SO	77	Sawyer Winskye	5' 10	263	OL/DL	JR
16	Nick Obrien	6' 0	175	RB/DB	SR	80	Joby Embrey	6' 5	215	WR/LB	SR
17	Luke Wilson	5' 11	190	FB/LB	SR	81	Brandon Bergman	5' 5	160	WR/DB	SO
18	Levi Benham	6' 0	183	WR/DB	JR	82	Briar Quiggins	5' 9	149	WR/DB	JR
19	Jay Maloney	5' 10	160	WR/DB	SO	83	Tyler Jackson	5' 7	160	WR/DB	SO
20	Will Morales	5' 10	160	RB/LB	SO	85	Tyler Addesa	6' 1	188	TE/LB	JR
21	Ryan Dowell	5' 9	164	WR/DB	JR	88	Jesse Moore	5' 10	166	OL/DL	JR
22	Dylan Mielke	5' 7	160	WR/DB	SO	89	Tristin Morris	6' 0	183	TE/LB	JR
24	Kevin Millay	5' 6	115	WR/DB	SO		Ethan Miller	5' 8	----	----	FR
25	Micah Kaiser	6' 2	190	RB/LB	JR		Michael Parkman	5' 11	176	OL/DL	SR
26	Michael Mattingly	5' 9	122	RB/DB	SO		Blake Price	5' 10	----	----	FR
27	Dylan Tucker	5' 8	178	FB/LB	JR		Jeremiah Shacklette	5' 10	----	----	FR
28	Jacob Short	5' 11	178	TE/LB	SO		Austin Simmons	5' 10	----	----	FR
30	Kaidon Richmond	5' 7	168	RB/DB	JR						
31	Donte Roberts	5' 7	151	RB/DB	SR						
33	Chase Maddox	5' 9	178	RB/LB	SO						
37	Joe Psyck	6' 1	167	K	SR						
38	Brady Schuh	5' 7	188	OL/DL	JR						
39	Devonte Duncan	5' 9	241	RB/DL	SR						
42	Antwan Ferguson	6' 0	240	FB/DL	SR						
45	Eli Mefford	5' 7	134	WR/DB	SO						
49	Tommy Maddox	6' 0	169	RB/LB	SO						
50	Michael Robey	5' 10	240	OL/DL	JR						
51	Nate Wilson	5' 10	160	OL/DL	SO						
52	Waylon Banks	5' 10	227	OL/LB	JR						
53	Tyler Compton	6' 0	250	OL/DL	JR						
54	Zach Matson	6' 0	256	OL/DL	SR						
55	Trevin Montgomery	5' 10	225	OL/DL	JR						



QUICK FACTS

NAME:

Scott County High School

CITY:

Georgetown

COUNTY:

Scott

ENROLLMENT:

2,374

NICKNAME:

Cardinals

COLORS:

Red, Blue & White

SUPERINTENDENT:

Patricia Putty

PRINCIPAL:

Frank Howatt

ATHLETIC DIRECTOR:

Joe Covington

HEAD COACH:

Jim McKee

LAST YEAR'S PLAYOFFS:

Lost in Semifinals

Trinity (Lou.) 21, Scott Co. 14

STATE TITLES (LAST):

1 (1975)

RECORD IN STATE FINALS:

1-2



2013 SCOTT COUNTY CARDINALS (pictured left to right) — BACK ROW: Ethan Vandermarliere, ---, Travis Wright, Grayson Miller, Chase Daff, Chase Daff, Chase Stambaugh, Parker Redmon, ---, Alex Miller, Chandler Craker, Daniel Berry, Palmer Ward. EIGHTH ROW: Tyler Braxton, Branson Scott, Ryan Wiggins, Austin Crank, Clark Griffith, Brandon Pennington, GERAL Jackson, Jacob Van Meter, Mike Hunt, Jacob Ballard, Duncan Lewis. SEVENTH ROW: Andre Knox, Tyler Carpenter, Ryan Neal, Keeshon Brent, Cody Bowman, Triston Mosley, Scott Daniel, Austin Fletcher, Miles Saker, Gene Barber, Keith Guy, Jameer Womack. SIXTH ROW: Trey Binder, Adam Evans, ---, DJ Green, Ethan Sartin, Jake Sabol, Tanner Blankenship, Thomas Daniel, Derek McKinney, Clay McKee, Theo Price, Noah Hughes. FIFTH ROW: Ryan Loar, Jeremiah Happy, Kendall Crawford, Devontee Kenney, Brad Caldwell, Dylan Smith, Abijah Cox, Dalton Christian, Matt Rapson, Nick Jarrell, Daniel Perkins, Josh Smith. FOURTH ROW: Al Bowen, Alex Caldwell, Justin Thomas, Chris Hatfield, Terry Mastin, Monty McIntyre, Jim McKee, Chris Travis, Scott Willard, Dan Volpe, Hank Bowen, William Barber. THIRD ROW: ---, Chase Mullins, Cheerleaders, Naj Hawkins, Jordan McKeenan. SECOND ROW: Devin Hillard, DeMarcus Nemetz, Jordan Darnell, Eric Abney, ---, Zack Barber, Dre Quan Jackson, Walter Buffalo, Dominique Barber, Kevin Clausen. FIRST ROW: Cheerleaders.

2013 SCHEDULE (14-0)

Date	Opponent	Result
Aug 23	vs. Lafayette	W, 56-22
Aug 30	Ryle	W, 56-14
Sep 6	Pleasure Ridge Park	W, 63-21
Sep 13	Madison Central	W, 63-20
Sep 20	North Hardin	W, 42-13
Sep 27	at George Rogers Clark	W, 51-13
Oct 11	at Henry Clay	W, 70-34
Oct 18	Bryan Station	W, 70-30
Oct 25	at Paul Laurence Dunbar	W, 51-8
Nov 1	Seneca	W, 56-20
Nov 8	George Rogers Clark	W, 63-34
Nov 15	Bryan Station	W, 55-7
Nov 22	Henry Clay	W, 37-34
Nov 29	at Male	W, 24-10

TEAM STATS

14 - 0	Record (wins - losses)
757	Points Scored this Season
280	Points Allowed this Season
4934	Rushing Yards
1773	Rushing Yards Allowed
1286	Passing Yards
2693	Passing Yards Allowed

INDIVIDUAL LEADERS

RUSHING	Atts.--Yards	Yds/Gm	TD
40 Guy, Keith	88--1197	86	12
15 Price, Theo	129--1153	82	21
37 Clausen, Kevin	161--940	104	13
34 Hughes, Noah	86--546	50	7
22 Smith, Dylan	25--302	23	4

PASSING	Com-Att-Int	Pct.	Yds	TD
7 McKee, Clay	54-93-3	58.1	1120	24
11 Miller, Alex	2-8-0	25.0	58	0

RECEIVING	Rec.--Yards	Yds/Gm	TD
12 Daniel, Scott	28--431	39.2	11
23 Griffith, Clark	9--254	28.2	5
40 Guy, Keith	7--203	14.5	5
81 Daniel, Thomas	2--77	5.5	1
16 Miller, Grayson	4--63	4.8	2

SCORING	TDs	FGs	PATs	Pts
15 Price, Theo	22	0	0	132
40 Guy, Keith	21	0	0	126
31 Ward, Palmer	0	4	99	111
12 Daniel, Scott	18	0	0	108
37 Clausen, Kevin	16	0	0	96

TITLE GAME HISTORY

Year	Class	W/L	Score
1975	2A	W	Scott Co. 22, Middlesboro 20
2004	4A	L	St. Xavier 49, Scott Co. 9
2011	6A	L	Trinity (Lou.) 62, Scott. Co. 21

MEADE COUNTY (12-2) vs. SCOTT COUNTY (14-0)



SCOTT COUNTY *Cardinals (14-0)*

Head Coach: Jim McKee

Assistant Coaches: Chris Travis, Scott Willard, Douglas Mobley, Monty McIntyre, Mike Davis, Terry Mastin, William Barber.

No.	Name	Ht.	Wt.	Pos.	Yr.	No.	Name	Ht.	Wt.	Pos.	Yr.
1	Keeshon Brent	5' 11	190	ROVER	SO	52	Tyler Braxton	6' 1	175	ILB	SO
2	Jake Sabol	5' 11	160	DB	SR	53	Taylor Carlos	5' 10	205	ILB	SO
3	Naji Hawkins	5' 9	150	WR	SO	54	Ryan Wiggins	6' 2	250	C	JR
4	Gene Barber	5' 11	165	WR	SR	55	Chace Daff	6' 2	280	T	JR
5	Jermaine Barber	5' 9	145	HB	SO	56	Mike Hunt	6' 0	305	DT	JR
6	Abijah Cox	5' 10	155	DB	JR	57	Daniel Perkins	5' 11	280	DT	SO
7	Clay McKee	5' 11	175	QB	JR	58	Branson Scott	6' 0	205	G	SR
8	Matt Rapson	5' 9	145	QB	JR	60	Cody Bowman	6' 2	275	T	SR
9	Ethan Sartin	5' 11	170	OLB	SR	61	Chase Mullins	5' 10	200	OG	SO
10	Logan Hickey	6' 0	165	QB	SR	62	Trey Binder	5' 11	195	DE	SO
11	Alex Miller	6' 2	185	QB	SO	63	Ryan Neal	6' 0	270	G	SR
12	Scott Daniel	6' 1	180	WR/FS	SR	64	Daniel Berry	6' 2	230	T	SR
14	Tyler Carpenter	6' 0	160	DB	JR	65	Chandler Craker	6' 4	250	OT	SO
15	Theo Price	5' 10	165	HB	JR	67	Zach Barber	5' 9	220	DT	JR
16	Grayson Miller	6' 2	185	OLB	JR	68	Dre-Quan Jackson	5' 8	200	DT	SO
17	DJ Green	5' 10	150	DB	SO	69	Adam Evans	5' 10	220	DT	SO
19	Jordan Darnell	5' 10	155	FS	SO	72	Kendall Crawford	5' 10	195	G	SO
20	Dominique Barber	5' 9	200	FB	JR	73	Demarkus Nemetz	5' 10	190	DT	SO
21	Devin Hillard	5' 8	160	ROVER	SO	74	Travis Wright	6' 2	290	C	SR
22	Dylan Smith	5' 11	170	HB	SO	75	Nick Jarrell	6' 0	250	OT	SO
23	Clark Griffith	6' 0	190	TE	JR	76	Chase Stambaugh	6' 4	205	OT	SO
24	Jordan McKeenan	5' 9	155	DB	SR	77	Jacob Ballard	6' 2	215	G	JR
25	Tanner Blankenship	5' 11	190	HB	SR	78	Austin Fletcher	6' 2	230	T	SR
26	Gabe Hobson	5' 10	160	HB	SO	79	Brandon Pennington	6' 3	280	OT	JR
27	Ethan Vandermarliere	6' 2	170	ROVER	SO	80	Ryan Loar	5' 10	145	DB	SO
28	Eric Abney	5' 9	160	CARDINAL	SO	81	Thomas Daniel	6' 0	190	ILB	SR
29	Walter Buffalo	5' 11	205	DT	SR	82	Parker Redmon	6' 4	165	WR	SO
31	Palmer Ward	6' 1	160	P/K	SR	84	Miles Saker	5' 11	185	TE	JR
33	Tristen Mosley	5' 11	170	ILB	SR	85	Duncan Lewis	5' 11	190	TE	JR
34	Noah Hughes	5' 7	175	FB	SO	87	Alex Ramsey	6' 0	205	DE	JR
35	Davonte Kenney	6' 0	160	DB	SO	88	Oliver Ebert	6' 2	195	DE	SR
36	Brad Caldwell	5' 10	175	ILB	SR	89	Josh Smith	5' 11	210	DE	SO
37	Kevin Clausen	5' 9	205	FB	SR	90	Jeremiah Happy	5' 9	275	DT	SO
38	Cam Hill	5' 10	155	DB	FR	92	Gerel Jackson	6' 0	195	DE	JR
40	Keith Guy	6' 0	170	HB	SO						
43	Jameer Womack	5' 11	205	ILB	JR						
44	Jacob Van Meter	6' 0	220	DE	SR						
45	Dalton Christian	5' 10	160	FB	SR						
47	Derrick McKinney	5' 10	160	DB	JR						
49	Andre Knox	5' 11	150	FS	SO						
51	Austin Crank	6' 0	250	DT	SR						

2012 CLASS 6A CHAMPIONSHIP REVIEW



State Champion - Trinity Shamrocks

**Player of the Game
Presented by the
Kentucky National Guard**



**Jabari Jordan
Trinity**



2012 RUSSELL ATHLETIC/KHSAA COMMONWEALTH GRIDIRON BOWL TRINITY (13-1) vs. PLEASURE RIDGE PARK (14-1)

DEC. 1, 2012 at BOWLING GREEN, KY

Stadium: HOUCHENS-L.T. SMITH STADIUM Attendance: 7,412

Score by Quarters	1	2	3	4		Score
TRINITY.....	6	21	20	14	-	61
PLEASURE RIDGE PARK.....	0	7	0	0	-	7

Scoring Summary

1st	06:20	TRI	ALEX GRAEHLER 1 yd pass from TRAVIS WRIGHT (DREW WARD kick failed)	[3-38; 0:56; PRP 0, TRI 6]
2nd	10:02	TRI	DALYN DAWKINS 8 yd run (DREW WARD kick)	[6-55; 2:00; PRP 0, TRI 13]
	09:05	TRI	DALYN DAWKINS 2 yd run (DREW WARD kick)	[3-22; 0:49; PRP 0, TRI 20]
	04:52	TRI	CODY SWABEK 7 yd pass from TRAVIS WRIGHT (DREW WARD kick)	[8-99; 3:00; PRP 0, TRI 27]
	02:00	PRP	DAV. QUISENBERRY 14 yd pass from SPENCER SUMPTER (NICK WEST kick)	[7-70; 2:45; PRP 7, TRI 27]
3rd	06:44	TRI	JAMES QUICK 35 yd pass from TRAVIS WRIGHT (DREW WARD kick)	[6-63; 2:11; PRP 7, TRI 34]
	06:32	TRI	JAMES QUICK 35 yd pass from CODY SWABEK (DREW WARD kick)	[1-35; 0:08; PRP 7, TRI 41]
	02:47	TRI	DALYN DAWKINS 15 yd run (DREW WARD kick failed)	[7-64; 1:31; PRP 7, TRI 47]
4th	09:55	TRI	L.T. THOMAS 1 yd run (DREW WARD kick)	[8-54; 2:33; PRP 7, TRI 54]
	04:21	TRI	L.T. THOMAS 9 yd run (DREW WARD kick)	[3-9; 1:51; PRP 7, TRI 61]

Kickoff time: 7:00 PM End of Game: 9:48 PM Total elapsed time: 2:48

Officials: Referee: STEVE FROMEYER; Umpire: DOUG ROHER; Linesman: ROB VONCKX; Line judge: RANDOLPH TOY; Back judge: STEVE STRACK

Temperature: 59 degrees Wind: S 6 MPH Weather: CLEAR AND COOL

MEADE COUNTY (12-2) vs. SCOTT COUNTY (14-0)

6A STATE CHAMPIONSHIP HISTORY

CLASS 6A						
Year	Champion	Coach	Score	Runner-Up	Coach	Site
2012	Trinity (Louisville)	Bob Beatty	61-7	Pleasure Ridge Park	Jason Hiser	Houchens-L.T. Smith Stadium, Bowling Green
2011	Trinity (Louisville)	Bob Beatty	62-21	Scott County	Jim McKee	Houchens-L.T. Smith Stadium, Bowling Green
2010	Trinity (Louisville)	Bob Beatty	38-0	Male	Chris Wolfe	Houchens-L.T. Smith Stadium, Bowling Green
2009	St. Xavier	Mike Glaser	34-10	Trinity (Louisville)	Bob Beatty	Houchens-L.T. Smith Stadium, Bowling Green
2008	Trinity (Louisville)	Bob Beatty	48-0	Simon Kenton	Jeff Marksberry	Papa John's Cardinal Stadium, Louisville
2007	Trinity (Louisville)	Bob Beatty	34-28 (OT)	St. Xavier	Mike Glaser	Papa John's Cardinal Stadium, Louisville

STATE CHAMPIONSHIP GAME LINESCORES

2012

Class 1A

Fairview	8	0	0	0	-	8
Mayfield	14	14	27	0	-	55
1st 6:16 MAY - Jon. Jackson 56 yd pass from Jake Guhy (Luke Wynstra kick) 1:59 MAY - Jon. Jackson 17 yd run (Luke Wynstra kick) 1:33 FAIR - Elijah King 26 yd run (Devon Turner rush) 2nd 9:45 MAY - Jon. Jackson 31 yd run (Luke Wynstra kick) 7:48 MAY - Deion Jackson 65 yd pass from Jake Guhy (Luke Wynstra kick) 3rd 10:12 MAY - Jon. Jackson 39 yd run (Luke Wynstra kick failed) 8:05 MAY - Stuart Mills 3 yd run (Luke Wynstra kick) 5:43 MAY - Tea. Sherrill 47 yd pass from Dylan Reed (Luke Wynstra kick) 3:23 MAY - Jordon Tyler 13 yd run (Luke Wynstra kick). Attendance - 6,038						

Class 2A

Newport Central Catholic	14	7	0	9	-	30
Caldwell County	6	8	9	3	-	26
1st 6:34 NCC - Dylan Hayes 2 yd run (Nathan Grosser kick) 4:32 CC - Jaylen Boyd 17 yd pass from Elijah Sindelar (Brett Seymore kick failed) :30 NCC - Mac Franzen 13 yd pass from Josh Cain (Nathan Grosser kick) 2nd 8:25 CC - Martez Sivals 15 yd pass from Elijah Sindelar (Dee Cain rush) :10 NCC - Dylan Hayes 2 yd run (Nathan Grosser kick) 3rd 10:26 CC - Elijah Sindelar 23 yd run (Brett Seymore kick failed) 1:40 CC - Brett Seymore 24 yd field goal 4th 6:50 NCC - Nathan Grosser 24 yd field goal 2:30 CC - Brett Seymore 19 yd field goal :26 NCC - Tyler Lyon 4 yd pass from Josh Cain (Josh Cain rush failed). Attendance - 8,756						

Class 3A

Belfry	0	6	0	0	[0]	- 6
Central	6	0	0	0	[6]	- 12
1st 1:47 CEN - Deris Cox 28 yd run (Idriss Kera kick failed) 2nd 5:53 BEL - Tony Messer 13 yd pass from Sani Warren (Keilan Carr kick failed) OT 12:00 CEN - Marcel Malone 15 yd pass from Sydney Tedford. Attendance - 7,116						

Class 4A

Highlands	13	20	7	7	-	47
Collins	0	0	0	0	-	0
1st 9:40 HIGH - Ryan Greene 14 yd pass from Donovan McCoy (Luke Brockett kick failed) 2:53 HIGH - Luke Turner 21 yd pass from Donovan McCoy (Luke Brockett kick) 2nd 11:57 HIGH - Zach Harris 8 yd run (Luke Brockett kick) 6:24 HIGH - Colin Seidl 30 yd run (Luke Brockett kick failed) 2:03 HIGH - Zach Harris 3 yd run (Luke Brockett kick) 3rd 3:56 HIGH - Donovan McCoy 7 yd run (Luke Brockett kick) 4th 11:01 HIGH - Donovan McCoy 12 yd run (Luke Brockett kick). Attendance - 8,312						

Class 5A

Cooper	6	7	7	0	-	20
Bowling Green	12	7	8	7	-	34
1st 10:43 BG - Blue Tisdale 5 yd run (Hunter Hanks kick failed) 3:53 COOP - Tyler Morris 1 yd run (Logan Turner kick failed) 1:46 BG - Spencer Renfro 36 yd pass from Devin Hayes (Hunter Hanks kick failed) 2nd 4:42 BG - Nacarius Fant 45 yd pass from Devin Hayes (Mich. Swierkosz kick) 1:09 COOP - Aaron Morgan 12 yd pass from Tyler Morris (Logan Turner kick) 3rd 10:08 BG - Blue Tisdale 4 yd run (Devin Hayes rush) 2:13 COOP - Tyler Morris 13 yd run (Logan Turner kick) 4th 8:20 BG - Blue Tisdale 2 yd run (Mich. Swierkosz kick). Attendance - 9,104						

Class 6A

Trinity	6	21	20	14	-	61
Pleasure Ridge Park	0	7	0	0	-	7
1st 6:20 TRI - Alex Graehler 1 yd pass from Travis Wright (Drew Ward kick failed) 2nd 10:02 TRI - Dalyn Dawkins 8 yd run (Drew Ward kick) 9:05 TRI - Dalyn Dawkins 2 yd run (Drew Ward kick) 4:52 TRI - Cody Swabek 7 yd pass from Travis Wright (Drew Ward kick) 2:00 PRP - Dav. Quisenberry 14 yd pass from Spencer Sumpter (Nick West kick) 3rd 6:44 TRI - James Quick 35 yd pass from Travis Wright (Drew Ward kick) 6:32 TRI - James Quick 35 yd pass from Cody Swabek (Drew Ward kick) 2:47 TRI - Dalyn Dawkins 15 yd run (Drew Ward kick failed) 4th 9:55 TRI - L.T. Thomas 1 yd run (Drew Ward kick) 4:21 TRI - L.T. Thomas 9 yd run (Drew Ward kick). Attendance - 7,412						

2011

Class 1A

Mayfield	3	3	0	0	-	6
Hazard	0	10	7	7	-	24
1st 6:22 MAY - Luke Wynstra 26 yd field goal 2nd 7:42 HAZ - Austin Johnson 28 yd pass from Zack Blanton (Eric Mason kick) 3:57 MAY - Luke Wynstra 25 yd field goal 0:00 HAZ - Eric Mason 33 yd field goal 3rd 2:52 HAZ - Evan Whitaker 4 yd run (Eric Mason kick) 4th 2:20 HAZ - B.J. Combs 24 yd interception return (Eric Mason kick). Attendance - 5,386						

Class 2A

Glasgow	7	0	0	7	-	14
Holy Cross (Cov.)	0	12	7	14	-	33
1st 2:30 GLAS - Jalen Sublett 28 yd run (Kevin Baltazar kick) 2nd 4:19 HC - Eric Walker 7 yd pass from Kyle Fuller (Kyle Fuller kick blocked) 2:19 HC - Eric Walker 24 yd pass from Kyle Fuller (Kyle Fuller rush failed) 3rd 5:13 HC - Lamar Chames 62 yd pass from Kyle Fuller (Kyle Fuller kick) 4th 11:18 HC - Burt Pouncy 18 yd pass from Kyle Fuller (Kyle Fuller kick) 9:14 GLAS - Parker Cash 13 yd run (Kevin Baltazar kick) 2:13 HC - Devyn Herndon 9 yd interception return (Kyle Fuller kick). Attendance - 7,077						

Class 3A

Central	3	6	0	6	-	15
Belfry	0	7	7	0	-	14
1st 9:41 CEN - Musa Kamara 29 yd field goal 2nd 3:21 CEN - Tae Shawn Gibbs 10 yd pass from Tajh Milliken (Musa Kamara kick blocked) 3:04 BEL - Howie Dotson 74 yd pass from Tyler Williams (Austin Childers kick) 3rd 7:23 BEL - Josh Dixon 4 yd run (Austin Childers kick) 4th 2:01 CEN - C. Bolden 35 yd pass from Tajh Milliken (Derius Jones rush failed). Attendance - 5,360						

Class 4A

Franklin Simpson	7	0	7	0	-	14
Highlands	14	7	7	14	-	42
1st 10:41 HIGH - Zach Harris 26 yd run (Carter New kick) 6:22 FS - Dar. Wickware 1 yd run (Ian Greer kick) :16 HIGH - Zach Harris 3 yd run (Carter New kick) 2nd 5:46 HIGH - Donovan McCoy 19 yd pass from Patrick Towles (Carter New kick) 3rd 8:31 HIGH - Zach Harris 17 yd run (Carter New kick) 5:05 FS - Max Bennett 1 yd run (Ian Greer kick) 4th 11:48 HIGH - Jake True 7 yd run (Carter New kick) 5:20 HIGH - Patrick Towles 1 yd run (Carter New kick). Attendance - 7,023						

Class 5A

Bowling Green	20	14	14	7	-	55
Anderson County	0	3	0	0	-	3
1st 7:37 BG - Hunter Neveras 4 yd run (Devin Hayes pass failed) 4:42 BG - KJ Cofer 73 yd pass from Scooter Hollis (Sam Williams kick) 1:43 BG - KJ Cofer 1 yd run (Sam Williams kick) 2nd 8:05 BG - Jalen Hunter 3 yd pass from Scooter Hollis (Sam Williams kick) 3:13 AC - Bill Rose 20 yd field goal 1:46 BG - Scooter Hollis 16 yd run (Sam Williams kick) 3rd 8:31 BG - Scooter Hollis 75 yd run (Sam Williams kick) 5:25 BG - KJ Cofer 70 yd run (Sam Williams kick) 4th 9:02 BG - Devin Hayes 11 yd run (Sam Williams kick). Attendance - 8,623						

Class 6A

Trinity	14	28	13	7	-	62
Scott County	7	7	0	7	-	21
1st 11:01 SC - Dierrius Dumphord 18 yd run (Palmer Ward kick) 6:21 TRI - Dalyn Dawkins 5 yd run (Bayley Shoptaw kick) 1:59 TRI - Dalyn Dawkins 11 yd run (Bayley Shoptaw kick) 2nd 11:33 TRI - Jackson Noe 38 yd pass from Travis Wright (Bayley Shoptaw kick) 6:24 TRI - Dalyn Dawkins 39 yd run (Bayley Shoptaw kick) 1:18 TRI - Dalyn Dawkins 46 yd run (Bayley Shoptaw kick) 1:05 SC - Scott Daniel 95 yd kickoff return (Palmer Ward kick) :01 TRI - Marquis Smith 43 yd pass from Travis Wright (Bayley Shoptaw kick) 3rd 10:41 TRI - James Quick 42 yd pass from Travis Wright (Bayley Shoptaw kick) 3:12 TRI - James Quick 8 yd pass from Travis Wright (Bayley Shoptaw kick failed) 4th 10:56 TRI - Garrett Sauer 62 yd run (Bayley Shoptaw kick) 2:50 SC - Scott Daniel 29 yd pass from Clay McKee (Palmer Ward kick). Attendance - 6,691						

2010

Class 1A

Hazard	0	0	0	6	-	6
Mayfield	14	19	14	0	-	47
1st 9:41 MAY Jonathan Jackson 46 yd run (Marc Wynstra kick) 3:50 MAY Devin Jones 55 yd pass from Luke Guhy (Marc Wynstra kick) 2nd 4:07 MAY Kenny Payton 24 yd pass from Luke Guhy (Marc Wynstra kick failed) :40 MAY Jonathan Jackson 5 yd run (Luke Guhy pass failed) :10 MAY Kenny Payton 28 yd pass from Luke Guhy (Marc Wynstra kick) 3rd 9:39 MAY Devin Jones 23 yd run (Marc Wynstra kick) :18 MAY Decole Noonan 1 yd run (Marc Wynstra kick) 4th :46 HAZ JON COMBS 55 yd run (Austin Johnson pass failed). Attendance - 5,761						

Class 2A

Newport Central Catholic	7	14	14	7	-	42
Owensboro Catholic	0	0	0	0	-	0
1st 2:57 NCC Chris Kelly 6 yd run (Matt Burns kick) 2nd 7:45 NCC Jake Cain 15 yd run (Matt Burns kick) 3:03 NCC Chris Kelly 1 yd run (Matt Burns kick) 3rd 7:50 NCC Brady Hightchew 5 yd run (Matt Burns kick) 1:32 NCC Brady Hightchew 5 yd run (Matt Burns kick) 4th 6:29 NCC Dylan Hayes 71 yd run (Matt Burns kick). Attendance - 7,964						

Class 3A

Belfry	0	0	7	0	-	7
Central	14	13	13	6	-	46
1st 7:04 CEN Kevon Dunbar 34 yd pass from Tajh Milliken (Musa Kamara kick) 4:52 CEN Anthony Wales 33 yd run (Musa Kamara kick) 2nd 6:43 CEN Anthony Wales 53 yd run (Musa Kamara kick) 2:55 CEN Demontre Boyd 60 yd fumble recovery (Musa Kamara kick blocked) 3rd 10:12 CEN Kevon Dunbar 46 yd interception return (Musa Kamara kick) 5:10 CEN Jaquez Howard 6 yd run (Musa Kamara kick failed) 3:28 BEL Jeffre Pruitt 22 yd run (Austin Childers kick) 4th 2:21 CEN Tajh Milliken 22 yd run (Musa Kamara kick blocked). Attendance - 5,792						

Class 4A

Boyle County	0	0	14	7	-	21
Allen County-Scottsville	0	7	0	7	-	14
2nd :00 ACS Zach Tabor 12 yd pass from Matt Hobdy (Brandon Boards kick) 3rd 7:23 BOY Chris Cook 19 yd run (Will Harris kick) 3:12 BOY Lamar Dawson 6 yd run (Will Harris kick) 4th 10:54 BOY Devon Cox 4 yd run (Will Harris kick) 6:56 ACS Jacob Costello 38 yd pass from Matt Hobdy (Brandon Boards kick). Attendance - 13,167						

Class 5A

Highlands	12	21	17	0	-	50
Christian County	0	0	0	0	-	0
1st 5:29 HHS Patrick Towles 6 yd run (Adam Weinel kick failed) 2:36 HHS Patrick Towles 24 yd run (Patrick Towles rush failed) 2nd 11:15 HHS Patrick Towles 23 yd run (Adam Weinel kick) 8:38 HHS Patrick Towles 1 yd run (Adam Weinel kick) :27 HHS Patrick Towles 9 yd run (Adam Weinel kick) 3rd 8:51 HHS Adam Weinel 37 yd field goal 6:03 HHS Corey Compton 1 yd run (Adam Weinel kick) 5:48 HHS Billy Huddleston 25 yd interception return (Adam Weinel kick). Attendance - 5,959						

Class 6A

Trinity (Lou.)	10	21	7	0	-	38
Male	0	0	0	0	-	0
1st 11:37 TRI James Quick 95 yd run (Joseph Crenshaw kick) 2:03 TRI Joseph Crenshaw 27 yd field goal 2nd 11:42 TRI Derek Bishop 6 yd run (Joseph Crenshaw kick) 6:07 TRI Hunter Kopp 8 yd pass from Travis Wright (Joseph Crenshaw kick) 1:01 TRI Derek Bishop 18 yd pass from Travis Wright (Joseph Crenshaw kick) 3rd 3:16 TRI Derek Bishop 4 yd pass from Travis Wright (Joseph Crenshaw kick). Attendance - 9,116						



STATE CHAMPIONSHIP GAME LINESCORES

2009

Class 1A
Mayfield 7 0 12 0 - 19
LCA 7 21 14 13 - 55
1st 5:50 LCA - Dom. Hayden 5 yd run (Chaz Witt kick) :58 MAY
- Xavier Shelton 47 yd pass from Luke Guhy (Marc Wynstra kick)
2nd 11:45 LCA - Dom. Hayden 27 yd run (Chaz Witt kick) 2:12
LCA - Bran. Burdette 25 yd pass from Lucas Witt (Chaz Witt kick)
:48 LCA - Bran. Burdette 31 yd pass from Lucas Witt (Chaz Witt
kick) 3rd 10:39 MAY - Matthew Shultz 1 yd run (Marc Wynstra
kick failed) 3:39 LCA - Lucas Witt 4 yd run (Chaz Witt kick) 3:26
MAY - Xavier Shelton 76 yd pass from Luke Guhy (Luke Guhy rush
failed) 1:09 LCA - Chad Hall 16 yd pass from Lucas Witt (Chaz
Witt kick) 4th 10:54 LCA - Lucas Witt 38 yd run (Chaz Witt kick
failed) 1:07 LCA - Will Collins 1 yd run (Chaz Witt kick). Atten-
dance - 3,582

Class 2A
Fort Campbell 7 0 15 7 - 29
DeSales 0 9 0 0 - 9
1st 5:08 FC - Antonio Andrews 20 yd run (Darien Upshaw kick)
2nd 7:12 DS - Ryan Johnson 25 yd field goal :18 DS - Ryan John-
son 4 yd run (kick failed) 3rd 4:01 FC - Breeon Moreno 15 yd
pass from Antonio Andrews (Darien Upshaw kick) 2:04 FC - Tre
Powell 59 yd punt return (Chris Allen pass from Antonio Andrews)
4th 3:00 FC - Troy Turner 50 yd run (Darien Upshaw kick). Atten-
dance - 4,157

Class 3A
Tilghman 7 0 7 7 - 21
Somerset 0 0 0 0 - 0
1st 8:24 PT - Dshon Jackson 28 yd interception return (Will Nicho-
las kick) 3rd :15 PT - Jadar Harmon 48 yd pass from Kristen Jack-
son (Will Nicholas kick) 4th 6:33 PT - Kristen Jackson 31 yd run
(Will Nicholas kick). Attendance - 6,106

Class 4A
Lone Oak 3 19 7 0 10 [7 3] - 39
Boyle County 7 0 6 16 13 [7 6] - 42
1st 7:48 LO - Jack Coorts 30 yd field goal 5:26 BC - Rees MacShara
3 yd run (Phil. Barsotti kick) 2nd 11:56 LO - Matt Starks 2 yd run
(Jack Coorts kick) 5:35 LO - Matt Starks 11 yd pass from Cameron
Looper (kick failed) :56 LO - Felix Colon 48 yd pass from Cameron
Looper (kick failed) 3rd 9:57 BC - Rees MacShara 70 yd pass from
Boone Goldsmith (rush failed) 4:01 LO - Matt Starks 6 yd pass
from Cameron Looper (Jack Coorts kick) 4th 8:53 BC - Zach Hester
8 yd pass from Boone Goldsmith (pass failed) 4:05 BC - Lamar
Dawson 6 yd pass from Boone Goldsmith (Phil. Barsotti kick) :04
BC - Phil. Barsotti 38 yd field goal OT 12:00 BC - Boone Goldsmith
1 yd run (Phil. Barsotti kick) 12:00 LO - Cameron Looper 3 yd run
(Jack Coorts kick) 12:00 LO - Jack Coorts 26 yd field goal 12:00
BC - Boone Goldsmith 1 yd run. Attendance - 6,837

Class 5A
John Hardin 0 0 0 7 - 7
Highlands 7 14 14 0 - 35
1st 3:19 HHS - A. Collinsworth 8 yd run (Adam Weinell kick) 2nd
8:54 HHS - A. Collinsworth 12 yd run (Adam Weinell kick) 6:34
HHS - A. Collinsworth 4 yd run (Adam Weinell kick) 3rd 11:46 HHS
- Will Bardo 98 yd kickoff return (Adam Weinell kick) 4:39 HHS
- Patrick Towles 11 yd run (Adam Weinell kick) 4th 9:06 JH - Jer-
emy Harness 35 yd pass from Matt Simmons (Alan Harber kick).
Attendance - 6,695

Class 6A
St. Xavier 7 7 7 13 - 34
Trinity 3 7 0 0 - 10
1st 5:24 TRI - Cooper Bohn 21 yd field goal :52 STX - Michael
Montano 10 yd run (Wyatt Gray kick) 2nd 9:24 TR - James Quick
51 yd pass from Brad Kragthorpe (Cooper Bohn kick) 1:33 STX -
Jeremiah Neal 1 yd run (Wyatt Gray kick) 3rd 3:39 STX - Jeremiah
Neal 4 yd run (Wyatt Gray kick) 4th 8:31 STX - Jeont'a Hayden 3
yd run (Wyatt Gray kick) 4:54 STX - Jeff Goodwin 16 yd pass from
Wyatt Gray (Wyatt Gray kick failed). Attendance - 9,962

2008

Class 1A
Hazard 0 0 0 7 - 7
Beechwood 7 7 0 0 - 14
1st 5:15 B - Matt Rigdon 6 yd run (Cullen Burke kick) 2nd :00
B - Nieco Teipel 3 yd pass from Matt Rigdon (Cullen Burke kick)
4th 4:00 H - Tyler Olinger 1 yd run (Austin Delpont kick). Atten-
dance - 3,316

Class 2A
Newport Central Cath 0 0 13 10 - 23
Fort Campbell 7 0 6 13 - 26
1st 2:59 FC - Antonio Andrews 1 yd run (Matt Lassitter kick) 3rd
9:16 FC - JD Ervin 81 yd pass from Antonio Andrews (kick failed)
7:22 NCC - Ben Parr 61 yd fumble recovery (kick failed) :15 NCC
- Rob Kues 10 yd run (Chris Grosser kick) 4th 11:50 NCC - Ben
Parr 37 yd run (Chris Grosser kick) 9:49 FC - Antonio Andrews 13
yd run (Matt Lassitter kick) 3:30 NCC - Chris Grosser 35 yd field
goal 1:44 FC - Antonio Andrews 59 yd pass from JD Ervin (kick
blocked). Attendance - 4,635

Class 3A
Breathitt County 7 0 6 6 - 19
Central 0 21 6 13 - 40
1st 3:18 B - Zack Epperson 18 yd pass from Jade Haddix (Billy Da-
vis kick) 2nd 7:02 C - Chance Hughes 18 yd run (Rizik Lado kick)
1:13 C - Ste. Robinson 65 yd pass from Chris King (Rizik Lado kick)
:00 C - Tim Patterson 1 yd run (Rizik Lado kick) 3rd 3:49 C - Chris
King 11 yd run (kick failed) 3:24 B - Jade Haddix 64 yd run (kick
failed) 4th 11:07 C - Chance Hughes 31 yd run (Rizik Lado kick)
7:14 B - Channing Fugate 31 yd run (kick blocked) 2:45 C - Anthony
Wales 1 yd run (kick failed). Attendance - 3,917

Class 4A
Bell County 0 0 9 6 - 15
Bullitt East 0 7 0 6 - 13
2nd 11:58 BE - Zach McCarthy 1 yd run (Josh Smith kick)
3rd 8:42 BC - Spencer Greer 4 yd run (Monte Merrick kick) :00
BC - Keith Lowe safety 4th 3:40 BC - J.D. Hilton 9 yd pass from
Shawnta Zachery (pass failed) :10 BE - Zach McCarthy 1 yd run
(pass failed). Attendance - 6,103

Class 5A
Highlands 7 8 6 14 - 35
Christian County 6 3 6 0 - 15
1st 2:22 CC - Vashun Banks 6 yd run (rush failed) :25 H - Clint
Crawford 7 yd run (K. Rosenhagen kick) 2nd :33 CC - Josh Knight
29 yd field goal :06 H - Daniel Gold 13 yd pass from Tony Gui-
dugli (Josh Conner run) 3rd 10:39 H - Josh Conner 15 yd run (pass
failed) 1:36 CC - Vashun Banks 14 yd run (kick blocked) 4th 9:30
H - Tony Guidugli 50 yd run (David Hogue pass from Josh Conner)
4:47 H - Clint Crawford 11 yd run (pass failed). Attendance - 5,206

Class 6A
Simon Kenton 0 0 0 0 - 0
Trinity 13 28 7 0 - 48
1st 7:23 T - Tim Phillips 11 yd run (kick failed) :57 T - Cameron
Smith 5 yd run (Nick Robertson kick) 2nd 9:56 T - Darick Nix 81
yd pass from Cameron Smith (Nick Robertson kick) 8:05 T - Scott
Radcliff 66 yd pass from Cameron Smith (Nick Robertson kick)
3:59 T - Tim Phillips 20 yd pass from Cameron Smith (Nick Rob-
ertson kick) 1:30 T - Tim Phillips 14 yd run (Nick Robertson kick)
3rd 4:35 T - Tim Phillips 13 yd run (Nick Robertson kick). Atten-
dance - 11,556

2007

Class 1A
Beechwood 14 7 17 0 - 38
Lexington Christian 7 7 14 7 - 35
1st 4:40 B - Cody Elliott 9 yd run (Ryan Amelung kick)LCA -
Dominique Hayden 3 yd run (Craig McIntosh kick) 2:18 B - Ryan
Amelung 99 yd kickoff return (Ryan Amelung kick) 2nd 6:39 B
- Tommy Bankemper 5 yd run (Ryan Amelung kick) 2:43 LCA -
Dominique Hayden 1 yd run (Craig McIntosh kick) 3rd 9:27 LCA
- Brandon Burdette 20 yd pass from Lucas Witt (Craig McIntosh
kick) 5:49 LCA - Dominique Hayden 10 yd run (Craig McIntosh
kick) 2:45 B - Team safety 1:50 B - Tommy Bankemper 3 yd
run (Tommy Bankemper pass from Cody Elliott) 0:26 B - Ryan
Amelung 62 yd punt return (Ryan Amelung kick) 4th 11:05 LCA
- Brandon Burdette 49 yd pass from Lucas Witt (Craig McIntosh
kick). Attendance - 3,792

Class 2A
Fort Campbell 0 7 0 14 - 21
Newport Cent. Cath. 0 7 0 0 - 7
2nd 7:30 FC - Chris Allen 10 yd pass from C.J. Croft (Alan R. John-
son kick) 0:35 NCC - Matt Ritter 26 yd pass from Rob Kues (Chris
Grosser kick) 4th 11:25 FC - Lorenzo Hines 7 yd pass from C.J.
Croft (Alan R. Johnson kick) 2:54 FC - Dexter Durrante 67 yd run
(Alan R. Johnson kick). Attendance - 5,679

Class 3A
Central 7 7 7 6 - 27
Belfry 0 10 0 7 - 17
1st 1:39 C - Darrell Taylor 48 yd run (Rizik Lado kick) 2nd 8:17
B - Dustin May 1 yd run (Glen Earnest kick) 6:44 B - Glen Earnest
28 yd field goal 0:00 C - Darrell Taylor 76 yd interception return
(Rizik Lado kick) 3rd 10:05 C - Stephon Robinson 26 yd pass from
Leland Banks (Rizik Lado kick) 4th 11:34 B - Dustin May 6 yd run
(Glen Earnest kick) 1:30 C - Darrell Taylor 45 yd run (kick blocked).
Attendance - 7,619

Class 4A
Lone Oak 0 0 0 7 - 7
Lexington Catholic 14 21 7 7 - 49
1st 08:32 LC - Winston Guy 21 yd run (Lane Pumphrey kick) 5:17
LC - Shane Israel 1 yd run (Lane Pumphrey kick) 2nd 8:07 LC - Nic
Ward 8 yd run (Lane Pumphrey kick) 4:37 LC - Shane Israel 27 yd
run (Lane Pumphrey kick) 0:47 LC - Winston Guy 16 yd pass from
Nic Ward (Lane Pumphrey kick) 3rd 1:59 LC - Shane Israel 20 yd
run (Lane Pumphrey kick) 4th 11:16 LC - Shane Israel 5 yd run
(Lane Pumphrey kick) 3:24 LO - Jamarielle Brown 49 yd pass from
Corey Robinson (Jack Coorts kick). Attendance - 7,603

Class 5A
Bowling Green 0 0 7 0 - 7
Highlands 7 14 7 0 - 28
1st 4:58 H - Josh Conner 1 yd run (Drew Bathiany kick) 2nd 5:43 H
- Josh Conner 2 yd run (Drew Bathiany kick) 0:00 H - Terry O'Brian
44 yd pass from Clay Cecil (Drew Bathiany kick) 3rd 3:30 H - Clay
Cecil 4 yd run (Drew Bathiany kick) 1:32 BG - Trent Steelman 7 yd
run (Max Oldham kick). Attendance - 6,231

Class 6A
St. Xavier 7 21 0 0 [0] - 28
Trinity (Louisville) 14 7 0 7 [6] - 34
1st 8:04 T - Tim Phillips 30 yd run (Zlatan Petrovic kick) 2:44 STX
- Ben Zoeller 2 yd run (Wyatt Gray kick) 0:41 T - Nathan Dutton
5 yd pass from William Stein (Zlatan Petrovic kick) 2nd 8:17 STX
- Kevin Brinkman 15 yd pass from Ben Zoeller (Wyatt Gray kick)
4:49 T - Tim Phillips 3 yd run (Zlatan Petrovic kick) 0:50 STX -
Aaron Bottner 8 yd pass from Ben Zoeller (Wyatt Gray kick) 0:00
STX - Benjamin Brown 22 yd pass from Brent Sweeney (Wyatt
Gray kick) 4th 0:32 T - Jeff Neagli 2 yd pass from William Stein
(Zlatan Petrovic kick) OT 12:00 T - Wes Weitlauf 1 yd run. Atten-
dance - 15,696

STATE CHAMPIONSHIP GAME LINESCORES

2006

Class 1A

Newport Central Catholic 7 10 0 20 - 37
 Danville 0 13 21 0 - 34
 1st 3:16 NCC - Michael Vickers 17 yd pass from Jared Harris (Dustin Zink kick) 2nd 7:12 NCC - Dustin Zink 20 yd field goal 6:59 D- Daylen Morris 95 yd kickoff return (Jordan Gay kick) 6:39 NCC - Michael Vickers 76 yd run (Dustin Zink kick) 5:27 D- Darren Ross 76 yd pass from Rich Witten (Jordan Gay kick failed) 3rd 6:02 D-Jeffrey Guest 5 yd run (Jordan Gay kick) 5:02 D- Zach Dawson 25 yd blocked punt return (Jordan Gay kick) 2:27 D- Daylen Morris 23 yd pass from Rich Witten (Jordan Gay kick) 4th 6:58 NCC - George Gardner 31 yd pass from Jared Harris (Dustin Zink kick) 2:58 NCC - George Gardner 16 yd pass from Jared Harris (Dustin Zink kick) 1:45 NCC - Michael Vickers 52 yd pass from Jared Harris (Phil Horan rush failed). Attendance - 4,396

Class 2A

Russell 6 6 0 0 - 12
 Mercer 8 7 0 0 - 15
 1st 0:37 R- Aaron Beekman 16 yd run (Dwayne Evans kick failed) 0:35 M- Devin Patton 0 yd fumble recovery (Brandon Ford rush) 2nd 4:34 R- Kasey Clark 8 yd run (Tyler Jones rush failed) 3:41 M - Cory Jackson 53 yd run (Josh Ewing kick). Attendance - 6,814

Class 3A

Covington Catholic 9 8 7 3 - 27
 Bowling Green 0 0 8 0 - 8
 1st 5:34 CC- Shane Popham 33 yd field goal 4:54 CC- Nathan Kater 14 yd fumble recovery (Josh Bleser rush failed) 2nd 8:40 CC- Kurt Bovard 16 yd pass from Josh Bleser (Peter Sutton pass from Josh Bleser) 3rd 5:18 CC- Brent Buckley 6 yd run (Shane Popham kick) 0:40 BG- Anthony Davis 46 yd pass from Trent Steelman (Chris Johnson pass from Trent Steelman) 4th 0:32 CC- Shane Popham 25 yd field goal. Attendance - 7,379

Class 4A

Trinity 10 17 7 7 - 41
 Ryle 0 0 0 7 - 7
 1st 2:49 T- Ryan Tydlacka 23 yd field goal 1:53 T- Alex Dutton 20 yd pass from Nick Petrino (Ryan Tydlacka kick) 2nd 10:09 T- Ryan Tydlacka 40 yd field goal 5:00 T- Tim Phillips 8 yd run (Ryan Tydlacka kick) 1:04 T- Kyle Flynn 38 yd pass from Nick Petrino (Ryan Tydlacka kick) 3rd 0:42 T- Nathan Dutton 20 yd pass from Nick Petrino (Ryan Tydlacka kick) 4th 9:43 T- Alex Dutton 45 yd pass from Nick Petrino (Ryan Tydlacka kick) 5:18 R- Scott Gray 14 yd run (Ross Uminger kick). Attendance - 10,623

2005

Class 1A

Mayfield 0 0 0 7 - 7
 Newport Cent. Cath. 21 7 7 7 - 42
 1st 7:26 NCC-Scott Gesenhues 16yd pass from Sam Diehl (Scott Gesenhues kick) 0:44 NCC - Kevin Bueter 66 yd pass from Sam Diehl (Scott Gesenhues kick) 0:04 NCC- Josh Canafax 54 yd punt return (Scott Gesenhues kick) 2nd 2:59 NCC- Sam Diehl 3 yd run (Scott Gesenhues kick) 3rd 7:27 NCC- 35 yd pass from Sam Diehl (Scott Gesenhues kick) 4th 8:26 NCC- Brandon Kohrs 32 yd pass from Sam Diehl (Scott Gesenhues kick) 2:23 M-Josh Hatchell 1 yd run (Tommy McNutt Kick). Attendance - 4,709

Class 2A

Owensboro Catholic 7 0 0 7 - 14
 Russell 7 6 7 7 - 27
 1st 6:49 R-Kasey Clark 11 yd pass from Tommy Brown (Dwayne Evans kick) 5:14 OC-Jared Johnson 20 yd pass from David Woodward (Jared Johnson kick) 2nd 3:22 R- Kasey Clark 10 yd run (Dwayne Evans kick failed) 3rd 2:18 R-Kasey Clark 9 yd run (Dwayne Evans kick). Attendance - 7,726

Class 3A

Bowling Green 0 7 0 14 - 21
 Lexington Catholic 7 20 15 7 - 49
 1st 0:37 LC - Shane Israel 10 yd run (Brian Behr kick) 2nd 10:16 BG - Chris Reynolds 12 yd run (Casey Tinius kick) 4:53 LC - Shane Israel 1 run (kick blocked) 2:02 LC - Shane Israel 8 yd run (Brian Behr kick) 1:51 LC - Winston Guy 22 yd fumble return (Brian Behr kick) 3rd 11:05 LC - Davis Page fumble recovery in end zone (Will

Osborne pass from Justin Burke) 8:47 LC - Justin Burke 1 yd run (Brian Behr kick) 4th 7:06 BG - Chris Tucker 60 yd fumble return (Casey Tinius kick) 4:06 LC - Will Osborne 13 yd run (Brian Behr kick) 3:17 BG - Bradley Barlow 20 yd pass from Trent Steelman (Casey Tinius kick). Attendance - 5,875

Class 4A

St. Xavier 6 0 0 0 - 6
 Trinity (Louisville) 7 0 0 7 - 14
 1st 8:47 STX - Vic Anderson 3 yd run (Tim Dougherty kick) 0:07 T - Eric Senn 10 yd pass from Nick Petrino (Eddie Webb kick) 4th 7:22 T - Nick Petrino 37 yd run (Eddie Webb kick). Attendance - 21,424

2004

Class 1A

Beechwood 7 7 3 6 - 23
 Danville 7 0 0 0 - 7
 1st 09:38 B- Eric Sawyer 54 yd pass from Patrick Muth (Patrick Muth kick) 01:11 D- Ronnie Hawkins 8 yd run (Zack Hampton kick) 2nd 02:13 B- Eric Sawyer 25 yd pass from Patrick Muth (Patrick Muth kick) 3rd 04:23 B- Patrick Muth 24 yd field goal 4th 07:33 Patrick Muth 3 yd run (Patrick Muth kick failed). Attendance - 5,917

Class 2A

Owensboro Catholic 7 0 14 0 - 21
 Belfry 14 7 7 0 - 28
 1st 06:28 B - Doug Howard 43 yd run (Ronnie Edwards kick failed) 05:28 OC - Jacob Randolph 65 yd pass from Zach Barnard (Jared Johnson kick) 2:22 B - Doug Howard 9 yd run (David Jones rush) 2nd 00:30 B - David Jones 25 yd run (Ronnie Edwards kick) 3rd 10:06 B - Doug Howard 64 yd run (Ronnie Edwards kick) 07:58 OC - Jacob Randolph 4 yd pass from Zach Barnard (Jared Johnson kick) 00:48 OC - Heath Wright 12 yd pass from Zach Barnard (Jared Johnson kick). Attendance - 7,522

Class 3A

Boyle County 0 6 0 0 - 6
 Highlands 3 3 9 7 - 22
 1st 06:17 H - Justin Auton 30 yd field goal 2nd 09:47 B - Seth Tammie 17 yd pass from Brandon Smeith (Adam Dickinson kick failed) 00:00 H- Justin Auton 32 yd field goal 3rd 04:48 H - James Hubbard 1 yd run (Justin Auton kick failed) 02:16 H - Justin Auton 38 yd field goal 4th 03:47 H - Jordan Kramer 4 yd run (Justin Auton kick). Attendance - 6,936

Class 4A

St. Xavier 14 21 0 14 - 49
 Scott County 0 0 3 6 - 9
 1st 06:42 STX - Victor Anderson 61 yd run (Tim Dougherty kick) 04:06 STX - Victor Anderson 3 yd run (Tim Dougherty kick) 2nd 11:32 STX - Victor Anderson 34 yd run (Tim Dougherty kick) 09:29 STX - Justin Brown 1 yd run (Tim Dougherty kick) 05:09 STX - Justin Brown 3 yd run (Tim Dougherty kick) 3rd 03:11 SCOTT - Jesse Hawkins 22 yd field goal 4th 07:20 STX - Justin Brown 11 yd run (Tim Dougherty kick) 03:16 STX - Aaron Leonhardt 9 yd run (Jon Payne kick) 00:00 SCOTT - Rodney Haddix 84 yd pass from Cody Andrews. Attendance - 11,024

2003

Class 1A

Danville 0 14 14 14 - 42
 Beechwood 0 0 0 7 - 7
 2nd 08:02 D - Kelvin Turner 6 yd run (Zack Hampton kick) 00:23 D - Kelvin Turner 6 yd run (Zack Hampton kick) 3rd 06:34 D - Charles Penix 38 yd run (Zack Hampton kick) 05:18 D - Kelvin Turner 10 yd run (Zack Hampton kick) 4th 07:06 D - Charles Penix 11 yd run (Zack Hampton kick) 01:38 D - Kelvin Turner 3 yd run (Zack Hampton kick) 00:40 B - Andrew Daniels 10 yd pass from Jeff Wera (David Keam kick). Attendance - 5,145

Class 2A

Elizabethtown 7 0 14 6 [0] - 27
 Belfry 0 12 8 7 [6] - 33
 1st 07:25 E - Jonathan Rusher 1 yd run (Robbie Witt kick) 2nd 11:13 B - Doug Howard 21 yd run (Ronnie Edwards kick failed) 04:25 B -David Jones 8 yd run (David Jones rush failed) 3rd 06:55 E - DeAndre Patterson 27 yd run (Robbie Witt kick) 02:12 B -

David Jones 5 yd run (David Jones rush) 01:23 E - Jerry Turner 56 yd pass from Chris Todd (Robbie Witt kick) 4th 11:52 E - A.J. French 40 yd pass from Chris Todd (Robbie Witt kick failed) 05:30 B - David Jones 9 yd run (Ronnie Edwards kick) OT 12:00 B - David Jones 1 yd run. Attendance - 5,055

Class 3A

Boyle County 0 14 14 16 - 44
 Highlands 3 7 0 0 - 10
 1st 00:00 H - Ad. Rosenhagen 20 yd field goal 2nd 11:43 B - Brandon Smith 76 yd run (Adam Dickinson kick) 10:32 H - Jordan Nevells 1 yd run (Ad. Rosenhagen kick) 05:37 B - Brandon Smith 1 yd run (Adam Dickinson kick) 3rd 07:33 B - Brandon Smith 4 yd run (Adam Dickinson kick) B - Quinn Givhan 6 yd run (Adam Dickinson kick) 4th 07:10 B - Team safety 05:34 B - Brad Cloud 11 yd pass from Brandon Smith (Adam Dickinson kick) 02:20 B - Brandon Smith 2 yd run (Adam Dickinson kick). Attendance - 10,057

Class 4A

St. Xavier 7 7 0 0 - 14
 Trinity (Louis.) 7 7 3 0 - 17
 1st 07:10 T - Donald Barnett 19 yd run (Vince Heller kick) 01:53 STX - Dan Bick 2 yd run (Leo Fante kick) 2nd 10:16 STX - KJ Austin-Bruce 15 yd run (Leo Fante kick) 07:58 T - Steve Orndorff 2 yd pass from Brian Brohm (Vince Heller kick) 3rd 06:12 T - Vince Heller 37 yd field goal. Attendance - 26,430

2002

Class 1A

Beechwood 0 0 7 0 - 7
 Mayfield 0 7 0 7 - 14
 2nd 06:49 M - Jerome Saxton 64 yd pass from Greg Cook (Adam Ivey kick) 3rd 04:22 B - Kevin Martella 18 yd run (Chase Weber kick) 4th 02:28 M - Derrick Parrott 1 yd run (Adam Ivey kick). Attendance - 4,137

Class 2A

Breathitt County 14 25 6 6 - 51
 Corbin 0 0 0 0 - 0
 1st 08:15 B - Brandon Thomas 47 yd punt return (David Little kick) 02:36 B - Justin Haddix 1 yd run (David Little kick) 2nd 11:31 B - Darren Back 2 yd run (David Little kick) 10:08 B - Dustin Breathitt 7 yd pass from Justin Haddix (David Little kick failed) 04:12 B - Cour. Johnson 4 yd run (David Little kick failed) 01:27 B - Justin Haddix 1 yd run (Justin Haddix pass failed) 3rd 04:45 B - Cour. Johnson 6 yd pass from Justin Haddix (David Little kick failed) 4th 07:28 B - Brandon Thomas 22 yd pass from Justin Haddix (David Little kick blocked). Attendance - 5,340

Class 3A

Rockcastle County 0 0 0 0 - 0
 Boyle County 14 0 7 0 - 21
 1st 08:31 B - Michael P. Webb 5 yd run (David Jennings kick) 05:33 B - Jacob Tammie 33 yd pass from Brandon Smith (David Jennings kick) 3rd 08:20 B - Jacob Tammie 20 yd pass from Brandon Smith (David Jennings kick). Attendance - 8,722

Class 4A

Trinity (Louis.) 14 12 19 14 - 59
 Male 7 7 21 21 - 56
 1st 08:27 T - Daniel Mudd 32 yd pass from Brian Brohm (K.H. Williams kick) 01:28 M - Sergio Spencer 20 yd run (Todd Flannery kick) 01:04 T - Tashawn McBroom 72 yd pass from Brian Brohm (K.H. Williams kick) 2nd 04:42 M - COREY JAMES 21 yd pass from Michael Bush (Todd Flannery kick) 04:03 T - Tashawn McBroom 45 yd pass from Brian Brohm (Team kick failed) 00:27 T - Stuart Diersen 18 yd pass from Brian Brohm (Brian Brohm pass failed) 3rd 09:48 M - Sergio Spencer 18 yd pass from Michael Bush (Todd Flannery kick) 00:27 T - Stuart Diersen 18 yd pass from Brian Brohm (Brian Brohm pass failed) 3rd 09:48 M - Sergio Spencer 18 yd pass from Michael Bush (Todd Flannery kick) 09:24 T - DANIEL MUDD 36 yd pass from (Brian Brohm pass failed) 04:57 T - Tashawn McBroom 77 yd pass from Brian Brohm (K.H. Williams kick) 03:35 M - Bryant Beck 14 yd pass from Michael Bush (Sergio Spencer pass from Michael Bush) 03:13 T - Daniel Mudd 85 yd pass from Brian Brohm (K.H. Williams pass failed) 01:06 M - Aandrew Patton 11 yd pass from Michael Bush (Michael Bush pass failed) 4th 11:58 T - Brian Brohm 1 yd run (K.H. Williams

STATE CHAMPIONSHIP GAME LINESCORES

kick) 10:02 M - Michael Bush 1 yd run (Todd Flannery kick) 08:19 M - BRYANT BECK 14 yd pass from Michael Bush (Todd Flannery kick) 02:31 T - Norb Elbert 1 yd run (K.H. Williams kick) 01:24 M - Corey James 13 yd pass from Michael Bush (Todd Flannery kick) T - Daniel Mudd 36 yd pass from Brian Brohm (Brian Brohm pass failed) 04:57 T - Tashawn McBroom 77 yd pass from Brian Brohm (K.H. Williams kick) 03:35 M - Bryant Beck 14 yd pass from Michael Bush (Sergio Spencer pass from Michael Bush) 03:13 T - Daniel Mudd 85 yd pass from Brian Brohm (K.H. Williams pass failed) 01:06 M - Andrew Patton 11 yd pass from Michael Bush (Michael Bush pass failed) 4th 11:58 T - Brian Brohm 1 yd run (K.H. Williams kick) 10:02 M - Michael Bush 1 yd run (Todd Flannery kick) 08:19 M - Bryant Beck 14 yd pass from Michael Bush (Todd Flannery kick) 02:31 T - Norb Elbert 1 yd run (K.H. Williams kick) 01:24 M - Corey James 13 yd pass from Michael Bush (Todd Flannery kick). Attendance - 20,511

2001

Class 1A

Newport C. Catholic	0	0	7	6	-	13
Danville	7	7	0	0	-	14

(1) 02:33 D - Jeremy Vaught pass from Adam Schott (Bennett Clark kick), 2nd 07:53 D - Kelvin Turner 57 yd run (Bennett Clark kick), 3rd 02:29 NCC - Steve Everson 2 yd run (Matt Heister kick), 4th 06:23 NCC - Kevin Smith 7 yd pass from Jeff Smith (Matt Heister kick failed). Attendance - 5,172

Class 2A

Prestonsburg	0	0	8	8	-	16
Bardstown	6	29	6	6	-	47

Scoring Summary: 1st 05:35 B - Joseph Blackmon 9 yd pass from John W. Monin (Lincoln Buzick kick failed), 2nd 11:48 B - Maurice Crowe 30 yd pass from John W. Monin (Joseph Blackmon pass), 11:36 B - Jamie Cotton 8 yd run (Lincoln Buzick kick), 05:47 B - Jamie Cotton 6 yd run (Lincoln Buzick kick), 03:03 B - Randy Tonge 2 yd run (Lincoln Buzick), 3rd 10:37 B - Jamie Cotton 57 yd run (Lincoln Buzick kick failed), 04:04 P - Joey Willis 1 yd run (Austin Clark pass), 4th 11:20 P - Joey Willis 2 yd run (Matt Slone pass), 07:34 B - Maurice Crowe 5 yd run (Lincoln Buzick kick blocked). Attendance - 6,150

Class 3A

Rockcastle County	0	0	0	14	-	14
Boyle County	24	18	7	0	-	49

1st 07:43 BC - David Jennings 37 yd field goal, 05:33 BC - Caset McCoy 2 yd run (David Jennings kick), 01:45 BC - Jacob Tamme 10 yd pass from Jeff Duggins (David Jennings kick), 00:33 BC - Casey McCoy 1 yd run (David Jennings kick), 2nd 09:03 BC - David Jennings 32 yd field goal, 02:54 BC - Adam Tamme 21 yd pass from Jeff Duggins (Brad Cloud rush), 00:53 BC - Jacob Tamme 14 yd pass from Jeff Duggins (David Jennings kick), 3rd 09:05 BOYLE - Jeff Duggins 28 yd pass from Jacob Tamme (David Jennings kick), 4th 11:08 RC - Marty Reagan 1 yd run (Jens Strietzel kick), 00:20 RC - Josh Hale 46 yd pass from Aaron Anderkin (Jens Strietzel kick). Attendance - 9,140

Class 4A

Trinity (Louis.)	18	6	14	7	-	45
Male	13	0	0	6	-	19

1st 08:53 T - Alex Hennessey 5 yd pass from Brian Brohm (Karl Williams kick failed), 02:29 M - Chris Barclay 32 yd pass from Michael Bush (Todd Flannery kick failed), 01:36 T - Tashawn McBroom 71 yd pass from Brian Brohm (Brian Brohm pass failed), 01:24 M - Chris Barclay 95 yd kickoff return (Todd Flannery kick), 00:26 T - DeQuee May 42 yd run (DeQuee May rush failed), 2nd 05:48 T - DeQuee May 6 yd run (Karl Williams kick failed), 3rd 10:21 T - DeQuee May 9 yd run (Chris Payne kick failed), 04:04 T - Alex Hennessey 82 yd pass from Brian Brohm (Jeff Sorg pass), 4th 10:14 T - DeQuee May 0 yd fumble recovery (Karl Williams kick), 05:15 M - Michael Bush 1 yd run (Michael Bush pass failed). Attendance - 20,485

2000

Class 1A

Danville	0	7	7	9	-	23
Newport Covington Cath.	3	0	6	0	-	9

(1) NCC-08:51 Rob Schumacher 39 yd field goal; (2) DAN-01:12 Buddy Trumbo 1 yd run (Bennett Clark kick); (3) DAN-06:10 Julio

Gallegos 79 yd fumble recovery (Bennett Clark kick), NCC-0:50 Andy Brennenstuhl 8 yd pass from Jeff Smith (Jeff Smith pass failed); (4) DAN-11:51 Bennett Clark 30 yd field goal, DAN-07:23 Stephen Grubbs 33 yd pass from Adam Schott (Bennett Clark kick failed). Attendance - 7,714

Class 2A

Glasgow	0	0	6	0	-	6
Boyle County	10	14	7	7	-	38

(1) BC-11:47 Matt Miller 92 yd kickoff return (Taylor Begley kick), BC-01:14 Taylor Begley 26 yd field goal; (2) BC-08:22 Matt Quinn 1 yd run (Taylor Begley kick), BC-03:04 Matt Miller 27 yd pass from Jeff Duggins (Taylor Begley kick); (3) GLAS-07:29 Randy Depp 59 yd run (Jeff Bragg pass failed), BC-00:08 Jeff Duggins 2 yd run (Taylor Begley kick); (4) BC-07:48 Matt Quinn 7 yd run (Taylor Begley kick). Attendance - 6,728

Class 3A

Owensboro	7	7	13	0	-	27
Highlands	14	14	13	7	-	48

(1) H-09:05 Brett Hamblen 7 yd run (Derek Chuks kick failed), 07:11 Bo Smith 1 yd run (Logan Johnson kick), H-03:09 Kevin Mulrone 22 yd pass from Gino Guidugli (Kevin Mulrone pass); (2) H-10:38 Burke Lofland 10 yd pass from Gino Guidugli (Derek Chuks kick), O-03:21 Bo Smith 60 yd run (Logan Johnson kick), H-01:07 Kevin Mulrone 4 yd pass from Gino Guidugli (Derek Chuks kick), (3) O-07:42 Logan Johnson 30 yd field goal, H-05:42 Brent Grover 1 yd fumble recovery (Derek Chuks kick failed), O-02:02 Logan Johnson 38 yd field goal, H-01:12 Eamon Mueller 6 yd run (Derek Chuks kick), O-01:00 Justin Miller 84 yd kickoff return (Logan Johnson kick); (4) H-05:17 Eamon Mueller 19 yd run (Derek Chuks kick). Attendance - 5,457

Class 4A

Male	14	20	0	0	-	34
Trinity (Louisville)	0	0	0	14	-	14

(1s) M-09:06 Montrell Jones 11 yd pass from Brandon Blackerby (Matt Hawkins kick), M-00:22 Mike Bush 31 yd pass from Brandon Blackerby (Matt Hawkins kick), (2) M-10:39 Montrell Jones 19 yd pass from Brandon Blackerby (Matt Hawkins kick), M-07:22 Chris Barclay 1 yd run (Matt Hawkins kick failed), M-05:04 Montrell Jones 41 yd punt return (Matt Hawkins kick); (4) T-02:53 Alex Hennessey 22 yd run (Vince Phillips pass), T-01:55 James Murray 10 yd run (Geoff Riddle pass failed). Attendance - 10,119

1999

Class 1A

Beechwood	6	13	13	13	-	45
Hancock County	7	8	0	7	-	22

(1) HC-08:37 Travis Atwell 1 yd run (Joel Bivins kick), BEECH-06:25 Ben List 1 yd run (Adam Robb kick blocked); (2) BEECH-10:39 Ben List 1 yd run (TM rush fumbled) HC-05:17 Jason Morris 32 yd pass from Travis Atwell (Dustin Jackson pass), BEECH-03:35 Joe Hampel 20 yd pass from Mike Nie (Adam Robb kick); (3) BEECH-09:11 Nick Sketch 11 yd run (Adam Robb kick failed), BEECH-05:58 Ben List 25 yd run (Adam Robb kick); (4) HC-11:21 Reggie Williams 5 yd pass from Travis Atwell (Joel Bivins kick), BEECH-05:36 Ben List 1 yd run (Adam Robb kick) BEECH-02:12 Max Mann 1 yd run (Adam Robb kick failed). Attendance - 7,445

Class 2A

Boyle County	0	21	0	8	-	29
Glasgow	0	6	0	0	-	6

(2) BC-10:50 Justin Anderson 0 yd fumble recovery (Taylor Begley kick), BC-07:14 Rafe Holderman 66 yd missed FG return (Taylor Begley kick), GLAS-02:48 Jason Huffman 1 yd run (Tim Pierce kick failed), BC-01:06 Matt Quinn 1 yd run (Taylor Begley kick); (4) BC-02:19 Boomer Johnson 22 yd pass from Jeff Duggins (Bobby Leffew pass). Attendance - 8,264

Class 3A

Highlands	21	0	20	7	-	48
Owensboro	7	3	0	0	-	10

(1) HIGH-11:47 Brett Hamblen 91 yd kickoff return (Brennan Jones kick), HIGH-06:31 Gino Guidugli 1 yd run (Brennan Jones kick), OWEN-01:03 Getty Cavitt 2 yd run (Logan Johnson kick), HIGH-00:00 Brent Grover 41 yd pass from Gino Guidugli (Brennan Jones kick); (2) OWEN-07:37 Logan Johnson 37 yd field goal; (3)

HIGH-10:32 Jess Meloche 9 yd fumble recovery (TM rush failed), HIGH-05:52 Gino Guidugli 2 yd run (Brennan Jones kick), HIGH-04:50 Adam Johnston 33 yd interception return (Brennan Jones kick); (4) HIGH-05:37 Jess Meloche 1 yd run (Brennan Jones kick). Attendance - 4,850

Class 4A

Bryan Station	0	6	15	7	[3]	- 31
St. Xavier	0	14	0	14	[6]	- 34

(2) STX-08:43 Benny Butler 15 yd run (Justin Bickett kick), BS-07:47 Eric Shelton 77 yd run (Ryan Pearl kick blocked), STX-00:08 Ryan Payne 1 yd run (Justin Bickett kick); (3) BS-06:58 J.T. Haskins 3 yd run (Eric Shelton rush), BS-02:46 Eric Shelton 3 yd run (Ryan Pearl kick); (4) STX-09:04 Eric Saling 1 yd run (Justin Bickett kick), BS-05:16 Rob. Haskins 49 yd pass from J.T. Haskins (Ryan Pearl kick), STX-01:14 Nick Legel 2 yd run (Justin Bickett kick); OT-BS - Ryan Pearl 24 yd field goal, OT-STX - Ryan Payne 1 yd run. Attendance - 11,640

1998

Class 1A

Mayfield	0	0	6	0	-	6
Middlesboro	7	13	0	7	-	27

(1) MID-3:36 David Kelley 5-yard run (Dustin Wynn kick); (2) MID-10:37 Wynn 33-yard FG, MID-7:22 Scott Powell 60-yard run (Wynn kick), MID-1:16 Wynn 32-yard FG; (3) MAY-0:15 Bo Neely 14-yard run (Ryan Ivey kick); (4) MID-1:51 Powell 54-yard run (Wynn kick). Attendance - 6,170

Class 2A

Caldwell County	0	7	6	25	-	38
Danville	7	7	0	14	-	28

(1) D-6:59 Jeremy Britt 1-yard run (Will Lucas kick); (2) D-11:43 Brian Rowland 86-yard run (Lucas kick), C-2:46 Craig Wyatt 52-yard pass from Stewart Childress (Kelly Davis kick); (3) C-5:08 Craig Wyatt 36-yard pass from Childress (kick blocked); (4) D-11:52 Britt 29-yard run (Lucas kick), C-10:43 Childress 72-yard run (pass failed), D-9:07 Britt 17 yd run (Lucas kick), C-6:36 Jerold Fuqua 31-yard run (kick failed), C-4:11 Fuqua 23-yard fumble recovery (kick failed), C-0:55 Fuqua 9-yard run (Davis kick). Attendance - 6,742

Class 3A

Waggener	0	0	0	7	-	7
Highlands	7	21	14	14	-	56

(1) H-5:20 Jared Lorenzen 17-yard run (Brennan Jones kick); (2) H-8:07 Lorenzen 1-yard run (Jones kick), H-4:26 Brian Ulbricht 8-yard run (Jones kick), H-1:33 Lorenzen 1-yard run (Jones kick); (3) H-11:46 Noah Gibson 91-yard kickoff return (Jones kick), H-0:34 Ulbricht 3-yard run (Jones kick); (4) H-7:41 Gibson 32-yard run (Jones kick), H-6:37 Brenden Zenni 14-yard run (Jones kick), W-4:57 D'Juan Means 11-yard run (Aaron Pentecost kick). Attendance - 7,564

Class 4A

Male	7	10	7	7	-	31
Tates Creek	0	7	0	0	-	7

(1) M-2:12 Jason Harris 24-yard pass from Gerry Ahrens (Jeff Jecker kick); (2) M-8:49 Garner Byars 42-yard pass from Ahrens (Jecker kick), TC-5:56 Jamarr Alexander 48-yard pass from Ben Reust (Aaron Camenisch kick), M-1:48 Jecker 33-yard FG; (3) M-8:35 Montrell Jones 46-yard interception return (Jecker kick); (4) M-3:30 D'Juan Ditto 12-yard pass from Ahrens (Matt Hawkins kick). Attendance - 8,231

1997

Class 1A

Beechwood	0	0	20	6	-	26
Harrodsburg	0	0	0	0	-	0

Scoring
(3) B-Adam Wulfeck 11-yard run (kick failed) 4:16; B-Wulfeck 3-yard run (Josh Bishop Carry) 2:51; B-Wulfeck 2-yard run (kick failed) 1:29; (4) B-Wulfeck 7-yard run (kick failed). Attendance - 4,879

STATE CHAMPIONSHIP GAME LINESCORES

Class 2A

Bourbon County 13 6 0 20 - 39
Owensboro Cath. 0 7 7 14 - 29
(1) B-Carter Conley 1-yard run (Kyle St. John kick) 9:05; B-Tim Perysian 3-yard run (run failed) 1:53; (2) OC-Chad Dickens 1-yard run (Shawn Payne kick) 4:40; B-Conley 1-yard run (pass failed) 0:19; (3) OC-Billy Boorman 1-yard run (Payne kick) 7:28; (4) B-Conley 15-yard run (pass failed); OC-Jason O'Bryan 42-yard pass from Dickens (Matt Wilkins pass from Dickens) 7:37; B-Jeremy Wigglesworth 86-yard return of blocked FG (Nick Kendall kick) 3:43; B-Tim Perysian 36-yard run (kick failed) 1:19; OC-O'Bryan 24-yard pass from Dickens (pass failed) 0:59. Attendance - 7,355

Class 3A*

Covington Catholic 7 7 7 0 - 21
Hopkinsville 0 0 7 6 - 13
(1) CC-Jeremy Madden 28-yard run (Kevin Goetz kick) 1:25; (2) CC-Madden 1-yard run (Goetz kick) 4:48; (3) CC-Pat McDermott 36-yard run (Goetz kick) 10:02; H-Artose Pinner 76-yard run (Mitch Cotthoff kick) 1:18; (4) H-Travis Hampton 11-yard run (kick failed) 8:59. Attendance - 5,135

*Please note that due to KHSAA sanctions imposed on Hopkinsville that the runner-up finish has been vacated. The official score is Covington Catholic 1, Hopkinsville 0.

Class 4A

Trinity 0 0 0 0 - 0
St. Xavier 0 0 3 0 - 3
(3) STX-Ben Bosscher 26-yard FG 2:22. Attendance - 22,760

1996

Class 1A

Harrodsburg 0 6 0 8 [0] - 14
Beechwood 7 0 7 0 [7] - 21
(1) B-John Wisher 1-yard run (Adam Wulfeck kick) 3:08; (2) H-Charlie Holiday 3-yard run (kick failed) 5:53; (3) B-Wischer 2-yards run (Wulfeck kick) 4:01; (4) H-Lamar Stigall 8-yard run (K. Dunn run) 6:49; (OT) B-Wulfeck 8-yard run (Wulfeck kick). Attendance - 3,950

Class 2A

Ft. Knox 14 0 7 0 - 21
Breathitt County 0 12 0 13 - 25
(1) F-Derek Homer 1-yard run (Chris Steiner kick) 8:58; F-Yarnell Collins 8-yard run (Steiner kick) 1:49; (2) B-Tim Barnett 25 pass from K. Moore (pass failed) 3:33; B-Phillip Watts 43 pass from Moore (pass failed) 2:11; (3) F-Homer 4-yard run (Steiner kick) 5:58; (4) B-Watts 35 pass from Moore (pass failed) 9:18; B-Watts 20 pass from Moore (J.K. Little kick) 0:15. Attendance - 5,335

Class 3A

Hopkinsville 7 7 0 0 - 14
Highlands 0 7 14 0 - 21
(1) HP-Travis Hampton 6-yard run (Russ Guffey kick) 3:28; (2) HP-Hampton 20-yard run (Guffey kick) 6:25; HI-Randy Stegman 69 pass from P.J. Sauer (Damon Chuke kick) 0:45; (3) HI-Justin Frisk 5-yard run (Chuke kick) 8:49; HI-Frisk 5-yard run (Chuke kick) 0:10. Attendance - 8,235

Class 4A

Nelson County 7 7 0 14 [7] - 35
Paul Dunbar 3 14 3 8 [6] - 34
(1) PD-Kevin Art 41-yard FG 2:55; NC-Cody Brown 89-yard kickoff return (Kaleen Matthews kick) 2:42; (2) PD-Dougie Allen 37-yard pass from Ben Meighan (Art kick) 11:53; NC-Anthony Boggs 70-yard run (Matthews kick) 11:02; PD-Allen 22-yard pass from Meighan (Art kick) 7:30; (3) PD-Art 28-yard FG 6:16; (4) NC-Jarrod Benningfield 10-yard pass from Gabe Stone (Matthews kick) 6:01; NC-Stone 27-yard interception return (Matthews kick) 3:46; PD-Allen 15-yard pass from Meighan (Rod Johnson run) 1:08; (OT) NC-Benningfield 1-yard run (Matthews kick); PD-Allen 10-yard pass from Meighan (kick failed). Attendance - 8,145

1995

Class 1A

Beechwood 6 8 0 13 - 27
Mayfield 6 8 6 8 - 28
(1) M-Mike Bright 3-yard run (kick failed) 7:08; B-Brian Bishop 53-

yard pass from John Wischer (kick failed) 5:22; (2) B-Wischer 1-yard run (Lubrecht run) 9:10; M-Jeff Concentine 40-yard pass from Mike Kemp (Mike Bright run) 0:11; (3) M-Terrell Starks 14-yard run (kick failed) 5:29; (4) Brian Bishop 35-yard pass from Wischer (Blake Berger kick) 3:29; M-Mike Bright 2-yard run (Concentine pass from Schloesser) 2:29; B-Dustin Jones 11-yard pass from Wischer (pass failed) 1:19. Attendance - 5,850

Class 2A

Breathitt Co. 0 6 14 8 [7 7] - 42
Franklin-Simpson 7 7 0 14 [7 0] - 35
(1) FS-Phil Smith 5-yard run (Michael Eubanks kick) 5:32; (2) FS-Nick Thurmond 1-yard run (Eubanks kick) 7:47; B-Phillip Watts 14-yard pass from Waylon Chapman (kick failed) 5:23; (3) B-James Harris 13-yard run (run failed) 9:20; B-Kenneth Combs 1-yard run (Waylon Chapman kick) 4:59; (4) FS-Chad Spencer 11-yard interception return (Eubanks kick) 10:39; FS-Phil Smith 9-yard run (Eubanks kick) 3:02; B-Darrin Saylers 38-yard pass from Chapman (J. Chapman run) 1:59; (OT) FS-Phil Smith 3-yard run (Eubanks kick); B-Jonathan Chapman 2-yard run (Nate Poe kick); B-Phillip Watts 6-yard pass from Waylon Chapman (Poe kick). Attendance - 5,850

Class 3A

Highlands 0 6 6 0 - 12
Bowling Green 0 7 7 14 - 28
(2) B-Derrick Kennedy 20-yard pass from Sylvester Gray (Will Wade kick) 7:35; H-Justin Frisk 15-yard pass from P.J. Sauer (kick failed) 0:04; (3) B-Brian Harpool 10-yard run (Wade kick) 8:32; H-Randy Stegman 5-yard pass from Sauer (pass failed) 1:12; (4) B-Delvin Colton 18-yard run (Wade kick) 1:58; B-Harpool 2-yard run (Wade kick) 1:16. Attendance - 6,375

Class 4A

Henry Clay 0 0 0 0 - 0
St. Xavier 12 7 0 7 - 26
(1) STX-Tendai Charasika 1-yard run (kick failed); 9:22; STX-Charasika 3-yard run (run failed) 1:27; (2) STX-Casey Henderick 41-yard fumble return (Andrew Wheeler kick) 5:11; (4) STX-Jay Arnold 5-yard pass from Kirk Esaray (Wheeler kick) 1:12. Attendance - 9,135

1994

Class 1A

Murray 7 0 7 2 - 16
Beechwood 6 6 6 0 - 18
(1) M-Chris Cheany 2-yard run (Greg Miller kick) 4:39; B-Brett Brockhoeft 65-yard pass from Greg Hergott (kick failed) 2:03; (2) B-Jeff Lubrecht 10-yard run (run failed) 8:41; (3) M-Allen Thompson 13-yard run (Miller kick) 5:38; B-Brockhoeft 52-yard run (run failed) 4:17; (4) M-Hergott takes snap and runs into endzone for safety 0:00. Attendance - 5,000

Class 2A

Bullitt East 0 0 0 7 - 7
Danville 7 6 12 14 - 39
(1) D-Derrick Huston 19-yard run (Jonathan Vanderpool kick) 10:58; (2) D-Jose Pope 27-yard pass from Mike Floro (kick failed) 0:53; (3) D-Ben Kinley 11-yard run (run failed) 5:11; D-Jonathan Vanderpool 14-yard pass from Floro (pass failed) 0:38; (4) D-Corey Harris 4-yard run (Vanderpool kick) 10:03; D-Floro 1-yard run (Vanderpool kick) 8:19; BE-Eric McCauley 33-yard pass from Brandon Egan (Newton Farious kick) 5:48. Attendance: 6,550

Class 3A

Bowling Green 7 6 8 0 - 21
Covington Catholic 0 9 8 7 - 24
(1) BG-Brian Harpool 22-yard pass from Ryan Wiesemann (Wiesemann kick) 4:34; (2) BG-Wiesemann 1-yard run (kick failed) 9:58; CC-John Dailey 1-yard pass from Kevin Cogswell (kick failed); 3:23; CC-Terry Farro 40-yard FG 0:02; (3) BG-Wiesemann 3-yard run (Wiesemann pass to Bailey) 5:30; CC-Cogswell 3-yard run (John Dailey run) 0:00; (4) CC-Galen Healey 2-yard run (Farro kick) 4:15. Attendance - 6,875

Class 4A

Trinity 14 0 0 7 - 21
Boone County 0 7 0 0 - 7
(1) T-Shawn Johnson 89-yard kickoff return (Bironas kick) 11:47;

T-Chris Cash 1-yard run (Bironas kick) 1:56; (2) BC-Shaun Alexander 1-yard run (Aaron Byrd kick) 2:53; (4) Johnson 56-yard run (Bironas kick) 3:58. Attendance - 11,425

1993

Class 1A

Beechwood 7 0 6 0 - 13
Bardstown 0 6 6 0 - 12
(1) BW-Jeff Lubrecht 7-yard run (Shane Bishop kick) 3:01; (2) BT-Toine Culbert-William Redd 21-yard pass play from Jeff Floyd (kick failed) 0:07; (3) BW-Brett Brockhoeft 2-yard run (kick failed) 5:48; BT-Reggie Boggs 6-yard run (run failed) 0:05. Attendance - 3,860

Class 2A

Prestonsburg 0 0 6 6 - 12
Mayfield 0 0 0 13 - 13
Scoring

(3) P-Seth Hyden 7-yard run (kick failed) 6:09; (4) P-Thomas Ratliff 13-yard run (run failed) 8:32; M-Ceaphus Tyler 3-yard run (Carson Gream kick) 7:42; M-Montez Benjamin 4-yard run (run failed) 4:38. Attendance - 3,975

Class 3A

Covington Catholic 14 14 0 0 - 28
Lincoln County 7 0 0 6 - 13
(1) CC-Mitchell Jobe 56-yard run (Rob Farrell kick) 8:31; CC-Jeremy Simpson 33-yard run (Dave Francis kick) 5:08; CC-Dustin Hicks 10-yard fumble return (Farrell kick) 0:09; (2) CC-Jobe 5-yard run (Farrell kick) 8:28; CC-Jobe 56-yard run (Farrell kick) 2:53; (4) LC-Julian Gander 6-yard run (2-pt conversion failed) 1:05. Attendance - 4,150

Class 4A

Male 0 0 14 15 - 29
Shelby County 0 0 7 0 - 7
(3) M-Ibn Green 23-yard pass from Chris Redman (Robert Walker kick) 10:36; M-Green 20-yard pass from Redman (Walker kick) 4:33; SC-Montas Allen 25-yard blocked punt return (Brad Hooligan kick) 0:07; (4) M-Dameon Wardlow 96-yard fumble return (Twyon Grady from Jason Schmitt) 4:33; M-Alvin Lloyd 47-yard run (Walker kick) 2:24. Attendance - 3,820

1992

Class 1A

Bardstown 0 14 0 0 - 14
Beechwood 7 7 0 7 - 21
(1) BW-Greg Hergott 15-yard run (Wulfeck kick) 8:05; (2) BT-T.J. Allen 4-yard run (pass failed) 9:06; BW-Brandon Berger 29-yard run (Wulfeck kick) 6:42; BT-William Redd 3-yard run (Redd run) 2:48; (4) BW-Brad Wulfeck 10-yard run (Wulfeck kick) 3:52. Attendance - 5,590

Class 2A


Mayfield 0 7 0 0 - 7
Danville 7 0 0 27 - 34
(1) M-Chris Barnes 8-yard run (Gream kick) 1:03; (2) D-Colin Rogers 6-yard run (Vanderpool kick) 6:10; (4) D-Colin Rogers 3-yard run (Vanderpool kick) 10:08; D-Ben Kinley 23-yard run (Vanderpool kick) 5:58; D-Joel Gray 44-yard run (run failed) 2:46; D-Ben Kinley 63-yard interception return (Vanderpool kick) 1:29. Attendance - 4,840

Class 3A

Paducah Tilghman 0 0 0 6 - 6
Highlands 7 0 0 8 - 15
(1) HI-Corey Scarlato 1-yard run (Huddleston kick) 2:33; (2) HI-Matt Huddleston 44-yard FG blocked 8:22; (3) HI-Huddleston 28-yard FG no good 10:18; (4) HI-Adam Crawford 1-yard run (Duffy pass to Grimm) 5:53; PT-George Hamilton 6-yard pass from B.J. Haskins (2-pt. Conversion failed) 1:43. Attendance - 4,475

Class 4A

St. Xavier 0 0 0 3 - 3
Boone County 0 0 0 0 - 0
(2) BC-Dave Merlo 34-yard FG failed 3:22; (4) BC-Aaron Byrd 40-yard FG failed 11:56; STX-Will Fishback 30-yard FG 8:21. Attendance - 6,685



STATE CHAMPIONSHIP GAME LINESCORES

1991

Class 1A						
Pikeville	0	0	0	6	-	6
Beechwood	6	14	14	0	-	34
(1) BW-Joe Johnson 1-yard run (kick failed) 8:32; (2) BW-Brandon Berger 74-yard run (pass failed) 10:49; BW-Craig Wilmhoff 1-yard run (Berger run) 5:40; (3) BW-Brandon Berger 68-yard run (Wilmhoff pass to Berger) 10:36; BW-Berger 64-yard run (kick failed) 5:09; (4) P-Darrell Ratliff 6-yard run (run failed) 9:44. Attendance - 3,725						

Class 2A

Mayfield	0	0	7	7	-	14
Danville	7	3	7	0	-	17
(1) D-Marty Bradshaw 5-yard run (Jon Vanderpool kick) 2:21; (2) D-Jon Vanderpool 22-yard FG 11:14; (3) M-Chris Barnes 1-yard run (Gream Carson kick) 3:48; D-Paul Morse 29-yard run (Vanderpool kick) 1:07; (4) M-Ojay Lancaster 10-yard pass from Ben Brown (Gream kick) 3:46. Attendance - 2,765						

Class 3A

Bell County	7	14	0	14	-	35
Meade County	7	0	6	0	-	13
BC-Robbins 2-yard run (Smith kick); MC-Abell 2-yard run (Gable kick); BC-Jones run (pass failed); BC-Robbins 1-yard run (Robbins run); MC-Valentine 1-yard run (kick failed); BC-Robbins 1-yard run (Jones run); BC-Smith 1-yard run (kick failed). Attendance - 6,125						

Class 4A

George R. Clark	6	0	8	14	-	28
St. Xavier	0	14	7	0	-	21
(1) GRC-Tim Hampton 74-yard run (kick failed) 3:51; (2) STX-Carl Daley 5-yard run (Mike Conklin kick) 10:52; STX-Lee Wagner 2-yard run (Conklin kick) 7:13; (3) GRC-Eric Clay 9-yard run (Jerome Embry pass to Hampton) 5:57; STX-Jerry Hobbs 1-yard run (Conklin kick) 1:40; (4) GRC-Hampton 8-yard run (Hampton yard run (Hampton kick) 8:58; GRC-Hampton 46-yard run (Hampton kick) 7:42. Attendance - 11,575						

1990

Class 1A						
Russellville	0	7	12	2	-	21
Bellevue	7	0	0	0	-	7
(1) B-David Kiefer 96-yard kickoff return (Stevenson kick) 11:44; (2) R-Andre Morris 2-yard run (David kick) 0:10; (3) R-Onessa Duncan 1-yard run (kick failed) 7:32; R-Larry Johnson 4-yard run (run failed) 6:31; (4) R-Todd Lay tackled in endzone for safety 5:42. Attendance - 3,750						

Class 2A

Fort Knox	0	7	7	7	-	21
Corbin	0	7	0	0	-	7
(2) C-Brent Canady 31-yard run (Brad Rucker kick) 10:15; FK-Chazz Lewis 1-yard run (Jimmy Jacobson kick) 4:01; (3) FK-Lewis 13-yard run (Jacobson kick) 4:02; (4) FK-Daniel Davis 3-yard run (Jacobson kick) 0:13. Attendance - 6,100						

Class 3A

Lincoln County	0	7	0	6	-	13
Paul Blazer	7	7	7	14	-	45
(1) PB-Chris Hutt 67-yard run (Clayton Hill kick) 7:37; (2) PB-Charlie Johnson 2-yard run (Hill kick) 10:06; LC-Chris VanHook 1-yard run (VanHook kick) 0:04; (3) PB-Hutt 24-yard run (Hill kick) 6:59; (4) PB-Hutt 21-yard run (Hill kick) 9:23; LC-Chris Henderickson 75-yard fumble return (pass failed) 5:32; PB-Charlie Johnson 1-yard run (Hill kick) 0:10. Attendance - 7,250						

Class 4A

Warren Central	0	0	0	14	-	14
Trinity	6	0	0	21	-	27
(1) T-Ricky Boeckmann 1-yard run (kick failed) 2:12; (4) T-Craig DeSensi 1-yard run (run failed) 7:02; WC-Damon Hood 7-yard run (Hood kick) 4:58; T-Leon Smith 99-yard kickoff return (Rickie Boeckman kick) 4:43; WC-Hilton Isable 85-yard pass to Sean Stevenson (Hood kick) 3:50; T-DeSensi 13-yard run (DeSensi pass to Smith) 3:02. Attendance - 8,376						

1989

Class 1A						
Pikeville	0	14	6	0	-	20
Trigg Co.	0	7	0	0	-	7
(2) P-Jason Howard 4-yard run (Bailey kick) 10:47; TC-Greg Bridges 1-yard run (Stinson kick) 4:13; P-Steve Bailey 1-yard run (Bailey kick) 2:26; (3) P-Bailey 9-yard run (kick failed) 1:00. Attendance - 5,400						

Class 2A

Mayfield	0	0	3	0	-	3
Danville	0	0	7	0	-	7
(3) M-Matt Enlow 42-yard FG 5:51; D-Donnie Redd 47-yard run (Rightmyer kick) 4:20. Attendance - 4,150						

Class 3A

Highlands	0	0	0	7	-	7
Paducah Tilghman	3	0	0	0	-	3

Scoring

(1) PT-Curt Cromwell 41-yard FG 3:28; (4) HI-Shane Daugherty 6-yard pass from Chris Gallicchio (Silz kick) 5:53. Attendance - 3,150

Class 4A

Trinity	0	14	7	7	-	28
Warren Central	7	7	0	0	-	14
(1) WC-Reid Tracey 37-yard pass from J.J. Jewell (Towe kick) 7:27; (2) WC-Jewell 1-yard run (Towe kick) 11:58; T-Leon Smith 50-yard pass from Craig DeSensi (Boeckmann kick) 10:03; T-Troy Johnson 1-yard run (Boeckmann kick) 3:03; (3) T-Smith 11-yard pass from DeSensi (Boeckmann kick) 2:56; (4) T-Jamie Roberts 2-yard run (Boeckmann kick) 4:16. Attendance - 3,470						

1988

Class 1A						
Harrodsburg	7	3	0	0	-	10
Pikeville	0	0	14	14	-	28
(1)H-Ford 4-yard run (Meilstrup kick) 2:14; (2) H-Meilstrup 26-yard FG 1:58; (3) P-McCoy 27-yard fumble return (McCoy kick) 11:49; P-Deramus 10-yard run (McCoy kick) 5:15; (4) P-Hackney 2-yard run (McCoy kick) 11:41; P-Hackney 2-yard run (McCoy kick) 3:26. Attendance - 4,200						

Class 2A

Fort Knox	14	7	14	10	-	45
Somerset	0	7	7	7	-	21
(1) FK-Thompson 50-yard run (Bradley kick) 5:59; FK-Pollard 47-yard run (Bradley kick) 2:23; (2) FK-Pollard 48-yard pass from Thompson (Bradley kick) 9:27; S-Harris 5-yard pass from Cain (Lynch kick) 2:26; (3) FK-Alderman 93-yard kickoff return (Bradley kick) 11:46; S-E. Jones 1-yard run (Lynch kick) 8:45; FK-Little 1-yard run (Bradley kick) 2:24; (4) FK-Pollard 18-yard pass from Thompson (Bradley kick) 10:30; FK-Bradley 23-yard FG 4:50; S-Jones 14-yard run (Lynch kick) 2:33. Attendance - 3,300						

Class 3A

Paducah Tilghman	0	17	0	7	[0]	- 24
Covington Catholic	0	3	0	21	[6]	- 30
(2) CC-Butler 30-yard FG 11:47; PT-K. Johnson 84-yard kickoff return (Cromwell kick) 11:35; PT-Wells 7-yard pass from Donald (Cromwell kick) 5:28; PT-Cromwell 25-yard FG 0:00; (4)CC-Ruh 11-yard run (Butler kick) 10:46; CC-Murphy 10-yard pass from Hladen (Butler kick) 8:09; CC-Ruh 4-yard run (Butler kick) 3:27; PT-Johnson 34-yard pass from Wyatt (Cromwell kick) 2:39; (OT) CC-Spivey 4-yard pass from Hladen (kick failed). Attendance - 7,300						

Class 4A

DuPont Manual	0	0	0	0	-	0
Trinity	7	7	14	0	-	28
(1) T-Brohm 10-yard pass to Holclaw (Boeckmann kick) 2:09; (2) T-Brohm 18-yard run (Boeckmann kick) 0:51; (3) T-Johnson 47-yard run (Boeckmann kick) 9:16; T-Brohm 36-yard pass to Dziedziec (Boeckmann kick) 4:39. Attendance - 8,300						

1987

Class 1A						
Pikeville	14	7	7	0	-	28
Russellville	0	0	0	6	-	6
(1) P-Wright 29-yard pass from Blair (Pat McCoy kick) 8:16; P-Paul Deramus 2-yard run (McCoy kick) 3:39; (2) P-Hackney 13-yard run (McCoy kick) 10:58; (3) P-Hackney 6-yard run (McCoy kick) 8:00; (4) R-Washington 78-yard fumble return (pass failed) 10:06. Attendance - 3,200						

Class 2A

Danville	3	0	14	0	[7]	- 24
Mayfield	7	0	0	10	[6]	- 23
(1) D-Baughman 36-yard FG 8:03; M-Wheeler 10-yard pass from Schlosser (Alexandersen kick) 2:19; (3) D-Stewart recovers fumble in endzone (Baughman kick) 8:27; D-McDaniel 1-yard run (Baughman kick) 3:35; (4) M-Alexandersen 30-yard FG 11:40; M-Yarber 9-yard run (Alexandersen kick) 3:38; OT-D-Walker 3-yard run (Baughman kick); M-Lovelace 3-yard run (kick blocked). Attendance - 7,200						

Class 3A

Covington Catholic	2	0	0	14	-	16
Paducah Tilghman	0	6	0	0	-	6
(1) CC-Wyatt tackled in end zone for safety 4:02; (2) PT-Kurt Johnson 48-yard pass from Randy Wyatt (kick failed) 0:14; (3) CC-Le-gay 10-yard pass from Bieger (Fieger kick) 9:20; (4) CC-Woolf 35-yard interception return (Fieger kick). Attendance - 6,800						

Class 4A

Boone County	0	0	0	14	-	14
Shelby County	10	0	7	0	-	17
(1) SC-Hankins 22-yard FG 8:54; SC-Warfield 2-yard run (Hankins kick) 2:26; (3)SC-R. Hicks 21-yard run (Hankins kick) 0:41; (4) BC-Smith 21-yard pas from Dinn (Bernier kick) 10:31; BC-Smith 6-yard run (Bernier kick) 2:11. Attendance - 6,800						

1986

Class 1A						
Cumberland	6	6	0	0	-	12
Heath	7	0	7	13	-	27
P-Kevin Rhinehart 1-yard run (kick failed); H-Jamie Jones 7-yard run (Heath Cartwright kick); C-Edward Clark 66-yard pass from Freddie Maggard (run failed); H-Jamie Jones 1-yard run (Cartwright kick); H-Reggie Marshall 2-yard run (Cartwright kick); H-Jones 23-yard run (kick failed). Attendance - n/a						

Class 2A

Newport Cent. Cath.	14	0	0	0	[6]	- 20
Mayfield	0	14	0	0	[7]	- 21
NCC-Hargis 55-yard fumble recovery (Gabbard kick); NCC-Jacobs 27-yard pass from Gabbard (Gabbard kick); M-Johnson 49-yard pass from Mathis (Stinson kick); M-Johnson 51-yard pass from Mathis (Stinson kick); M-Brown 1-yard run (Stinson kick); NCC-Jacobs 5-yard pass from Gabbard (pass failed). Attendance - n/a						

Class 3A

Belfry	0	0	0	0	-	0
Owensboro	7	0	7	0	-	14
O-Maurice White 86-yard run (Mark Freer kick); O-White 79-yard run (Freer kick). Attendance - n/a						

Class 4A

Boone County	0	7	0	7	-	14
St. Xavier	0	13	6	8	-	27
STX-Mueller 9-yard run (Blumeier kick); BC-Mullins 18-yard run (Jim Art kick); STX-Houk 51-yard run (kick failed); STX-Caldwell 3-yard run (pass failed); BC-Shehan 35-yard pass from Mullins (Art kick); STX-Houk 71-yard run (Houk kick). Attendance - n/a						

1985

Class 1A						
Paintsville	6	0	0	0	-	6
Crittenden Co.	0	7	7	0	-	14
(1) Joey Couch 2-yard run (pass failed) 6:33; (2) CC-Denis Hodges 35-yard punt return (Buddy McDaniel kick); (3) CC-Donnie Phillips 5-yard run (McDaniel kick). Attendance - n/a						

STATE CHAMPIONSHIP GAME LINESCORES

Class 2A

Newport Cent. Cath.	0	0	0	8	-	8
Mayfield	6	3	7	2	-	18

M-Ricky Rush 16-yard run (kick failed); M-Kevin Stinson 41-yard FG; M-Steve Carman 6-yard run (Stinson kick); NCC-Bran Haigis 1-yard run (Jack Klein pass from Gary Gabbard fumbled lateral out of end zone. Attendance - n/a

Class 3A

Belfry	0	7	0	7	-	14
Paducah Tilghman	0	13	0	16	-	29

B-Jimmy Stepp 10-yard pass from Dwayne Francisco (Mark Cook kick); PT-Neal Clark 23-yard pass from Neale Chubler (Tim Bacon kick); PT-Trey McGinty 10-yard pass from Chubler (kick blocked); PT-Bacon 21-yard FG; B-Bruce Johnson 1-yard run (Cook kick); PT-Willie Shumpert 36-yard run (Bacon kick); PT-Demon Morris 60-yard interception return. Attendance - n/a

Class 4A

Lafayette	0	7	0	0	-	7
Trinity	7	14	7	0	-	8

T-Marty Diehl 1-yard run (Brian Weihe kick); T-Eddie Stratton 9-yard pass from Brian Stahlman (Weihe kick); T-Diehl 53-yard punt return (Weihe kick); L-Vic Johnson 41-yard pass from Mark Lunsford (T.G. Shuck kick); T-Stratton 23-yard pass from Stahlman (Weihe kick). Attendance - 6,000

1984

Class 1A

Paris	0	14	6	6	-	26
Beechwood	0	21	7	7	-	35

P-Tom Reed 6-yard run (Frank Whitney kick); B-Scott Tackett 1-yard run (Mike Ward kick); P-Scott Whitaker 22-yard run (Whitney kick); B-Rod Miller 48-yard pass from Chris Bowling (Ward kick); B-Tackett 1-yard run (Ward kick); P-Tommy Sheen 24-yard run (kick failed); B-Scott Tackett 46-yard run (Ward kick); P-Whitaker 3-yard run (run failed); B-Tackett 22-yard run (Ward kick). Attendance - 5,618

Class 2A

Fort Knox	0	0	0	7	-	7
Newport Cent. Cath.	0	6	0	6	-	12

(2) NCC-Frank Jacobs 31-yard pass from Pat Richardson (kick failed); (4) FTK-Pat Williams 1-yard run (David Edmond kick); NCC-Rob Messmer 20-yard pass from Richardson (pass failed). Attendance - 5,618

Class 3A

Hopkinsville	0	0	0	6	-	6
Danville	10	7	0	7	-	24

D-Eric Alcorn 87-yard run (Robert Dye kick); D-Dye 36-yard FG; D-Jimmy Baughman 19-yard run (Dye kick); D-Jeff Lancaster 17-yard run (Dye kick); H-John Smithson 13-yard pass from Rodney Thomas (run failed). Attendance - 2,559

Class 4A

Christian County	0	7	7	0	-	14
Ballard	0	3	7	0	-	10

CC-Chuck Alston 1-yard run (Hayung Kohler kick); B-Brent Arnold 32-yard FG; B-Paul McDowell 1-yard run (Arnold kick); CC-Mack Major 1-yard run (Kohler kick). Attendance - 3,556

1983

Class 1A

Cumberland	7	0	0	6	-	13
Russellville	7	7	7	21	-	42

C-Gary Amus 11-yard pass from Johnny Lewis (Alex Knoll kick); R-Rodney Gordon 1-yard run (Sonny Green kick) R-Gordon 2-yard run (Green kick); R-Jonathan Cage 51-yard run (Green kick); R-Andy Woodall 7-yard run (Green kick); C-Richard Washington 29-yard pass from Lewis (kick failed); R-Gordon 1-yard run (Green kick); R-Brian Fruits 38-yard run (Green kick). Attendance: n/a

Class 2A

Fort Knox	0	7	12	0	-	19
Somerset	7	7	0	0	-	14

S-James Fletcher 1-yard run (Mark Mounce kick); FK-Darren Bilberry 1-yard run (Dave Edmond kick); S-Fletcher 53-yard run

(Mounce kick); FK-Tim Shaw 11-yard pass from Singer (kick failed); FK-Bilberry 66-yard run (kick failed). Attendance - 4,500

Class 3A

Conner	0	6	6	0	-	12
Franklin-Simpson	0	7	0	0	-	7

C-Artie Crawford 58-yard pass from Melvin Miles (kick failed); Franklin-Simpson Gerald Anderson 1-yard run (Anderson kick) C-Crawford 3-yard run (pass failed). Attendance - 4,000

Class 4A

Henry Clay	7	0	7	6	-	20
DeSales	0	7	0	0	-	7

HC-Tim Owsley 5-yard run (Dick Burke kick); D-Peter Wentworth 1-yard run (Paul McDonough kick); HC-Jim Anderson 5-yard run (Burke kick); HC-Burke 2-yard run (kick failed). Attendance - 3,300

1982

Class 1A

Cumberland	0	0	0	6	-	6
Paris	7	7	14	7	-	35

P-James Clark 11-yard run (Kevin Ayers kick); P-Clark 1-yard run (Ayers kick); P-Terry Rice 49-yard run (Ayers kick); P-Tommy Skeen 50-yard run (Ayers kick); P-Clark 4-yard run (Ayers kick); Greg Boggs 42-yard pass from Mark Blanton (kick failed). Attendance - n/a

Class 2A

Glasgow	0	0	0	6	-	6
Corbin	0	3	8	7	-	18

C-Harold Rudy 21-yard FG; C-Timmy Greer 5-yard run (Greg Duncan run); C-Steve Rawlings 1-yard run (Reedy kick); G-Todd Childress 3-yard run (pass failed). Attendance - 1,700

Class 3A

Highlands	6	0	0	0	-	6
Franklin-Simpson	0	0	0	0	-	0

H-Mike Thompson 30-yard pass from Jeff Krener (kick failed). Attendance - 4,000

Class 4A

Christian County	7	3	0	0	-	10
Southern	0	3	0	0	-	3

CC-Red Smith 31-yard run (Gary Craft kick); S-Tony Singleton 31-yard FG; CC-Craft 35-yard FG. Attendance - 6,000

1981

Class 1A

Paris	19	0	0	0	-	19
Bellevue	0	0	7	0	-	7

(P) Robert Maggard 23-yard run (kick failed); P-James Clark 14-yard run (pass failed); P-Doug Crumble 5-yard interception return (Louie Emmons kick); B-Mike Sutkamp 3-yard run (Sutkamp kick). Attendance - 4,000

Class 2A

Somerset	0	6	0	0	-	6
Bardstown	0	13	7	0	-	20

(2) S-Elswick 1-yard run (pass failed) 8:05; B-Kenneth Johnson 15-yard run (David Potter kick) 4:13; B-Johnson 5-yard run (kick failed) 2:26; B-Wickliffe 27-yard run, lateral from Lancaster on interception (Potter kick). Attendance - 3,500

Class 3A

Elizabethtown	3	7	8	6	-	24
Highlands	14	14	12	0	-	40

H-Fangman 21-yard pass from Abner (kick failed); E-Ransdell 28-yard FG; H-Dunn 23-yard pass from Abner (Abner run); E-Ransdell 5-yard run (Ransdell kick); H-Bankemper 56-yard run (Gillum kick); H-Abner 2-yard run (Gillum kick); H-Spritzky 40-yard pass interception return (kick failed); H-Fangman 19-yard pass from Abner (kick failed); E-Ransdell 1-yard run (Haire run); E-Grant 55-yard pass from Ransdell (run failed). Attendance - n/a

Class 4A

Henry Clay	7	0	7	6	-	20
DeSales	0	7	0	0	-	7

HC-Tim Owsley 5-yard run (Dick Burke kick); D-Peter Wentworth

1-yard run (Paul McDonough kick); HC-Jim Anderson 5-yard run (Burke kick); HC-Burke 2-yard run (kick failed). Attendance - 3,300

1980

Class 1A

Bellevue	0	0	0	0	-	0
Russellville	7	9	0	0	-	16

R-Kevin Fruits 4-yard pass from Keb Barrett (Tim Smith kick). R-Bernard Bellamy 28-yard run (pass failed); R-Smith 32-yard FG. Attendance - 3,500

Class 2A

Corbin	0	8	0	8	-	16
Fort Campbell	7	0	0	0	-	7

(1)FC-Kevin Extine 37-yard run (Darrell Stewart kick) 4:52; (2) C-Ritchie Grigsby 1-yard run (Greg Taylor run); C-Grigsby 17-yard run (Taylor run) 9:41. Attendance - n/a

Class 3A

Conner	0	0	0	0	-	0
Franklin-Simpson	7	3	0	6	-	16

(1) FS-Young 35-yard run (Rafferty kick) 5:35; (2) FS-Dan Rafferty 33-yard FG 11:11; (4) FS-Rafferty 38-yard interception return (kick failed) 0:19. Attendance - 3,000

Class 4A

Trinity	14	0	10	7	-	31
Paducah Tilghman	0	0	0	8	-	8

(1)T-Portale 3-yard run (Otis kick)3:43; T-Thistleton 6-yard pass from Portale (Otis kick); (3)T-Havill 39-yard pass from Portale (Otis kick) 8:14; T-Otis 25-yard FG 2:23; (4) T-Blocker 17-yard pass from Portale (Otis kick) 9:52; PT-Parker 18-yard run (Marshall run) 0:38. Attendance - 7,500

1979

Class 1A

Bellevue	0	7	0	0	-	7
Madison	0	0	0	0	-	0

B-Jon Sutkamp 1-yard run (Eddie Rough kick). Attendance - 3,000

Class 2A

Pikeville	0	0	0	0	-	0
Fort Campbell	6	6	0	14	-	26

FC-Darrell Stewart 1-yard run (kick failed); FC-Bobbie Webb 15-yard run (kick failed); FC-Kevin Extine 1-yard run (kick failed); FC-Billie Church 24-yard interception return (Regional Rov run). Attendance - n/a

Class 3A

Belfry	0	0	0	0	-	0
Franklin-Simpson	14	6	7	6	-	33

FS-Kevin Krantz 3-yard run (Dan Rafferty kick); FS-Joe Phillips 1-yard run (Rafferty kick); FS-Phillips 3-yard run (kick failed); FS-Kerry Baird 12-yard fumble recovery return (Rafferty kick); FS-Krantz 10-yard run (run failed). Attendance - n/a

Class 4A

Butler	0	7	14	0	-	21
Henry Clay	7	0	0	0	-	7

HC-Tom Beauchamp 18-yard run (Sam Warren kick); B-Morris Manley 1-yard run (Manley kick); B-Dennis Kannapel 47-yard pass from Manley (Manley kick); B-Charles Alcon 27-yard run (Manley kick). Attendance - 10,000

1978

Class 1A

Fort Campbell	0	6	9	0	-	15
Paintsville	0	7	0	6	-	13

FC-Bill Cochran 2-yard return of blocked punt (run failed); P-David LeMaster 14-yard run (Darrell Pugh kick); FC-Steve Skelton 46-yard FG; FC-Don Felder 22-yard FG; P-Roger Daniel 60-yard pass from LeMaster (run failed). Attendance - n/a

Class 2A

Somerset	6	0	0	0	-	6
Mayfield	7	0	0	15	-	22

M-Marcus Moss 45-yard run (John Dillard kick); S-Thomas Venable 69-yard run (kick failed); M-Jeff Jackson 4-yard run (Greg

STATE CHAMPIONSHIP GAME LINESCORES

Hawkins run); M-Jeff Boyd 60-yard run (Dillard kick). Attendance - n/a

Class 3A

Russell 7 7 0 3 - 17
Woodford County 0 0 7 0 - 7
R-Bill Jenkins 6-yard run (Mike Keen kick); R-Brent Muncy 30-yard run (Keen kick); WC-Mark Matthews 1-yard run (John Hutcherson kick); R-Keen 24-yard FG. Attendance - n/a

Class 4A

Tates Creek 7 0 14 0 - 21
St. Xavier 7 21 0 14 - 42
STX-Mark Paslick 2-yard run (Joe Sass kick); TC-Brian Monroe 1-yard run (Monty Ott kick); STX-Tom Haner 64-yard run (Sass kick); STX-Terry Cushing 4-yard run (Sass kick); STX-Doug Redue 81-yard pickup of fumble recovery (Sass kick); TC-Monroe 1-yard run (Ott kick); TC-Monroe 2-yard run (Ott kick); STX-Kevin Wallace 24-yard run (Sass kick); STX-Wallace 6-yard run (Don Hayden kick). Attendance - 9,000

1977

Class 1A

Frankfort 0 0 0 0 - 0
Bellevue 0 7 7 7 - 21
B-Jack Hurtt 94-yard FG return (John Henderson kick); B-Mike McGurn 1-yard run (Henderson kick); B-McGurn 17-yard run (Henderson kick). Attendance - 5,600

Class 2A

Mayfield 0 6 8 0 - 14
Corbin 7 0 0 6 - 13
C-John Francioni blocked punt recovery in end zone (Tom Horvath kick); M-Jeff Puckett 35-yard blocked punt return (kick failed); M-Jeff Jackson 78-yard run (David Wyatt pass from Jeff Wyatt); C-Don Chase 15-yard pass from Brent Freeman (run failed). Attendance - 6,000

Class 3A

Shelby County 0 0 0 0 - 0
Highlands 0 6 0 0 - 6
H-Rick Moore 25-yard run (kick failed). Attendance - n/a

Class 4A

Greenup County 7 0 0 0 - 7
Trinity 7 14 0 7 - 28
T-Mike McCarty 2-yard run (Paul Martin kick); GC-Bryan Salisbury 63-yard pass from Steve Adkins (Bruce Mantz kick); T-Jim Campbell 29-yard pass from John Quillin (Martin kick); T-Greg McGuire 12-yard run (Martin kick); T-McGuire 2-yard run (Martin kick). Attendance - 6,000

1976

Class 1A

Fort Campbell 6 0 8 8 - 22
Bellevue 0 0 0 0 - 0
ScoringC-Rick Gibbs 21-yard run (run failed); FC-Andre Offut 43-yard run (Mike Moats run); FC-Gibbs 9-yard run (Offut run). Attendance - n/a

Class 2A

Mayfield 0 0 0 0 - 0
Corbin 0 0 6 0 - 6
C-Kenny Gilbert 29-yard pass from Tom Harvath (kick failed). Attendance - n/a

Class 3A

Lloyd Memorial 7 14 0 3 - 24
Shelby County 0 0 0 0 - 0
LM-Dave Smith 1-yard run (Tim Pumphrey kick); LM-Lockard 6-yard run (Pumphrey kick); LM-Smith 2-yard run (Pumphrey kick); LM-Pumphrey 22-yard FG. Attendance - n/a

Class 4A

Trinity 14 14 0 0 - 28
Henderson County 14 10 0 0 - 24
T-Mike McCarty 2-yard run; T-McCarty 6-yard run; T-Greg Scales 32-yard fumble recovery return; T-Jim Campbell 7-yard pass from

John Quillin; T-McCarty conversion run; T-McCarty conversion run; HC-Clarence Fisher 70-yard pass from Terry Pickenpaugh; HC-Fisher 94-yard kickoff return; HC-Mike Higgins 63-yard run; HC-Alan Hazelwood two-point conversion pass from Peckenpaugh; HC-Mark Duckworth PAT; HC-Duckworth 34-yard FG. Attendance - 8,500.

1975

Class 1A

Luldown 0 7 0 0 - 7
Heath 0 0 0 6 - 6
L-Jim Lokesak 4-yard run (Lokesak kick); H-Ardell Nance 17-yard pass from Terry Fletcher (kick failed). Attendance - n/a

Class 2A

Scott County 0 0 0 22 - 22
Middlesboro 7 0 0 13 - 20
M-Jay Welch 1-yard run (Welch kick); M-Billy Hamblin 3-yard run (Welch kick); SC-Carl Collins 42-yard pass from Tim Mitchell (Tom White kick); SC-Charles Jackson 51-yard lateral from Collins (Collins pass from Jackson); SC-Johnson 58-yard run (White kick); M-Joe Bowling 12-yard pass from Welch (pass failed). Attendance - n/a

Class 3A

Highlands 0 7 0 14 - 21
Franklin-Simpson 0 0 0 0 - 0
H-Rick Pendery recovered blocked punt in end zone (Ron Malone kick); H-Pendery 8-yard pass from Tom Roberts (Malone kick); H-Malone 48-yard pass interception return (Malone kick). Attendance - n/a

Class 4A

Paul Blazer 0 0 0 0 - 0
St. Xavier 0 7 7 6 - 20
STX-David King 22-yard pass from Rick Buehner (Phil Hettich kick); STX-Jim Karbo 58-yard run (Hettich kick); STX-R. Buehner 5-yard run (kick failed). Attendance - 11,500

CHAMPIONSHIP GAME ATTENDANCE

Year	Class 1A	Class 2A	Class 3A	Class 4A	Class 5A	Class 6A
1984	5,618	5,618	2,559	3,536		
1985	Not Available					
1986	Not Available					
1987	3,200	7,200	6,800	6,800		
1988	4,200	3,300	7,300	8,300		
1989	5,400	4,150	3,150	3,470		
1990	3,750	6,100	7,250	8,376		
1991	3,725	2,765	6,125	11,575		
1992	5,590	4,840	4,475	6,685		
1993	3,860	3,975	4,150	3,820		
1994	5,000	6,550	6,875	11,425		
1995	5,850	5,850	6,375	9,135		
1996	3,850	5,335	8,235	8,145		
1997	4,879	7,355	5,435	22,760		
1998	6,170	6,742	7,564	8,231		
1999	7,445	8,264	4,850	11,640		
2000	7,714	6,728	5,457	10,119		
2001	5,172	6,150	9,140	20,485		
2002	4,137	5,340	8,722	20,511		
2003	5,145	5,055	10,057	26,430		
2004	5,917	7,522	6,936	11,024		
2005	4,709	7,726	5,875	21,424		
2006	4,396	6,814	7,379	10,623		
2007	3,792	5,679	7,619	7,603	6,231	15,696
2008	3,316	4,635	3,917	6,103	5,206	11,556
2009	3,582	4,157	6,106	6,837	6,695	9,962
2010	5,761	7,964	5,792	13,167	5,959	9,116
2011	5,386	7,077	5,360	7,023	8,623	6,691
2012	6,038	8,756	7,116	8,312	9,104	7,412