

2014 Russell Athletic/KHSAA Commonwealth Gridiron Bowl



Western Kentucky University
Houchens Industries - L.T. Smith Stadium
Bowling Green
December 5-6, 2014

2014-2015 KHSAA Board of Control



President
Carrell Boyd
Princeton
Regions 1-2
(2013-2017)



President-Elect
Jeff Saylor
Molus
Regions 13-14
(2012-2016)



Director
John Barnes
Lexington
Regions 9-16
(2013-2017)



Director
Bill Beasley
Henderson
At-Large
(2012-2016)



Director
Kim Parker-Brown
Lexington
At-Large
(2013-2017)



Director
Donna Bumps
Bowling Green
Regions 1-8
(2013-2016)



Director
Ron Dawn
Newport
Regions 9-16
(2012-2016)



Director
Mike Deaton
Lexington
Regions 5 & 8
(2014-2018)



Director
Mark Evans
Louisville
Regions 1-8
(2014-2018)



Director
Pete Galloway
Sedalia
KDE Appointed
Member
(2014-2018)



Director
Gwen Gibbs
Campton
Regions 9-16
(2013-2015)



Director
Dana Guyer
Louisville
At-Large
(2011-2015)



Director
Scott Hawkins
Versailles
Regions 11-12
(2013-2017)



Director
Marion Miller
Louisville
Regions 1-8
(2014-2018)



Director
Steve Riley
Glasgow
Regions 3-4
(2011-2015)



Director
Stan Steidel
Cold Spring
Regions 9-10
(2011-2015)



Director
Henry Webb
Prestonsburg
Regions 15-16
(2012-2016)



Director
Jerry Wyman
Louisville
Regions 6 & 7
(2014-2018)

2014-2015 KHSAA Staff



Julian Tackett
 Commissioner
 Voice Mail Extension: 233
 CEO, BK postseason, FB, Website Design,
 KHSAA Finances, Event
 Tickets/Reconciliation, Bylaw Interpreter
 jtackett@khsaa.org



www.khsaa.org
(a kentucky.com affiliate)



Butch Cope
 Associate Commissioner
 Voice Mail Extension: 231
 VB, BA, CC, Middle Schools,
 Corporate Partnerships, Student
 Leadership, Novelties
 bcope@khsaa.org



Michael Barren
 Assistant Commissioner
 Voice Mail Extension: 237
 SO, WR, TN, AR, Trophies and
 Awards, Disqualifications
 mbarren@khsaa.org



Darren Bilberry
 Assistant Commissioner
 Voice Mail Extension: 229
 GF, SW, FP, BF, Title IX Coordinator
 dbilberry@khsaa.org



Angela Passafiume
 Assistant Commissioner
 Voice Mail Extension: 225
 XC, BK Rules Interpreter, FH,
 TR, BW, Officials Division
 Supervisor, Licensing
 apassafiume@khsaa.org



Chad Collins
 General Counsel
 Voice Mail Extension: 227
 Due Process, Contracts, Open
 Records, Trademarks, Insurance
 ccollins@khsaa.org



Joe Angolia
 Communications Director
 Voice Mail Extension: 235
 State Records, Publications, Media
 Relations, Website Content,
 Scoreboards, Video Sales
 jangolia@khsaa.org



Rob Catron
 Information Technology
 Director
 Voice Mail Extension: 228
 Online Clinics, Event Technician/
 Needs, Website Assistance
 rcatron@khsaa.org



Marilyn Mitchell
 Adm. Assistant
 Voice Mail Extension: 243
 Office Manager, Asst. to Mr. Tackett
 mmitchell@khsaa.org



Ne'Cee Anderson
 Adm. Support Specialist
 Voice Mail Extension: 221
 Receptionist, Assistant to
 Mr. Barren and Mrs. Passafiume
 nanderson@khsaa.org




Marsha Day
 Adm. Support Specialist
 Voice Mail Extension: 239
 Assistant to Mr. Cope
 mday@khsaa.org



Darlene Koszenski
 Adm. Support Specialist
 Voice Mail Extension: 223
 Assistant to Mr. Collins
 darlenek@khsaa.org



Phyllis Sallee
 Adm. Support Specialist
 Voice Mail Extension: 241
 Assistant to Mr. Bilberry
 psallee@khsaa.org



John Ginn
 Physical Plant Director
 Voice Mail Extension: 252
 Shipping and Receiving
 jginn@khsaa.org



Jeremy Ison
 Information Technology Asst.
 jison@khsaa.org



RUSSELL ATHLETIC/KHSAA COMMONWEALTH GRIDIRON BOWL

Houchens/L.T. Smith Stadium • Bowling Green • Dec. 5-6, 2014

Executive Director
Jimmie Reed

President
J. B. Donahue (Harlan)



Past-President
Mike Settles (Boyle County)

First Vice-President
TBD

Russell Athletic and the Kentucky Football Coaches Association would like to recognize the following players and coaches as District Player and Coach of the Year for the 2014 season. For more information on the KFCA, contact President J. B. Donahue (Harlan) at j.b.donahue@harlanind.kyschools.us or Executive Director Jimmie Reed at jreed@bardstown.com.

RUSSELL ATHLETIC/KFCA DISTRICT PLAYERS OF THE YEAR

Class 1A			Class 3A			Class 5A		
District 1	Tacorian Darden	Russellville	District 1	Djuan Sherrill	Paducah Tilghman	District 1	Cody Crider	Graves Co.
District 2	Ryan Kaelin	Holy Cross (Lou.)	District 2	Jordan Lasley	Adair Co.	District 2	Ben Holt	Bowling Green
District 3	Kyle Fieger	Beechwood	District 3	Berneil Cecil	Elizabethtown	District 3	Milik Lewis	Iroquois
District 4	Jalen Washington	Frankfort	District 4	Corey Taylor	Corbin	District 4	Trevor Carnall	Bullitt Central
District 5	Skylar Griffith	Williamsburg	District 5	Trevor Jones	Estill Co.	District 5	Torey Armstrong	Cooper
District 6	Brandon Jones	Hazard	District 6	Jacob McKee	Russell	District 6	Zack Carmichael	Anderson Co.
District 7	Connor Messer	Raceland	District 7	James Fletcher Collins	Breathitt Co.	District 7	Damian Harris	Madison Southern
District 8	Mack Little	South Floyd	District 8	Austin Hatfield	Belfry	District 8	Nathan Pray	Perry Co. Central
Class 2A			Class 4A			Class 6A		
District 1	Elijah Sindelar	Caldwell Co.	District 1	Nick Locher	Owensboro	District 1	Zaire Hughes	McCracken Co.
District 2	Ray Zuberer	Owensboro Catholic	District 2	Willie Reynolds	Warren East	District 2	Seth Bryan	Central Hardin
District 3	Marquez Trigg	Glasgow	District 3	Arien Beasley	North Oldham	District 3	Davis Mattingly	Male
District 4	Keanu Young	Bardstown	District 4	Max Cole	Faridale	District 4	Demondre Banks	Butler
District 5	Mason Compton	Walton-Verona	District 5	Jaylen Jones	Lexington Catholic	District 5	Sean Hammonds	Ballard
District 6	Jake Smith	Newport Central Cath.	District 6	Sam Carr	Clay Co.	District 6	Drew Moore	Dixie Heights
District 7	Nick Whitman	Lexington Christian Acad.	District 7	Beau Hoge	Highlands	District 7	Clay McKee	Scott Co.
District 8	Jarred Jarrell	Prestonsburg	District 8	Quinton Baker	Ashland Blazer	District 8	Lucky Jackson	Lafayette

RUSSELL ATHLETIC/KFCA DISTRICT COACHES OF THE YEAR

Class 1A			Class 3A			Class 5A		
District 1	John Myers	Russellville	District 1	Mike Rogers	Paducah Tilghman	District 1	Marc Clark	Hopkinsville
District 2	Todd Crumbacker	Holy Cross (Lou.)	District 2	Travis Gay	Adair Co.	District 2	Kevin Wallace	Bowling Green
District 3	Noel Rash	Beechwood	District 3	Mark Brown	Elizabethtown	District 3	Preston King	Iroquois
District 4	Craig Foley	Frankfort	District 4	Justin Haddix	Corbin	District 4	Dan Leasor	Bullitt Central
District 5	Dale Estes	Campbellsville	District 5	Mike Jones	Estill Co.	District 5	Randy Borchers	Cooper
District 6	J. B. Donahue	Harlan	District 6	T J Maynard	Russell	District 6	Mike Bowlin	East Jessamine
District 7	Michael Salmons	Raceland	District 7	Scotty McCoy	Magoffin Co.	District 7	Larry French	Southwestern
District 8	Chris McNamee	Pikeville	District 8	Philip Haywood	Belfry	District 8	Jason Chappell	Whitley Co.
Class 2A			Class 4A			Class 6A		
District 1	David Barnes	Caldwell Co.	District 1	Joe Prince	Owensboro	District 1	Jack Haskins	McCracken Co.
District 2	John Edge	Owensboro Catholic	District 2	Doug Preston	Franklin-Simpson	District 2	Tim Mattingly	Central Hardin
District 3	Fred Harbison	Metcalfe Co.	District 3	Mike Marksbury	Spencer Co.	District 3	Chris Wolfe	Male
District 4	Kyle Boblitt	Thomas Nelson	District 4	Matt Wright	Faridale	District 4	Gary Wheeler	Butler
District 5	Jeff Barth	Walton-Verona	District 5	Mark Perry	Lexington Catholic	District 5	Mike Jackson	Ballard
District 6	Dan Wagner	Newport Central Cath.	District 6	Scott Russell	Knox Central	District 6	Dave Brossart	Dixie Heights
District 7	Clay Clevenger	Danville	District 7	Dave Wirth	Covington Catholic	District 7	Frank Parks	Bryan Station
District 8	John Derossett	Prestonsburg	District 8	Ray Graham	Rowan Co.	District 8	Eric Shaw	Lafayette

Congratulations to the following coaches who enjoyed an undefeated regular season:
Chris McNamee (Pikeville), Jerry Herron (Williamsburg), Brandon Smith (South Warren),
Jim Matney (Johnson Central), Chris Wolfe (Male), Tim Mattingly (Central Hardin).

Congratulations to the following coaches who reached coaching milestones:
250th Career Win - Dale Mueller (Highlands), Kevin Wallace (Bowling Green)
100th Career Win - John Edge (Owensboro Catholic), Ty Scroggins (Central), Jeff Marksbury (Simon Kenton)

RUSSELL ATHLETIC/KHSAA COMMONWEALTH GRIDIRON BOWL

Houchens/L.T. Smith Stadium • Bowling Green • Dec. 5-6, 2014



2014 FINAL DISTRICT STANDINGS

Class 1A, District 1 (1) Mayfield 9-1 3-0 (2) Russellville 7-3 2-1 (3) Fulton City 1-8 1-3 (4) Fulton County 1-8 1-3	Class 1A, District 2 (1) Holy Cross (Louisville) 7-3 2-1 (2) Bethlehem 6-4 2-1 (3) Kentucky Country Day 6-4 2-1 (4) Caverna 4-6 0-3	Class 1A, District 3 (1) Frankfort 8-2 3-0 (2) Paris 8-2 2-1 (3) Eminence 1-9 1-2 (4) Bracken County 0-10 0-3	Class 1A, District 4 (1) Beechwood 8-2 3-0 (2) Bellevue 6-4 2-1 (3) Ludlow 6-4 1-2 (4) Dayton 3-7 0-3	Class 1A, District 5 (1) Williamsburg 10-0 3-0 (2) Campbellsville 6-4 2-1 (3) Berea 4-6 1-2 (4) Lynn Camp 2-8 0-3	Class 1A, District 6 (1) Hazard 8-2 3-0 (2) Harlan 4-5 2-1 (3) Pineville 5-5 1-2 (4) Jenkins 1-7 0-3	Class 1A, District 7 (1) Raceland 8-2 3-0 (2) Paintsville 8-2 2-1 (3) Fairview 6-4 1-2 (4) Nicholas County 2-8 0-3	Class 1A, District 8 (1) Pikeville 10-0 3-0 (2) South Floyd 5-5 2-1 (3) Allen Centra 3-7 1-2 (4) Phelps 0-9 0-3	Class 2A, District 1 (1) Caldwell County 9-1 3-0 (2) Murray 6-4 2-1 (3) Ballard Memorial 8-2 1-2 (4) Crittenden County 4-6 0-3	Class 2A, District 2 (1) Owensboro Catholic 9-1 5-0 (2) Butler County 7-3 4-1 (3) Union County 6-4 3-2 (4) Hancock County 5-5 1-4 McLean County 5-5 1-4 Todd County Central 2-8 1-4	Class 2A, District 3 (1) Glasgow 7-3 2-0 (2) Metcalfe County 3-7 1-1 (3) Green County 2-7 0-2	Class 2A, District 4 (1) Christian Academy-Lou. 9-1 6-0 (2) DeSales 9-1 5-1 (3) Bardstown 8-2 4-2 (4) Washington County 3-6 3-3 Thomas Nelson 5-5 2-4 Shawnee 4-6 1-5 Fort Knox 0-10 0-6	Class 2A, District 5 (1) Walton-Verona 9-1 4-0 (2) Carroll County 3-7 2-2 (3) Gallatin County 5-5 2-2 (4) Trimble County 3-7 1-3 Owen County 1-9 1-3	Class 2A, District 6 (1) Newport Central Catholic 4-5 4-0 (2) Newport 6-4 3-1 (3) Lloyd Memorial 7-2 2-2 (4) Holy Cross (Covington) 1-9 1-3 Bishop Brossart 1-8 0-4	Class 2A, District 7 (1) Danville 7-3 3-0 (2) Lexington Christian 5-5 2-1 (3) Middlesboro 5-4 1-2 (4) Somerset 0-9 0-3	Class 2A, District 8 (1) Shelby Valley 8-2 2-1 (2) Prestonsburg 8-2 2-1 (3) Leslie County 8-2 2-1 (4) Betsy Layne 6-4 0-3	Class 3A, District 1 (1) Paducah Tilghman 5-5 3-0 (2) Trigg County 6-4 2-1 (3) Fort Campbell 3-7 1-2 (4) Webster County 1-9 0-3	Class 3A, District 2 (1) South Warren 10-0 4-0 (2) Adair County 8-2 3-1 (3) Edmonson County 4-6 2-2 (4) Monroe County 2-7 1-3 Hart County 2-8 0-4	Class 3A, District 3 (1) Central 6-4 3-0 (2) Elizabethtown 7-3 2-1 (3) Henry County 7-3 1-2 (4) LaRue County 2-8 0-3	Class 3A, District 4 (1) Corbin 9-1 4-0 (2) Bell County 8-2 3-1 (3) Wayne County 4-6 2-2 (4) Casey County 5-5 1-3 McCreary Central 0-10 0-4	Class 3A, District 5 (1) Garrard County 8-2 4-1 (2) Estill County 8-2 4-1 (3) Bourbon County 7-3 4-1 (4) Western Hills 5-5 2-3 Powell County 3-7 1-4 Bath County 2-8 0-5	Class 3A, District 6 (1) Russell 8-2 5-0 (2) Fleming County 7-3 4-1 (3) Mason County 8-2 3-2 (4) West Carter 5-5 2-3 Lewis County 5-5 1-4 East Carter 0-10 0-5	Class 3A, District 7 (1) Magoffin County 6-4 4-0 (2) Breathitt County 4-6 3-1 (3) Morgan County 2-6 2-2 (4) Jackson County 2-8 1-3 Knott County Central 1-9 0-4	Class 3A, District 8 (1) Belfry 8-2 3-0 (2) Lawrence County 7-3 2-1 (3) Pike County Central 5-5 1-2 (4) Sheldon Clark 1-9 0-3	Class 4A, District 1 (1) Owensboro 8-2 3-0 (2) Madisonville-N. Hopkins 8-2 2-1 (3) Calloway County 3-7 1-2 (4) Hopkins County Central 0-10 0-3	Class 4A, District 2 (1) Franklin-Simpson 8-1 3-0 (2) Warren East 7-3 2-1 (3) Allen County-Scottsville 3-6 1-2 (4) Breckinridge County 1-9 0-3	Class 4A, District 3 (1) North Oldham 7-2 3-1 (2) Spencer County 6-4 3-1 (3) Collins 4-6 3-1 (4) Waggener 1-9 1-3 Atherton 2-8 0-4	Class 4A, District 4 (1) Fairdale 5-5 4-1 (2) Western 4-6 4-1 (3) Doss 4-6 4-1 (4) Nelson County 3-7 2-3 Moore 3-7 1-4 Valley 0-10 0-5	Class 4A, District 5 (1) Lexington Catholic 7-3 4-0 (2) Boyle County 9-1 3-1 (3) Marion County 6-4 1-3 (4) Taylor County 4-6 1-3 Mercer County 2-8 1-3	Class 4A, District 6 (1) Highlands 7-2 3-0 (2) Rockcastle County 6-4 2-1 (3) Russell County 1-9 1-2 (4) Clay County 1-9 0-3	Class 4A, District 7 (1) Knox Central 8-2 3-0 (2) Covington Catholic 6-4 2-1 (3) Holmes 2-8 1-2 (4) Harrison County 0-10 0-3	Class 4A, District 8 (1) Johnson Central 10-0 4-0 (2) Ashland Blazer 5-4 3-1 (3) Greenup County 4-6 1-3 (4) Boyd County 2-8 1-3 Rowan County 2-8 1-3	Class 5A, District 1 (1) Graves County 7-3 4-0 (2) Hopkinsville 3-7 3-1 (3) Christian County 3-7 2-2 (4) Apollo 2-8 1-3 Ohio County 0-10 0-4	Class 5A, District 2 (1) Bowling Green 9-1 4-0 (2) Warren Central 6-4 3-1 (3) Greenwood 4-6 2-2 (4) Barren County 4-6 1-3 Logan County 0-10 0-4	Class 5A, District 3 (1) Grayson County 8-2 3-1 (2) Iroquois 9-1 3-1 (3) John Hardin 4-6 2-2 (4) Jeffersonton 1-9 1-3 North Hardin 2-8 1-3	Class 5A, District 4 (1) Bullitt Central 8-2 3-0 (2) Bullitt East 7-3 2-1 (3) Shelby County 3-7 1-2 (4) North Bullitt 1-9 0-3	Class 5A, District 5 (1) South Oldham 7-2 2-1 (2) Cooper 6-4 2-1 (3) Scott 6-3 1-2 (4) Conner 3-7 1-2	Class 5A, District 6 (1) Franklin County 7-2 4-1 (2) Anderson County 7-3 4-1 (3) Woodford County 4-6 3-2 (4) East Jessamine 3-6 2-3 Montgomery County 2-8 1-4 West Jessamine 1-8 1-4	Class 5A, District 7 (1) Southwestern 8-2 5-0 (2) Pulaski County 8-2 4-1 (3) North Laurel 7-3 3-2 (4) Madison Southern 6-4 2-3 Lincoln County 3-7 1-4 South Laurel 2-8 0-5	Class 5A, District 8 (1) Letcher County Central 8-2 3-0 (2) Whitley County 4-6 2-1 (3) Harlan County 2-8 1-2 (4) Perry County Central 1-9 0-3	Class 6A, District 1 (1) McCracken County 9-1 3-0 (2) Henderson County 5-5 2-1 (3) Daviess County 4-6 1-2 (4) Marshall County 2-8 0-3	Class 6A, District 2 (1) Central Hardin 10-0 2-0 (2) Meade County 8-2 1-1 (3) Muhlenberg County 4-6 0-2	Class 6A, District 3 (1) Butler 7-2 3-0 (2) Pleasure Ridge Park 6-4 2-1 (3) Seneca 5-5 1-2 (4) Southern 2-8 0-3	Class 6A, District 4 (1) Male 10-0 3-0 (2) St. Xavier 6-4 2-1 (3) Trinity (Louisville) 5-5 1-2 (4) DuPont Manual 7-3 0-3	Class 6A, District 5 (1) Ballard 7-3 3-0 (2) Fern Creek 6-3 2-1 (3) Oldham County 3-7 1-2 (4) Eastern 2-8 0-3	Class 6A, District 6 (1) Dixie Heights 9-1 4-0 (2) Simon Kenton 9-1 3-1 (3) Ryle 4-6 2-2 (4) Campbell County 6-4 1-3 Boone County 1-9 0-4	Class 6A, District 7 (1) Scott County 9-1 2-1 (2) Bryan Station 6-4 2-1 (3) Henry Clay 7-2 2-1 (4) Paul Laurence Dunbar 4-6 0-3	Class 6A, District 8 (1) Lafayette 7-3 3-0 (2) George Rogers Clark 5-5 2-1 (3) Madison Central 3-7 1-2 (4) Tates Creek 3-7 0-3
---	--	--	--	--	---	---	--	---	--	---	--	--	---	---	--	--	---	---	---	---	---	---	--	---	---	--	---	--	--	---	--	--	---	--	--	--	---	---	--	--	---	--	---	--	---	--	---



RUSSELL ATHLETIC/KHSAA COMMONWEALTH GRIDIRON BOWL

Houchens/L.T. Smith Stadium • Bowling Green • Dec. 5-6, 2014

2014 KHSAA OVERALL STATISTICAL LEADERS (AS OF 12/2)

TOP 15 RUSHING LEADERS
(ranked by net yards rushing average)

Player	School	Gms	Att	Yds	TD	Avg
Joaquie Burford	Henry Clay	9	148	1652	30	184
Cody Crider	Graves County	14	294	2566	31	183
Nick Whitman	Lex. Christian	11	251	1965	29	179
Adrian Williams-rolston	Western	12	226	2119	27	177
James Collins	Breathitt County	10	200	1709	22	171
Trevor Carnell	Bullitt Central	11	211	1858	26	169
Austin Gross	McLean County	10	202	1679	18	168
Tristen Holland	Calloway County	10	192	1664	14	166
Brent Holman	Bourbon County	11	182	1813	25	165
Quenton Baker	Ashland Blazer	11	189	1719	20	156
Kendon Young	Campbellsville	11	117	1657	26	151
Kevin Kuriger	South Oldham	11	236	1625	9	148
Daric Pugh	Pikeville	9	142	1335	24	148
Chris Brown	Gallatin County	10	196	1472	17	147
Chandler Rowe	Shelby Valley	14	284	1945	27	139

TOP 15 PASSING LEADERS
(ranked by net yards passing average)

Player	School	Gms	Att	Cmp	Int	Yds	TD	P-GM
Ray Zuberer	Owensboro Catholic	12	360	219	13	3661	56	305
Elijah Sindelar	Caldwell County	13	294	206	4	3609	49	278
Isaiah Bankhead	North Hardin	10	354	211	8	2586	22	259
Alex Roy	Fairview	11	328	190	14	2708	20	246
Andre Davis	Bryan Station	10	255	157	6	2390	34	239
Art Walker	Montgomery County	10	299	168	6	2373	21	237
Beau Hoge	Highlands	14	347	220	6	3254	33	232
Adam Bouchard	Daviess County	11	284	156	12	2509	24	228
Peyton Case	Betsy Layne	11	257	146	4	2493	29	227
Reese Ryan	Lex. Catholic	13	288	202	7	2904	34	223
Tate Grainger	Bellevue	12	300	180	18	2666	34	222
Nathaniel Morris	Hancock County	11	284	166	4	2354	23	214
Riley Hall	Pulaski County	9	196	127	5	1905	20	212
Zack Dampier	Danville	9	215	119	4	1889	17	210
Cash Jones	McCracken County	11	241	155	10	2289	24	208

TOP 15 RECEIVING LEADERS
(ranked by yards gained receiving per game)

Player	School	Gms	Rec	Yds	TD	YD/GM	TD/GM
Alex Veneman	Highlands	14	87	1529	22	109	1.6
Michael Vaeth	Hancock County	10	63	1091	13	109	1.3
Keyron Catlett	Christian County	12	61	1241	12	103	1.0
Devan Ables	Magoffin County	12	60	1215	18	101	1.5
Jansen Riney	Owensboro Catholic	12	62	1213	17	101	1.4
Kobe Carter	Henderson County	11	71	1054	11	96	1.0
Braxton Hopkins	Montgomery County	10	63	948	6	95	0.6
Dontavion Jackson	Lafayette	11	49	1018	14	93	1.3
John Stratton	Daviess County	11	64	1008	9	92	0.8
Jensen Eggins	Warren Central	9	72	831	9	92	1.0
Blake Smith	Fairview	12	58	1094	7	91	0.6
Elijah Macklin	McCracken County	11	51	962	8	87	0.7
Jake Johnson	Pulaski County	14	73	1197	11	86	0.8
Deondre Tate	Berea	11	36	933	7	85	0.6
Zach Barrett	Bellevue	12	43	1011	14	84	1.2

TOP 15 SCORING LEADERS
(ranked by total points per game)

Player	School	Gms	TDR	TDR Re	TD	FG	PAT	Cnv	Pts	Avg
Joaquie Burford	Henry Clay	9	30	0	0	0	0	1	170	18.9
Daric Pugh	Pikeville	9	24	1	0	0	0	4	158	17.6
Nick Whitman	Lex. Christian	11	29	2	1	0	0	0	192	17.5
Arien Beasley	North Oldham	13	31	4	0	0	0	1	212	16.3
Kendon Young	Campbellsville	11	26	1	0	0	0	2	166	15.1
Jake Yates	Bethlehem	10	22	2	1	0	0	0	150	15.0
Trevor Carnell	Bullitt Central	11	26	0	1	0	0	0	162	14.7
Marquez Trigg	Glasgow	12	26	1	0	0	0	3	166	13.8
Brent Holman	Bourbon County	11	25	0	0	0	0	2	152	13.8
Jacob Smith	Newport Cent. Cath	13	25	3	1	0	0	1	176	13.5
Trevor Jones	Estill County	12	25	0	2	0	0	0	162	13.5
Trajon Bright	Mayfield	14	29	1	1	0	0	0	186	13.3
Aaron Williams	Paris	12	22	2	2	0	0	2	160	13.3
Brandon Jones	Hazard	13	30	2	0	0	0	3	172	13.2
Mason Compton	Walton-Verona	12	25	0	1	0	0	1	158	13.2

TOP 15 TEAM SCORING LEADERS
(ranked by points average)

School	Gms	Pts	Avg
Caldwell County	13	661	50.8
Owensboro Catholic	12	588	49.0
Williamsburg	14	680	48.6
Scott County	12	556	46.3
Johnson Central	12	543	45.3
Walton-Verona	12	528	44.0
Henry Clay	10	430	43.0
McCracken County	11	466	42.4
Pikeville	12	495	41.3
Mayfield	14	576	41.1
Hazard	13	529	40.7
Highlands	14	562	40.1
Male	12	478	39.8
North Oldham	13	514	39.5
Bryan Station	12	470	39.2

TOP 15 TEAM SCORING DEFENSIVE LEADERS
(ranked by net points allowed average)

School	Gms	Pts	Avg
DeSales	14	101	7.2
Christian Academy	12	93	7.8
Bowling Green	13	113	8.7
North Oldham	13	124	9.5
South Warren	14	134	9.6
Iroquois	13	126	9.7
Johnson Central	12	130	10.8
Mayfield	14	157	11.2
Pulaski County	14	157	11.2
DuPont Manual	12	136	11.3
Bell County	12	140	11.7
Warren East	12	142	11.8
Belfry	14	172	12.3
Williamsburg	14	176	12.6
St. Xavier	13	169	13.0

TOP 15 TEAM SCORING MARGIN LEADERS
(ranked by net margin average)

School	Gms	Av-PF	Av-PA	+/-
Williamsburg	14	48.6	12.6	36.0
Johnson Central	12	45.3	10.8	34.5
North Oldham	13	39.5	9.5	30.0
Mayfield	14	41.1	11.2	29.9
Owensboro Catholic	12	49.0	19.6	29.4
South Warren	14	38.9	9.6	29.3
Walton-Verona	12	44.0	15.6	28.4
Scott County	12	46.3	18.7	27.6
Pikeville	12	41.3	14.2	27.1
Male	12	39.8	13.0	26.8
Caldwell County	13	50.8	24.4	26.4
DeSales	14	32.6	7.2	25.4
Pulaski County	14	35.4	11.2	24.2
Bowling Green	13	32.7	8.7	24.0
Raceland	14	38.1	14.8	23.3

TOP 15 TEAM RUSHING LEADERS
(ranked by rushing yards average)

School	Gms	Yds	Avg
Henry Clay	10	3389	339
Scott County	12	4060	338
Walton-Verona	12	3899	325
Belfry	14	4539	324
Franklin-Simpson	11	3507	319
Ashland Blazer	11	3417	311
Shelby Valley	14	4279	306
Warren East	12	3583	299
Dixie Heights	14	4162	297
Union County	11	3235	294
Rockcastle County	12	3514	293
South Oldham	11	3197	291
Garrard County	12	3456	288
Russellville	13	3683	283
Mad. North Hopkins	13	3635	280

TOP 15 TEAM RUSHING DEFENSIVE LEADERS
(ranked by rushing yards allowed average)

School	Gms	Yds	Avg
Pike County Central	12	432	36
Male	12	563	47
Dixie Heights	14	925	66
DuPont Manual	12	854	71
South Warren	14	1066	76
Knox Central	11	832	76
Cooper	14	1096	78
Mayfield	14	1101	79
DeSales	14	1113	80
Christian Academy	12	982	82
Bourbon County	13	1088	84
Lou. Trinity	14	1204	86
Bell County	12	1030	86
Johnson Central	12	1049	87

TOP 15 TEAM PASSING LEADERS
(ranked by passing yards average)

School	Gms	Yds	Avg
Owensboro Catholic	12	3870	323
McCracken County	11	3421	311
Caldwell County	13	3837	295
North Hardin	10	2629	263
Bryan Station	12	3084	257
Montgomery County	10	2419	242
Highlands	14	3348	239
Betsy Layne	11	2503	228
Male	12	2712	226
Lex. Catholic	14	3148	225
Daviess County	11	2477	225
Bellevue	12	2687	224
Hancock County	11	2354	214
Christian County	12	2451	204
Hazard	13	2539	195

TOP 15 TEAM PASSING DEFENSIVE LEADERS
(ranked by passing yards allowed average)

School	Gms	Yds	Avg
Pike County Central	12	197	16
Knox Central	11	327	30
Johnson Central	12	513	43
Cooper	14	703	50
Mad. North Hopkins	13	662	51
Christian Academy	12	612	51
Caverna	11	589	54
Montgomery County	10	542	54
Franklin-Simpson	11	601	55
North Oldham	13	743	57
Bourbon County	13	779	60
Casey County	11	674	61
Berea	11	714	65
Pikeville	12	790	66



About KHSAA Statistical Rankings

Stats are compiled weekly throughout the regular season. Member schools are solely responsible for submitting information. If a school or individual is omitted or information is not updated, that means the KHSAA did not receive an updated report prior to the deadline. A final season ranking (including all postseason games) will be compiled and posted on the KHSAA website at www.khsaa.org following the conclusion of the playoffs. All inquiries should be directed to Joe Angolia, KHSAA Communications Director at (859)299-5472 or jangolia@khsaa.org.

TOGETHER WE



While we are all
created equal,
TEAMS are NOT.

Teams **venture** into uncharted waters.
Challenge the laws of physics.
And pull off the **impossible, together.**

Instead of running **their mouths**,
teams **roll up** their sleeves.
And run out **on the field,**

together.

I PLAY FOR TEAM.

Visit www.russellathletic.com
to locate your local dealer
for all your apparel and uniform needs.



RUSSELL ATHLETIC/KHSAA COMMONWEALTH GRIDIRON BOWL

Houchens/L.T. Smith Stadium • Bowling Green • Dec. 5-6, 2014




2014 Class 1A Russell Athletic/KHSAA Commonwealth Gridiron Bowl

(1) (9-1, 3-0D) at Mayfield 63	(10-1) at Mayfield 48	(11-1) at Mayfield 42	(12-1) Mayfield 35	(13-1) Mayfield
Nov 7, '14, 7:00 Caverna 24	Nov 14, '14, 7:00 Bethlehem 0	Nov 21, '14, 7:00 Russellville 14	Nov 28, '14, 7:30 at Beechwood 24	Dec 6, '14, 11:00 @Felix Field, Houchens/LT Smith Stadium
(4) (4-6, 0-3D) (2) (6-4, 2-1D) at Bethlehem 52	(7-4)	(9-3)	(11-2)	
Nov 7, '14, 8:00 Fulton City 12				
(3) (1-8, 1-3D) (2) (7-3, 2-1D) at Russellville 39	(8-3) Russellville 47			
Nov 7, '14, 7:00 Kentucky Country Day 7	Nov 14, '14, 8:00 at Holy Cross (Louisville) 18			
(3) (6-4, 2-1D) (1) (7-3, 2-1D) at Holy Cross (Louisville) 58	(8-3)			
Nov 7, '14, 7:00 Fulton County 16				
(4) (1-8, 1-3D) (1) (8-2, 3-0D) at Frankfort 48	(9-2) at Frankfort 50	(10-2) Frankfort 21		
Nov 7, '14, 7:30 Dayton 0	Nov 14, '14, 7:30 Bellevue 12			
(4) (3-7, 0-3D) (2) (6-4, 2-1D) at Bellevue 61	(7-4)			
Nov 7, '14, 7:00 Eminence 12				
(3) (1-9, 1-2D) (2) (8-2, 2-1D) at Paris 55	(9-2) Paris 0	Nov 21, '14, 7:30 at Beechwood 46		
Nov 7, '14, 7:30 Ludlow 19	Nov 14, '14, 7:30 at Beechwood 51			
(3) (6-4, 1-2D) (1) (8-2, 3-0D) at Beechwood 62	(9-2)			
Nov 7, '14, 7:30 Bracken County 0				
(4) (0-10, 0-3D) (1) (10-0, 3-0D) at Williamsburg 69	(11-0) at Williamsburg 55	(12-0) Williamsburg 48	(13-0) Williamsburg 34	
Nov 7, '14, 7:30 Jenkins 0	Nov 14, '14, 7:30 Harlan 13			
(4) (1-7, 0-3D) (2) (4-5, 2-1D) at Harlan 48	(5-5)			
Nov 7, '14, 7:30 Berea 14				
(3) (4-6, 1-2D) (2) (6-4, 2-1D) at Campbellsville 39	(7-4) Campbellsville 21	Nov 21, '14, 7:30 at Hazard 14		
Nov 7, '14, 7:30 Pineville 0	Nov 14, '14, 7:30 at Hazard 47			
(3) (5-5, 1-2D) (1) (8-2, 3-0D) at Hazard 49	(9-2)			
Nov 7, '14, 7:30 Lynn Camp 0				
(4) (2-8, 0-3D) (1) (8-2, 3-0D) at Raceland 69	(9-2) at Raceland 41	Nov 28, '14, 7:30 Williamsburg 8		
Nov 7, '14, 6:00 Phelps 0	Nov 14, '14, 7:30 Fairview 14			
(4) (0-9, 0-3D) (2) (5-5, 2-1D) at South Floyd 32	(7-4)			
Nov 7, '14, 7:30 Fairview 48				
(3) (6-4, 1-2D) (2) (8-2, 2-1D) at Paintsville 41	(9-2) Paintsville 30	Nov 21, '14, 7:30 at Raceland 8		
Nov 7, '14, 7:30 Allen Central 8	Nov 14, '14, 7:00 Paintsville 21			
(3) (3-7, 1-2D) (1) (10-0, 3-0D) at Pikeville 51	(10-2)			
Nov 7, '14, 7:30 Nicholas County 0	at Pikeville 6			
(4) (2-8, 0-3D)	(11-0)			

Copyright © 2014 Kentucky High School Athletic Association



2014 Class 2A Russell Athletic/KHSAA Commonwealth Gridiron Bowl



Copyright © 2014 Kentucky High School Athletic Association



RUSSELL ATHLETIC/KHSAA COMMONWEALTH GRIDIRON BOWL

Houchens/L.T. Smith Stadium • Bowling Green • Dec. 5-6, 2014



2014 Class 3A Russell Athletic/KHSAA Commonwealth Gridiron Bowl



Copyright © 2014 Kentucky High School Athletic Association



2014 Class 4A Russell Athletic/KHSAA Commonwealth Gridiron Bowl





RUSSELL ATHLETIC/KHSAA COMMONWEALTH GRIDIRON BOWL

Houchens/L.T. Smith Stadium • Bowling Green • Dec. 5-6, 2014



2014 Class 5A Russell Athletic/KHSAA Commonwealth Gridiron Bowl



Copyright © 2014 Kentucky High School Athletic Association



2014 Class 6A Russell Athletic/KHSAA Commonwealth Gridiron Bowl

(1) (9-1, 3-0D) at McCracken County	20	(8-3) DuPont Manual	7	(8-4) St. Xavier	3	(8-5) Trinity (Louisville)	48	Nov 28,'14, 7:30 Dec 6,'14, 6:00 @ Felix Field, Houchens/LT Smith Stadium
Nov 7,'14, 7:00 DuPont Manual	35	Nov 14,'14, 7:30 at St. Xavier	12	Nov 21,'14, 7:30 @ Papa Johns Cardinal Stadium	9			
(4) (7-3, 0-3D) (2) (6-4, 2-1D) at St. Xavier	41	(7-4) Trinity (Louisville)	38	(7-5) Trinity (Louisville)	9			
Nov 7,'14, 7:30 Davless County	8	(6-5) Trinity (Louisville)	38	(7-5) Trinity (Louisville)	9			
(3) (4-6, 1-2D) (2) (5-5, 2-1D) at Henderson County	7	(6-5) Trinity (Louisville)	38	(7-5) Trinity (Louisville)	9			
Nov 7,'14, 7:00 Trinity (Louisville)	55	(6-5) Trinity (Louisville)	38	(7-5) Trinity (Louisville)	9			
(3) (5-5, 1-2D) (1) (10-0, 3-0D) at Male	62	(6-5) Trinity (Louisville)	38	(7-5) Trinity (Louisville)	9			
Nov 7,'14, 7:00 Marshall County	2	(6-5) Trinity (Louisville)	38	(7-5) Trinity (Louisville)	9			
(4) (2-8, 0-3D) (1) (10-0, 2-0D) at Central Hardin	47	(11-0) at Central Hardin	21	(12-0) at Central Hardin	8			
Nov 7,'14, 7:30 Paul Laurence Dunbar	16	(11-0) at Central Hardin	21	(12-0) at Central Hardin	8			
(4) (4-6, 0-3D) (2) (6-4, 2-1D) at Bryan Station	56	(11-0) at Central Hardin	21	(12-0) at Central Hardin	8			
Nov 7,'14, 7:30 Muhlenberg County	6	(11-0) at Central Hardin	21	(12-0) at Central Hardin	8			
(3) (4-6, 0-2D) (2) (8-2, 1-1D) at Meade County	18	(11-0) at Central Hardin	21	(12-0) at Central Hardin	8			
Nov 7,'14, 7:30 Henry Clay	14	(11-0) at Central Hardin	21	(12-0) at Central Hardin	8			
(3) (7-2, 2-1D) (1) (9-1, 2-1D) at Scott County	53	(11-0) at Central Hardin	21	(12-0) at Central Hardin	8			
Nov 7,'14, 7:30 Boone County	21	(11-0) at Central Hardin	21	(12-0) at Central Hardin	8			
(5) (1-9, 0-4D) (1) (7-2, 3-0D) at Butler	28	(11-0) at Central Hardin	21	(12-0) at Central Hardin	8			
Nov 7,'14, 7:30 Eastern	17	(11-0) at Central Hardin	21	(12-0) at Central Hardin	8			
(4) (2-8, 0-3D) (2) (6-3, 2-1D) at Fern Creek	16	(11-0) at Central Hardin	21	(12-0) at Central Hardin	8			
Nov 7,'14, 7:30 Seneca	13	(11-0) at Central Hardin	21	(12-0) at Central Hardin	8			
(3) (5-5, 1-2D) (2) (6-4, 2-1D) at Pleasure Ridge Park	42	(11-0) at Central Hardin	21	(12-0) at Central Hardin	8			
Nov 7,'14, 7:30 Oldham County	7	(11-0) at Central Hardin	21	(12-0) at Central Hardin	8			
(3) (3-7, 1-2D) (1) (7-3, 3-0D) at Ballard	42	(11-0) at Central Hardin	21	(12-0) at Central Hardin	8			
Nov 7,'14, 7:00 Southern	14	(11-0) at Central Hardin	21	(12-0) at Central Hardin	8			
(4) (2-8, 0-3D) (1) (9-1, 4-0D) at Dixie Heights	46	(11-0) at Central Hardin	21	(12-0) at Central Hardin	8			
Nov 7,'14, 7:30 Tates Creek	18	(11-0) at Central Hardin	21	(12-0) at Central Hardin	8			
(4) (3-7, 0-3D) (2) (5-5, 2-1D) George Rogers Clark	14	(11-0) at Central Hardin	21	(12-0) at Central Hardin	8			
Nov 7,'14, 7:30 @ Old GRC HS Ryle	28	(11-0) at Central Hardin	21	(12-0) at Central Hardin	8			
(3) (4-6, 2-2D) (2) (9-1, 3-1D) at Simon Kenton	40	(11-0) at Central Hardin	21	(12-0) at Central Hardin	8			
Nov 7,'14, 7:30 Madison Central	11	(11-0) at Central Hardin	21	(12-0) at Central Hardin	8			
(3) (3-7, 1-2D) (1) (7-3, 3-0D) at Lafayette	35	(11-0) at Central Hardin	21	(12-0) at Central Hardin	8			
Nov 7,'14, 7:30 Campbell County	21	(11-0) at Central Hardin	21	(12-0) at Central Hardin	8			
(4) (6-4, 1-3D)		(11-0) at Central Hardin	21	(12-0) at Central Hardin	8			



CLASS 1A CHAMPIONSHIP

MAYFIELD (13-1) vs. WILLIAMSBURG (14-0)



QUICK FACTS

NAME:

Mayfield HS

CITY:

Mayfield

COUNTY:

Graves

ENROLLMENT:

428

NICKNAME:

Cardinals

COLORS:

Red & Black

SUPERINTENDENT:

Lonnie Burgett

PRINCIPAL:

Don Hubbard

ATHLETIC DIRECTOR:

Joe Morris

HEAD COACH:

Joe Morris

LAST YEAR'S PLAYOFFS:

1A Champion


Mayfield 42, Williamsburg 0

STATE TITLES (LAST):

10 (2013)

RECORD IN STATE FINALS:

10-9



2014 MAYFIELD CARDINALS (pictured left to right) — FIRST ROW: Gage Dunn, Kel Carman, Jordan Tyler, Logan Owens, Travon Coney, Garrett Dunn, Hunter Lassiter, Marshall Bacon, Terrell Braxton, Kane McCord, Nathan Sullivan, Chris Alfaro, Eligha Brimmer, Cole Kendall. SECOND ROW: Lane Kennemore, Charles Jackson, Michael Walker, Dorian Gray, Kellan Murphy, Colby Tucker, Brentley Adams, Johnny Hernandez, Davis Mills, Kevin Caldwell, J.D. Niehoff, Sid Herdon, Brett Moore, Jil Wimberly. THIRD ROW: Bryce Nall, Micah Brimmer, Xavier Brown, Trajon Bright, Nick Workman, Kincer Arnett, Jamie Tapia, Brandon Lee, Shawn Ganaway, Landon Arnett, Ian Sevic, Sean Futrell, Caleb Adams. FOURTH ROW: Trayshaun Jackson, Austin Ashley, Tobias McNutt, Jack Murrell, Shauntrez Tyler, Devin Jefferies, Leo Doran, Jordan Harrison, Kyle Hurt, Alec Huron, Nate Fox, Trevor Terrell.

2014 SCHEDULE (13-1)

Date	Opponent	Result
8/22	Fort Campbell	W, 45-0
8/29	at McCracken County	L, 37-38
9/5	Paducah Tilghman	W, 47-21
9/12	at Murray	W, 21-10
9/19	at Graves County	W, 21-0
9/26	Marshall County	W, 42-0
10/3	at Fulton City	W, 50-6
10/17	Fulton County	W, 69-0
10/24	at Russellville	W, 16-8
10/31	Caldwell County	W, 40-12
11/7	Caverna	W, 63-24
11/14	Bethlehem	W, 48-0
11/21	Russellville	W, 42-14
11/28	at Beechwood	W, 35-24

TEAM STATS

13 - 1	Record (wins - losses)
576	Points Scored this Season
157	Points Allowed this Season
2648	Rushing Yards
1101	Rushing Yards Allowed
1917	Passing Yards
1309	Passing Yards Allowed

INDIVIDUAL LEADERS

RUSHING	Atts.--Yards	Yds/Gm	TD
22 Bright, Trajon	234--1885	135	31
4 Tyler, Jordan	81--699	50	9
32 Tyler, Shauntrez	22--190	27	2
2 Fox, Nate	15--84	12	1
8 Hernandez, Johnny	30--83	6	7

PASSING	Com-Att-Int	Pct.	Yds	TD
3 Arnett, Landon	114-186-5	61.3	1984	23
2 Fox, Nate	9-11-0	81.8	97	0
11 Bacon, Marshall	4-6-0	66.7	75	2

RECEIVING	Rec.--Yards	Yds/Gm	TD
19 Kennemore, Lane	34--946	67.6	11
11 Bacon, Marshall	44--701	50.1	5
22 Bright, Trajon	11--147	10.5	1
87 Sullivan, Nathan	9--100	16.7	1
17 Walker, Michael	8--90	8.2	4

SCORING	TDs	FGs	PATs	Pts
22 Bright, Trajon	31	0	0	186
19 Kennemore, Lane	11	0	0	66
4 Tyler, Jordan	10	0	0	60
6 Herndon, Sidney	0	3	49	58
11 Bacon, Marshall	6	0	0	38

TITLE GAME HISTORY

Year	Class	W/L	Score
1976	2A	L	Corbin 6, Mayfield 0
1977	2A	W	Mayfield 14, Corbin 13
1978	2A	W	Mayfield 22, Somerset 6
1985	2A	W	Mayfield 18, NCC 8
1986	2A	W	Mayfield 21, NCC 20
1987	2A	L	Danville 24, Mayfield 23
1989	2A	L	Danville 7, Mayfield 3
1991	2A	L	Danville 17, Mayfield 14
1992	2A	L	Danville 34, Mayfield 7
1993	2A	W	Mayfield 13, Prestonsburg 12
1995	1A	W	Mayfield 28, Beechwood 7
1998	1A	L	Middlesboro 27, Mayfield 6
2002	1A	W	Mayfield 14, Beechwood 7
2005	1A	L	NCC 42, Mayfield 7
2009	1A	L	LCA 55, Mayfield 19
2010	1A	W	Mayfield 47, Hazard 6
2011	1A	L	Hazard 24, Mayfield 6
2012	1A	W	Mayfield 55, Fairview 8
2013	1A	W	Mayfield 42, Williamsburg 0

CLASS 1A CHAMPIONSHIP



MAYFIELD (13-1) vs. WILLIAMSBURG (14-0)



MAYFIELD

Cardinals (13-1)

Head Coach: Joe Morris

Assistant Coaches: David Morris, Charles Parrott, James Topp, Todd Hatchell, Anthony Hatchell, Cliff Dew, John Farris, Chris Champion

No.	Name	Ht.	Wt.	Pos.	Yr.	No.	Name	Ht.	Wt.	Pos.	Yr.
1	Kevin Caldwell	5' 6	130	WR/DB	JR	64	Leo Doran	6' 2	220	OL/DL	FR
2	Nate Fox	5' 10	160	QB/DB	FR	65	Kel Carmen	6' 3-1/2	300	L/L	SR
3	Landon Arnett	5' 8	150	QB/DB	SO	66	Reece Wilson	5' 9	185	OL/DL	SO
4	Jordon Tyler	5' 11	160	RB/DB	SR	68	Cole Dodson	5' 11	350	L/L	SR
5	Hunter Lassiter	5' 11	145	QB/DB	SR	69	Elijah Brimmer	5' 7	195	L/L	SR
6	Sidney Herndon	5' 10	165	K	JR	71	Austin Ashley	5' 8	225	OL/DL	FR
7	Tim McCampbell	6' 3	230	RB/LB	SR	72	Drew Stewart	5' 8	235	OL/DL	FR
11	Marshall Bacon	6' 3	150	WR/DB	SR	73	Devin Jefferies	5' 9	225	OL/DL	FR
14	Colby Tucker	5' 9	145	RB/DB	JR	75	Alec Giron	6' 0	235	OL/DL	FR
15	Davis Mills	6' 0	185	QB/DB	JR	76	Caleb Adams	5' 11	200	OL/DL	SO
16	Kyle Hurt	5' 9	165	RB/LB	FR	77	JC Ethridge	5' 5	250	OL/DL	FR
17	Michael Walker	5' 6	140	WR/DB	JR	77	Bryce Nall	6' 5	295	OL/DL	SO
18	Brett Moore	5' 11	190	LB	SO	80	TaShaun Jackson	5' 10	150	WR/DB	FR
19	Lane Kennemore	5' 11	160	WR/DB	JR	81	Travon Coney	5' 11	155	WR/DB	JR
21	Tobias McNutt	6' 0	170	WR/LB	FR	87	Nathan Sullivan	5' 11	180	WR/DB	SR
22	Trajon Bright	5' 8	155	RB/DB	SO	88	Brandon Lee	5' 5	150	OL/DL	SO
23	Jil Wimberly	5' 11	195	RB/LB	JR	89	Jordan Harrison	5' 10	145	WR/DB	FR
24	Jack Murrell	5' 8	145	WR/DB	FR						
24	Pedro Villegas	5' 7	135	WR/DB	SR						
25	Keelan Murphy	6' 0	140	WR/DB	JR						
27	Logan Owens	5' 8	150	WR/DB	SR						
32	Shauntrez Tyler	5' 5	175	RB/DL	FR						
33	Jamie Tapia	5' 11	160	RB/DB	SO						
36	Jason Niehoff	5' 7-1/2	140	WR/DB	JR						
40	Micah Brimer	5' 4	140	OL/DL	SO						
42	Nick Workman	5' 9	175	OL/LB	SO						
44	Kincer Arnett	5' 10	175	RB/LB	SO						
47	Daniel Ivie	5' 8	135	WR/DB	JR						
50	Garrett Dunn	6' 4	190	OL/DE	SR						
50	Johnny Hernandez	5' 11	230	OL/DE	JR						
52	Gage Dunn	6' 4	195	OL/DE	SR						
53	Cole Kendall	6' 0	220	OL/DL	SR						
54	Trevor Terrell	5' 7	160	OL/DL	FR						
55	Xavier Brown	6' 2	235	OL/DL	SO						
56	Ian Sevic	5' 8	210	OL/DL	FR						
57	Shawn Ganaway	5' 7	190	OL/DL	SO						
59	Charles Jackson	5' 11	205	OL/DL	JR						
60	Sean Futrell	5' 10	185	OL/DL	FR						
61	Kane McCord	6' 2	240	C/DL	SR						
62	Brentley Adams	5' 8	195	OL/DL	JR						
63	Chris Alfaro	5' 9	215	OL/DL	SR						



QUICK FACTS

NAME:

Williamsburg HS

CITY:

Williamsburg

COUNTY:

Whitley

ENROLLMENT:

229

NICKNAME:

Yellow Jackets

COLORS:

Orange & White

SUPERINTENDENT:

Dennis Byrd

PRINCIPAL:

Gary Peters

ATHLETIC DIRECTOR:

Gary Peters

HEAD COACH:

Jerry Herron

LAST YEAR'S PLAYOFFS:

1A Runner-Up

Mayfield 42, Williamsburg 0

STATE TITLES (LAST):

0

RECORD IN STATE FINALS:

0-1



2014 WILLIAMSBURG YELLOW JACKETS (pictured left to right) — BACK ROW: Alex Thomas, Noah Perkins, Colin Lamoree, Justin Solis, Ben Goodin, Jacob Gray, Zach Caddell, Chaz Bowling. FOURTH ROW: Chris Helton, Matt Silcox, Dakota Dunn, Bobby Sulfridge, Ethan Wilson, Ryan Caddell, Stone Hughett, Ryan White. THIRD ROW: Dalton Shackelford, Eli Silcox, Nathan Hall, Andrew Mahan, Jacob Harrison, Justin Taylor, Jefferson Patrick, Corey Shelton, Matt Mattingly. SECOND ROW: Chase Lowrie, Fred Massey, Brently Patrick, Justin Smith, Joseph Kelly, Kane Padilla, Skylar Griffith, Sach Sanders. FIRST ROW: Alec Poore, Michael Rose-Creekmore, Aaron Kissinger, Darrell White, Jordon Osborne. SEATED: Austin Huskey, Hunter Browning, Hagen Hawn, Hunter Jeffers, Alex Patterson.

2014 SCHEDULE (14-0)

Date	Opponent	Result
8/22	Knoxville Halls, TN	W, 45-18
8/30	vs. South Laurel	W, 44-7
9/5	Pike County Central	W, 42-14
9/12	at Wayne County	W, 52-21
9/19	at Newport	W, 31-22
9/26	at Harrison County	W, 48-18
10/10	Campbellsville	W, 49-13
10/17	at Berea	W, 48-21
10/24	Lynn Camp	W, 69-0
10/31	Pineville	W, 46-7
11/7	Jenkins	W, 69-0
11/14	Harlan	W, 55-13
11/21	at Hazard	W, 48-14
11/28	at Raceland	W, 34-8

TEAM STATS

14 - 0	Record (wins - losses)
680	Points Scored this Season
176	Points Allowed this Season
2479	Rushing Yards
----	Rushing Yards Allowed
2557	Passing Yards
----	Passing Yards Allowed

INDIVIDUAL LEADERS

RUSHING	Atts.--Yards	Yds/Gm	TD
20 Massey, Fred	111--1063	82	20
14 Griffith, Skyler	91--781	56	14
35 Silcox, Eli	19--212	19	2
25 Patrick, Jefferson	22--168	13	8
10 Kissinger, Aaron	8--69	5	12

PASSING	Com-Att-Int	Pct.	Yds	TD
14 Griffith, Skyler	123-205-2	60.0	2380	41
2 Patterson, Alex	4-7-0	57.1	92	0
12 Poore, Alec	6-32-0	18.8	85	1

RECEIVING	Rec.--Yards	Yds/Gm	TD
23 Shelton, Corey	50--1122	80.1	18
21 Lowrie, Chase	34--762	54.4	12
20 Massey, Fred	17--254	19.5	5
11 Rose-Creekmore, M.	10--128	9.1	2
9 White, Darrell	9--138	9.9	3

SCORING	TDs	FGs	PATs	Pts
20 Massey, Fred	27	0	0	162
23 Shelton, Corey	21	0	0	126
14 Griffith, Skyler	15	0	0	90
21 Lowrie, Chase	14	0	0	84
18 Patrick, Brently	0	1	77	80

TITLE GAME HISTORY

Year	Class	W/L	Score
2013	1A	L	Mayfield 42, Williamsburg 0

CLASS 1A CHAMPIONSHIP



MAYFIELD (13-1) vs. WILLIAMSBURG (14-0)



WILLIAMSBURG *Yellow Jackets (14-0)*

Head Coach: Jerry Herron

Assistant Coaches: Dennis Mattingly, Robert Massey, John Massey, Alex Patrick, Chad Price, Troy Thomas, David Root, John Massey, Brent Martin, Vaughn Hatcher, Bill Conn, Aaron Brock, Jonathan Hayes, Kenneth Hopkins, Chad Manning, Matt Jones, Michael Abbott

No.	Name	Ht.	Wt.	Pos.	Yr.
2	Alex Patterson	5' 10	144	WR/DB	JR
3	Hunter Jeffers Patrick	5' 6	160	FB/LB	FR
4	Hagen Hawn	5' 8	130	WR/DB	SO
7	Austin Huskey	5' 10	172	FB/LB	JR
8	Jordan Osborne	5' 8	132	WR/DB	JR
9	Darrell White	6' 0	210	TE/LB	FR
10	Aaron Kissinger	6' 1	186	FB/LB	SR
11	Michael Rose-Creekmore	5' 8	144	WR/LB	SR
12	Alec Poore	5' 10	150	QB/DB	FR
13	Zach Sanders	5' 7	165	WR/DB	SR
14	Skyler Griffith	6' 2	160	QB/DB	SR
15	Cain Padilla	5' 10	155	WR/DB	FR
16	Joseph Kelly	6' 2	200	WR/DL	JR
17	Alex Smith	5' 10	160	WR/DB	SR
18	Brently Patrick	6' 0	188	K	SR
20	Fred Massey	6' 1	210	FB/LB	SR
21	Chase Lowrie	5' 10	160	FB/LB	SR
22	Matthew Mattingly	6' 0	142	WR/DB	JR
23	Corey Shelton	6' 1	155	WR/DB	SR
25	Jefferson Patrick	6' 0	175	FB/LB	SR
27	Justin Taylor	5' 6	148	WR/DB	SR
30	Jake Harrison	6' 1	180	TE/LB	FR
31	Andrew Mahan	5' 6	130	WR/DB	SO
33	Nathan Hall	5' 7	170	WR/DB	SO
35	Eli Silcox	5' 8	160	FB/DB	FR
40	Ryan White	5' 10	165	WR/DB	FR
41	Michell York	5' 7-1/2	170	OL/DL	JR
44	Stone Hughett	5' 8-1/2	180	OL/FB/LB	JR
45	Colton Lawson	5' 7	170	FB/LB	FR
50	Ryan Caddell	5' 10	186	OL/DL	SR
51	Ethan Wison	6' 3	225	OL/DL	SR
52	Dalton Shackleford	6' 0	170	OL/LB	JR
55	Dakota Dunn	6' 3	205	OL/DL	JR
60	Chris Helton	6' 1-1/2	275	OL/DL	SR
61	Chaz Bowling	6' 0	170	OL/DL	FR
64	Hunter Browning	6' 0	189	WR/LB	SO
65	Zach Caddell	5' 8	170	OL/LB	FR
70	Jacob Gray	6' 0	185	OL/DL	FR
71	Ben Goodin	5' 10	186	OL/DL	JR
72	Justin Solis	5' 9	250	OL/DL	JR
75	Collin Lamoree	6' 2	225	OL/DL	SR

No.	Name	Ht.	Wt.	Pos.	Yr.
76	Noah Perkins	5' 11	230	OL/DL	FR
77	Alex Thomas	6' 0	190	OL/DL	FR
78	Jacob Kocovsky	6' 0	250	OL/DL	JR

2013 CLASS 1A CHAMPIONSHIP REVIEW



State Champion - Mayfield Cardinals

**Player of the Game
Presented by
Russell Athletic**



**Jake Guhy
Mayfield**



**Forcht Bank
Uncommon Excellence Award
Deion Jackson, Mayfield**



**KY National Guard
Best & Brightest Award
Corey Shelton, Williamsburg**



2013 RUSSELL ATHLETIC/KHSAA COMMONWEALTH GRIDIRON BOWL MAYFIELD (14-1) vs. WILLIAMSBURG (11-3)

DEC. 6, 2013 at BOWLING GREEN, KY
Stadium: HOUCHENS-L.T. SMITH STADIUM Attendance: 3,151

Score by Quarters	1	2	3	4	Score
MAYFIELD	35	0	7	0	42
WILLIAMSBURG	0	0	0	0	0

Scoring Summary

1st	10:57	MAY	STUART MILLS 1 yd run (LUKE WYNSTRA kick) [1-1; 0:03; WIL 0, MAY 7]
	09:50	MAY	DEION JACKSON 65 yd pass from JAKE GUHY (LUKE WYNSTRA kick) [1-65; 0:11; WIL 0, MAY 14]
	08:18	MAY	DEION JACKSON 54 yd pass from JAKE GUHY (LUKE WYNSTRA kick) [1-54; 0:08; WIL 0, MAY 21]
	03:34	MAY	TRAJON BRIGHT 91 yd run (LUKE WYNSTRA kick) [1-91; 0:16; WIL 0, MAY 28]
	02:02	MAY	STUART MILLS 15 yd run (LUKE WYNSTRA kick) [3-29; 0:17; WIL 0, MAY 35]
3rd	03:05	MAY	MARSHALL BACON 11 yd pass from JAKE GUHY (LUKE WYNSTRA kick) [8-85; 3:43; WIL 0, MAY 42]

Kickoff time: 11:00 AM End of Game: 1:25 PM Total elapsed time: 2:25

Officials: Referee: JOSEPH AMMERMAN; Umpire: DON STARNES; Linesman: DON YADEN; Line Judge: JEREMY ENLOW; Back Judge: SCOTT MOORE
Temperature: 34 degrees Wind: N 6 MPH Weather: WINTER MIX

CLASS 1A CHAMPIONSHIP



MAYFIELD (13-1) vs. WILLIAMSBURG (14-0)

1A STATE CHAMPIONSHIP HISTORY

Year	Champion	Coach	Score	Runner-Up	Coach	Site
2013	Mayfield	Joe Morris	42-0	Williamsburg	Jerry Herron	Houchens-L.T. Smith Stadium, Bowling Green
2012	Mayfield	Joe Morris	55-8	VACATED (Fairview)	Nathan McPeck	Houchens-L.T. Smith Stadium, Bowling Green
2011	Hazard	Mark Dixon	24-6	Mayfield	Joe Morris	Houchens-L.T. Smith Stadium, Bowling Green
2010	Mayfield	Joe Morris	47-6	Hazard	Mark Dixon	Houchens-L.T. Smith Stadium, Bowling Green
2009	Lexington Christian	Paul Rains	55-19	Mayfield	Joe Morris	Houchens-L.T. Smith Stadium, Bowling Green
2008	Beechwood	Noel Rash	14-7	Hazard	Mark Dixon	Papa John's Cardinal Stadium, Louisville
2007	Beechwood	Noel Rash	38-35	Lexington Christian	Paul Rains	Papa John's Cardinal Stadium, Louisville
2006	Newport C. Catholic	Bob Schneider	37-34	Danville	Sam Harp	Papa John's Cardinal Stadium, Louisville
2005	Newport C. Catholic	Bob Schneider	42-7	Mayfield	Joe Morris	Papa John's Cardinal Stadium, Louisville
2004	Beechwood	Mike Yeagle	23-7	Danville	Sam Harp	Papa John's Cardinal Stadium, Louisville
2003	Danville	Sam Harp	42-7	Beechwood	Mike Yeagle	Papa John's Cardinal Stadium, Louisville
2002	Mayfield	Joe Morris	14-7	Beechwood	Bob Burnett	KFEC Cardinal Stadium, Louisville
2001	Danville	Sam Harp	14-13	Newport Central Catholic	Bob Schneider	KFEC Cardinal Stadium, Louisville
2000	Danville	Sam Harp	23-9	Newport Central Catholic	Bob Schneider	KFEC Cardinal Stadium, Louisville
1999	Beechwood	Mike Yeagle	45-22	Hancock County	Mark Peach	KFEC Cardinal Stadium, Louisville
1998	Middlesboro	Ken Roark	27-6	Mayfield	Paul Leahy	KFEC Cardinal Stadium, Louisville
1997	Beechwood	Mike Yeagle	26-0	Harrodsburg	Alvis Johnson	KFEC Cardinal Stadium, Louisville
1996	Beechwood	Mike Yeagle	21-14 OT	Harrodsburg	Alvis Johnson	KFEC Cardinal Stadium, Louisville
1995	Mayfield	Paul Leahy	28-27	Beechwood	Mike Yeagle	KFEC Cardinal Stadium, Louisville
1994	Beechwood	Mike Yeagle	18-16	Murray	Rick Fisher	KFEC Cardinal Stadium, Louisville
1993	Beechwood	Mike Yeagle	13-12	Bardstown	Joey Downs	KFEC Cardinal Stadium, Louisville
1992	Beechwood	Mike Yeagle	21-14	Bardstown	Joey Downs	KFEC Cardinal Stadium, Louisville
1991	Beechwood	Mike Yeagle	34-6	Pikeville	Bill Allara	KFEC Cardinal Stadium, Louisville
1990	Russellville	Ken Barrett	21-7	Bellevue	Charles Coleman	KFEC Cardinal Stadium, Louisville
1989	Pikeville	Hillard Howard	20-7	Trigg County	Dixie Jones	KFEC Cardinal Stadium, Louisville
1988	Pikeville	Hillard Howard	28-10	Harrodsburg	Alvis Johnson	KFEC Cardinal Stadium, Louisville
1987	Pikeville	Hillard Howard	28-6	Russellville	Ken Barrett	KFEC Cardinal Stadium, Louisville
1986	Heath	Rodney Bushong	27-12	Cumberland	Ron Cain	KFEC Cardinal Stadium, Louisville
1985	Crittenden County	Pat Gates	14-6	Paintsville	Walter Brugh	KFEC Cardinal Stadium, Louisville
1984	Beechwood	Bernie Barre	35-26	Paris	Randy Reese	KFEC Cardinal Stadium, Louisville
1983	Russellville	Ken Barrett	42-13	Cumberland	Jim Saylor	KFEC Cardinal Stadium, Louisville
1982	Paris	Randy Reese	35-6	Cumberland	Jim Saylor	KFEC Cardinal Stadium, Louisville
1981	Paris	Randy Reese	19-7	Bellevue	Fred Bernier	KFEC Cardinal Stadium, Louisville
1980	Russellville	Ken Barrett	16-0	Bellevue	Fred Bernier	KFEC Cardinal Stadium, Louisville
1979	Bellevue	Fred Bernier	7-0	Madison	Monty Jo Lovell	KFEC Cardinal Stadium, Louisville
1978	Fort Campbell	Marshall Patterson	15-13	Paintsville	Walter Brugh	Hanger Field, EKU, Richmond
1977	Bellevue	Bill Baldrige	21-0	Frankfort	Raymond Webb	Hanger Field, EKU, Richmond
1976	Fort Campbell	Marshall Patterson	22-0	Bellevue	Bill Baldrige	Commonwealth Stadium, Lexington
1975	Ludlow	Randy Reese	7-6	Heath	Jack Haskins	WKU, Bowling Green
1974	Murray	John Hina	14-0	Beechwood	Fred Mariani	Hanger Field, EKU, Richmond
1973	Paris	Homer Goins	21-12	Elkhorn City	Delano Thomas	Hanger Field, EKU, Richmond
1972	Trigg County	Joe Jagers	22-0	Pikeville	Hillard Howard	Stoll Field, UK, Lexington
1971	Trigg County	Joe Jagers	30-23	Lynch East Main	Ed Miracle	Stoll Field, UK, Lexington
1970	Bardstown	Garnis Martin	13-6	Lynch East Main	Ed Miracle	Stoll Field, UK, Lexington
1969	Mount Sterling	Charles Chili Ishmael	21-13	Bardstown	Garnis Martin	Stoll Field, UK, Lexington
1968	Lynch East Main	Ed Miracle	14-6	Frankfort	Ollie Leathers	Stoll Field, UK, Lexington
1967	Bardstown	Garnis Martin	20-13	Mt. Sterling	Charles Ishmael	KFEC Cardinal Stadium, Louisville
1966	Dayton	Ray King	6-2	Russellville	Clarence Baker	Stoll Field, UK, Lexington
1965	Lloyd Memorial	Jack Turner	27-0	Old Kentucky Home	Milton Graham	Stoll Field, UK, Lexington
1964	Elkhorn City	Jack Hall	33-7	Russellville	Waymond Morris	Stoll Field, UK, Lexington
1963	Lynch East Main	Ed Miracle	13-6	Shelbyville	Russ Greenwell	Stoll Field, UK, Lexington
1962	Versailles	John Snowden	21-0	Lynch East Main	Ed Miracle	Stoll Field, UK, Lexington
1961	Murray	Ty Holland	14-13	Lynch East Main	Ed Miracle	Stoll Field, UK, Lexington
1960	Lynch East Main	Ed Miracle	39-0	Murray	Ty Holland	Stoll Field, UK, Lexington
1959	Lynch East Main	Ed Miracle	40-0	Henderson Douglas	Pete Rembert	Stoll Field, UK, Lexington

#Cardinal Stadium refers to the Kentucky Fair and Exposition Center

Watch the Championships live at KHSAA.tv



QUICK FACTS

NAME:

DeSales HS

CITY:

Louisville

COUNTY:

Jefferson

ENROLLMENT:

309

NICKNAME:

Colts

COLORS:

Brown & White

SUPERINTENDENT:

Leisa Schulz

PRINCIPAL:

Suzanne Barnett

ATHLETIC DIRECTOR:

Sam Gilbert

HEAD COACH:

Harold Davis

LAST YEAR'S PLAYOFFS:

2A Champion

DeSales 34, NCC 26

STATE TITLES (LAST):

1 (2013)

RECORD IN STATE FINALS:

1-2



2014 DESALES COLTS (pictured left to right) — BACK ROW: Drew Bledsoe, Tommy Nauert, Dustin Hollenkamp, Matt Bledsoe, Jackson Tharp, Collin Engle, Matt Olges, Logan Clark, Blake Ditsler, Cody Cochran, Luke Polin, Grant Thompson. FOURTH ROW: Devin Mangold, Ben Price, Dylan Mumford, Billy Stopinski, Jackson Nauert, Cody Wells, Chance Keith, Ben Schuetter, Noah Turner, Brent Schiess, Justin Hoover, Britt Ryan. THIRD ROW: Justin Gardner, Josh Garner, Michael Wheatley, Michael Travis, James Sims, Ryan Smith, CJ Luker, Gilly Simpson, Mason Payne, Murphy Kindoll, Michael Buchanan, Logan Brown. SECOND ROW: Andrew Harris, Chad Welsh, Tyler Tucker, Brian Maguire, Trent Jones, Taylor Stemmler, Austin Tharp, Joe Sims, Jacob O'Shea, Bryce Elzy, Mitch Sirohman, Frankie Tharp. FRONT ROW: Lucas Schweikhart, Logan McDonogh, Jacob Nord, Matt Ruxer, Austin Hunt, Bryant Pirtle, Alec Brothers, Zach Reddington, Adam Nord, Jacob Files, Austin Craig, Austin Johnson, Josh Pfaadt.

2014 SCHEDULE (13-1)

Date	Opponent	Result
8/24	at Holy Cross (Louisville)	W, 31-0
8/29	vs. Grayson County	W, 30-6
9/5	Warren Central	W, 37-12
9/12	Washington County	W, 47-10
9/19	at Shawnee	W, 65-16
9/26	at Bardstown	W, 39-14
10/3	Fort Knox	W, 2-0 (Forfeit)
10/17	Christian Academy-Lou.	L, 0-17
10/24	at Thomas Nelson	W, 49-13
10/31	at Southern	W, 35-0
11/7	vs. Green County	W, 63-0
11/14	at Glasgow	W, 37-0
11/21	at Christian Academy-Lou.	W, 7-6
11/28	vs. Murray	W, 14-7

TEAM STATS

13 - 1	Record (wins - losses)
456	Points Scored this Season
101	Points Allowed this Season
3195	Rushing Yards
1113	Rushing Yards Allowed
1198	Passing Yards
1311	Passing Yards Allowed

INDIVIDUAL LEADERS

RUSHING	Atts.--Yards	Yds/Gm	TD
5 Ruxer, Matt	119--666	56	8
8 Pirtle, Bryant	75--582	49	8
16 Johnson, Austin	81--481	37	10
25 Tharp, Austin	43--274	23	4
32 Gardner, Justin	47--256	20	2

PASSING	Com-Att-Int	Pct.	Yds	TD
1 Davis, Joe	0-1-0	0.0	0	0
16 Johnson, Austin	73-137-7	53.3	1198	13

RECEIVING	Rec.--Yards	Yds/Gm	TD
15 Craig, Austin	16--316	24.3	3
5 Ruxer, Matt	17--286	23.8	3
10 Reddington, Zach	5--100	8.3	3
6 Hunt, Austin	6--98	9.8	2
3 McDonough, Logan	4--91	7.0	0

SCORING	TDs	FGs	PATs	Pts
16 Johnson, Austin	10	6	40	118
5 Ruxer, Matt	11	0	0	70
8 Pirtle, Bryant	10	0	0	64
31 Tharp, Frankie	6	0	0	36
25 Tharp, Austin	4	0	0	24

TITLE GAME HISTORY

Year	Class	W/L	Score
1981	4A	L	Henry Clay 20, DeSales 7
2009	2A	L	Fort Campbell 29, DeSales 9
2013	2A	W	DeSales 34, NCC 26

CLASS 2A CHAMPIONSHIP



DESALES (13-1) vs. NEWPORT CENTRAL CATHOLIC (8-5)



DESALES
Colts (13-1)

Head Coach: Harold Davis

Assistant Coaches: Jeffrey Poole, Luke Price, James Rogers, Buddy Pfaadt, Thomas Moss, Aaron Dauenhauer, Richard Medley

No.	Name	Ht.	Wt.	Pos.	Yr.	No.	Name	Ht.	Wt.	Pos.	Yr.
1	Joe Davis	5' 9	150	QB/DB	FR	49	Sam Kustes	5' 7	135	WR/DB	FR
2	Lucas Schwiekhart	5' 10	165	WR/DB	SR	50	Mason Payne	5' 8	175	OL/DL	SO
3	Logan McDonough	6' 0	173	WR/DB	SR	51	Nicholas Heil	5' 7	160	OL/DL	FR
4	Jacob Nord	5' 10	155	WR/DB	SO	52	Murphy Kindoll	5' 10	180	OL/DL	SO
5	Matt Ruxer	5' 9	170	RB/DB	SR	53	Michael Buchanan	6' 0	265	OL/DL	JR
6	Austin Hunt	6' 1	180	TE/OLB	SR	54	Logan Brown	5' 8	220	OL/DL	SR
7	Kiefer Booth	5' 7	120	WR/DB	FR	55	Devin Mangold	6' 0	190	OL/DL	SR
8	Bryant Pirtle	6' 3	205	RB/DE	SR	56	Ben Price	6' 5	255	OL/DL	SR
9	Alec Brothers	5' 9	155	QB/DB	SO	57	Dylan Mumford	5' 10	225	OL/LB	JR
10	Zach Reddington	6' 1	170	WR/DB	SR	58	Billy Stopinski	5' 8	210	OL/DL	SR
11	Ashton Baum	5' 11	160	RB/LB	FR	59	Jackson Nauert	6' 2	305	OL/DL	JR
12	Adam Nord	5' 10	195	RB/LB	SR	60	Cody Wells	6' 1	311	OL/DL	JR
14	Jacob Files	5' 9	160	RB/OLB	SR	61	Ben Schuetter	5' 8	175	OL/LB	SR
15	Austin Craig	6' 0	170	WR/DB	SR	62	Blake Distler	6' 0	215	OL/DL	JR
16	Austin Johnson	6' 2	185	QB/P	JR	64	Noah Turner	6' 3	200	OL/DL	SO
17	Josh Pfaadt	5' 11	150	WR/DB	JR	67	Nick Savage	5' 9	150	OL/DL	FR
18	Andrew Harris	5' 6	140	WR/DB	JR	68	William Schiess	6' 1	185	OL/DL	SO
19	Chad Welsh	6' 0	145	WR/DB	SO	69	Justin Hoover	5' 9	215	OL/DL	SR
20	Tyler Tucker	5' 10	155	WR/DB	JR	70	James Ryan	6' 5	257	OL/DL	JR
21	Brian McQuire	5' 7	140	WR/DB	JR	71	Drew Bledsoe	6' 0	215	OT/DT	SO
22	Trent Jones	5' 10	160	TE/OLB	JR	72	Brady McCauley	5' 9	160	OL/DL	FR
24	Taylor Stemmler	5' 9	175	WR/OLB	JR	73	Tommy Nauert	6' 3	245	OL/DL	SR
25	Austin Tharp	5' 8	155	RB/DB	SO	74	Logan Stone	6' 0	190	OL/DL	FR
26	Joe Sims	5' 11	160	WR/DB	SO	75	Michael Travis	5' 8	200	OL/LB	JR
27	Jacob O Shea	5' 9	155	RB/OLB	JR	76	Abram Valencia	5' 10	195	OL/DL	FR
28	Bryce Elzy	5' 11	175	RB/LB	SO	77	Matthew Bledsoe	6' 3	285	OL/DL	SR
29	Ryan O Shea	5' 7	140	RB/OLB	FR	78	Jackson Tharpe	6' 2	335	OL/DL	SR
30	Mitch Sirohman	5' 7	145	RB/DB	SO	80	Dustin Hollenkamp	6' 1	165	OL/DE	SO
31	Frankie Tharp	5' 10	190	RB/OLB	SR	81	Cody Cochran	5' 2	137	K	SR
32	Justin Gardner	5' 7	200	RB/LB	SR	82	Jack Michels	5' 11	165	TE/DL	FR
33	Josh Garner	5' 8	155	RB/OLB	SR	83	Luke Polin	5' 7	145	WR/DB	SO
34	Chase Pfaat	5' 8	163	RB/LB	FR	84	Grant Thompson	5' 10	165	TE/OLB	SO
35	Michael Wheatley	5' 8	160	WR/DB	JR	85	Max Johnson	6' 0	135	WR/DB	FR
36	Chance Keith	6' 1	160	OL/DE	SO	86	Matthew Cundiff	5' 10	135	OL/DE	FR
38	Santonio Hickman	6' 0	155	RB/DB	FR	87	Cameron Riggs	5' 6	195	OL/DL	FR
39	James Sims	6' 0	170	TE/DE	SO	88	Declan Brown	5' 7	145	OL/DL	FR
40	A j O Shea	5' 8	150	RB/OLB	FR	89	Hunter Bewley	5' 7	140	RB/DB	FR
41	Alex Schneider	5' 9	165	RB/LB	FR	90	Chris Heintzamn	5' 10	190	OL/DL	FR
42	Ryan Smith	6' 1	185	RB/DE	JR	91	Anthony Kennedy	5' 9	155	OL/DL	FR
43	Dalton Kelly	5' 10	135	RB/DB	FR	92	Jared Coffman	5' 7	115	WR/DB	FR
44	C Luker	5' 10	180	TE/LB	SR	94	Kenny Triplett	5' 9	135	TE/DB	FR
45	Nolan Borders	5' 8	140	RB/DB	FR	98	Darius Tucker	5' 6	210	OL/DL	JR
46	Omari Milligan	5' 7	150	RB/LB	FR	99	Justin Ngo	6' 0	270	OL/DL	FR
47	Hayden Logsdon	5' 10	175	OL/LB	FR		Christian Ernst	5' 8	150	OL/DL	FR
48	Gilly Simpson	5' 9	155	RB/DB	SO		Travis Seibert	6' 4	255	OL/DL	FR

Watch the Championships live at KHSAA.tv

DESALES (13-1) vs. NEWPORT CENTRAL CATHOLIC (8-5)



QUICK FACTS

NAME:

Newport Central Catholic HS

CITY:

Newport

COUNTY:

Campbell

ENROLLMENT:

353

NICKNAME:

Thoroughbreds

COLORS:

Royal Blue & Gold

SUPERINTENDENT:

Mike Clines

PRINCIPAL:

Carl Foster / Jason Huther

ATHLETIC DIRECTOR:

Rob Detzel

HEAD COACH:

Dan Wagner

LAST YEAR'S PLAYOFFS:

2A Runner-Up

DeSales 34, NCC 26

STATE TITLES (LAST):

5 (2012)

RECORD IN STATE FINALS:

5-7



2014 NEWPORT CENTRAL CATHOLIC THOROUGHBREDS (pictured left to right) — FIRST ROW: Max Floyd, Harrison Walz, Jason Decker, Jonathan Rust, Chad Garman, Michael Terry, John Harris, Deegan Gearding, Mark Broering, Seth Smith, Josh Schneider, Brandon Gray, Michael Bruggier, Will Harris, John Hughes. SECOND ROW: Nate Rawe, Dave Schneider, Ben Kelly, Sean Kelly, Steve Young, Justin Fussinger, Mike Theisen, Dan Wagner, Jack Hering, Sam Beiting, Keith Hightchew, Chuck Faust, Carl Heck, Roger Wagenlander, Greg Turner. THIRD ROW: Jameel Jones, Brady Hicks, Kolten Winter, Clint Bartels, Nate Enslen, Maleek Lawrence, Dylan Donnermeyer, Kyle Sampson, Jacob Wieland, Adam Suedkamp, Ethan Craig, Kole Carmack, Pat Kallendorf, Kelly Twehues. FOURTH ROW: Jacob Neace, Jacob Smith, Harrison Sykes, Josh Boyle, Brent Moore, Tyler Brooks, Ian Dew, Konner Carmack, Jacob Yeager, Peyton Davis, Bryson Hightchew, Ryan Flanigan. FIFTH ROW: Ethan Hardt, Kobe Tallon, Job Freppon, Hunter Pittman, Jacob Raleigh, Luke Kues, Logan Neff, Colin Hoover, Parker Osburg, Kurtis Sutkamp, Thomas Owen, Ryan Hans. SIXTH ROW: Spencer Pangallo, Maurice Hehman, Jacob Smith, Eric Anderson, Matt Frey, Kameron Winter, Patrick Henschen, Ben Barbara, Griffin McHugh, Jarred Smith, Jack Kohls, Austin Neff. NOT PICTURED: Grant Schilling, Jeron Tinsley.

2014 SCHEDULE (8-5)

Date	Opponent	Result
8/29	at Cooper	L, 0-31
9/5	vs. Campbell County	L, 17-30
9/12	Simon Kenton	L, 13-46
9/20	Dixie Heights	L, 13-34
9/26	at Lloyd Memorial	W, 28-0
10/10	at Newport	W, 22-17
10/16	Bishop Brossart	W, 36-0
10/23	at Holy Cross (Covington)	W, 50-21
10/31	Beechwood	L, 13-30
11/7	vs. Trimble County	W, 43-0
11/14	vs. Lloyd Memorial	W, 39-17
11/21	Newport	W, 42-26
11/28	at Shelby Valley	W, 43-14

TEAM STATS

8 - 5	Record (wins - losses)
359	Points Scored this Season
266	Points Allowed this Season
1918	Rushing Yards
2317	Rushing Yards Allowed
1536	Passing Yards
1609	Passing Yards Allowed

INDIVIDUAL LEADERS

RUSHING	Atts.--Yards	Yds/Gm	TD
3 Smith, Jacob	208--1477	114	25
21 Harris, John	54--268	21	6
24 Freppon, Job	16--97	11	1
23 Enslen, Nate	8--65	5	0
12 Anderson, Erik	3--58	5	1

PASSING	Com-Att-Int	Pct.	Yds	TD
12 Anderson, Erik	9-21-2	42.9	75	0
16 Henschen, P.	105-165-3	63.6	1409	12
3 Smith, Jacob	1-2-0	50.0	52	0

RECEIVING	Rec.--Yards	Yds/Gm	TD
23 Enslen, Nate	28--503	41.9	7
2 Gray, Brandon	35--363	30.3	0
3 Smith, Jacob	23--361	27.8	3
12 Anderson, Erik	10--120	10.0	0
4 Bartels, Clint	8--85	7.7	1

SCORING	TDs	FGs	PATs	Pts
3 Smith, Jacob	29	0	0	176
23 Enslen, Nate	10	0	0	64
21 Harris, John	6	0	0	36
6 Hans, Ryan	0	4	22	34
12 Anderson, Erik	1	0	13	19

TITLE GAME HISTORY

Year	Class	W/L	Score
1984	2A	W	NCC 12, Fort Knox 7
1985	2A	L	Mayfield 18, NCC 8
1986	2A	L	Mayfield 21, NCC 20
2000	1A	L	Danville 23, NCC 9
2001	1A	L	Danville 14, NCC 13
2005	1A	W	NCC 42, Mayfield 7
2006	1A	W	NCC 37, Danville 34
2007	2A	L	Fort Campbell 21, NCC 7
2008	2A	L	Fort Campbell 26, NCC 23
2010	2A	W	NCC 42, Owensboro Cath. 0
2012	2A	W	NCC 30, Caldwell County 26
2013	2A	L	DeSales 34, NCC 26

CLASS 2A CHAMPIONSHIP



DESALES (13-1) vs. NEWPORT CENTRAL CATHOLIC (8-5)



NEWPORT CENTRAL CATHOLIC *Thoroughbreds (8-5)*

Head Coach: Dan Wagner

Assistant Coaches: Bob Schneider, Nathan A Rawe, Dave Schneider, Mike Theisen, Steve Young, Shawn Kelly, Ben Kelly, Chuck Faust, Jack Hering, Keith Hightchew, Patrick Kallendorf, Sam Beiting

No.	Name	Ht.	Wt.	Pos.	Yr.
2	Brandon Gray	5' 9	172	WB/DB	SR
3	Jacob Smith	5' 11	180	SB/DB	JR
4	Clint Bartels	5' 9	145	WB/DB	SR
6	Ryan Hans	5' 10	145	K	JR
7	Luke Kues	6' 1	175	WR/DE	JR
8	Thomas Owen	5' 6	140	WR/DB	SR
10	Griffin McHugh	6' 2	190	WR/DE	JR
11	Brent Moore	5' 6	166	SB/LB	SR
12	Erik Anderson	6' 2	172	QB/DB	JR
13	Grant Schilling	6' 2	182	QB/DB	SR
14	Joshua Boyle	5' 11	140	WR/DB	SR
16	Patrick Henschen	6' 4	178	QB/DB	SO
18	Chad Garman	5' 5	115	WR/DB	SO
20	Ian Dew	5' 11	150	WR/DB	SO
21	John Harris	5' 8	177	SB/LB	JR
23	Nate Enslen	5' 10	155	WR/DB	SR
24	Job Freppon	5' 6	172	WR/LB	SO
25	Kyle Sampson	5' 9	160	WR/DB	SR
27	Ethan Hardt	5' 10	160	WB/LB	JR
28	Josh Schneider	5' 11	165	WB/DB	JR
32	Austin Neff	6' 2	185	WB/DE	SO
33	Peyton Davis	5' 11	168	WB/LB	JR
37	Ben Barbara	6' 2	170	WR/DB	SR
42	Spencer Pangallo	6' 1	180	WB/LB	SO
44	Kurtis Sutkamp	5' 10	175	SB/LB	SO
46	Kole Carmack	5' 7	180	SB/LB	SO
50	Jacob Smith	6' 2	230	OL/DL	SO
52	Adam Suedkamp	5' 10	160	OL/DE	SO
53	Logan Neff	6' 1	207	OL/DL	SR
54	Bryson Hightchew	5' 10	205	OL/LB	JR
55	Kobe Tallon	5' 6	210	OL/LB	JR
56	Jacob Raleigh	6' 0	240	OL/DL	SR
58	Jacob Wieland	5' 10	215	OL/DL	SR
60	Colin Hoover	6' 0	202	OL/DL	SR
61	Ethan Craig	5' 10	198	OL/DL	JR
62	Maurice Hehman	6' 2	235	OL/DL	SR
63	Tyler Brooks	5' 6	286	OL/DL	SO
65	Dylan Donnermeyer	5' 11	220	OL/DL	SO
70	Michael Terry	5' 9	161	OL/DE	SR
72	Maleek Lawrence	5' 10	230	OL/DL	JR
73	Parker Osburg	5' 6	225	OL/DL	JR

No.	Name	Ht.	Wt.	Pos.	Yr.
74	Konner Carmack	5' 11	215	OL/DL	JR
75	Matt Frey	6' 3	180	OL/DE	SR
77	Hunter Pittman	5' 11	245	OL/DL	SO
78	Kameron Winter	6' 5	270	OL/DL	JR



CLASS 2A CHAMPIONSHIP


DESALES (13-1) vs. NEWPORT CENTRAL CATHOLIC (8-5)

2013 CLASS 2A CHAMPIONSHIP REVIEW



State Champion - DeSales Colts

**Player of the Game
Presented by
Russell Athletic**



**Dylan Byrd
DeSales**



**Forcht Bank
Uncommon Excellence Award
Nathan Roush, DeSales**



**KY National Guard
Best & Brightest Award
Tom Donnelly,
Newport Central Catholic**

2013 RUSSELL ATHLETIC/KHSAA COMMONWEALTH GRIDIRON BOWL DESALES (14-1) vs. NEWPORT CENTRAL CATHOLIC (10-5)

DEC. 7, 2013 at BOWLING GREEN, KY

Stadium: HOUCHESS-L.T. SMITH STADIUM Attendance: 3,504

Score by Quarters	1	2	3	4	Score
DESALES.....	7	14	13	0	34
NEWPORT CENTRAL CATHOLIC	7	6	0	13	26

Scoring Summary

1st	06:47	DES	ADAM NORD 3 yd pass from NATHAN ROUSH (CAM. BROTHERS kick) [12-73; 5:13; NCC 0, DES 7]
	03:20	NCC	JACK SUTKAMP 17 yd run (JOHN CAUDILL kick) [7-47; 3:16; NCC 7, DES 7]
2nd	07:58	DES	DYLAN BYRD 30 yd pass from NATHAN ROUSH (CAM. BROTHERS kick) [6-59; 2:40; NCC 7, DES 14]
	06:44	NCC	TOMMY DONNELLY 63 yd pass from MAC FRANZEN (MAC FRANZEN pass failed) [4-77; 1:05; NCC 13, DES 14]
	03:55	DES	DYLAN BYRD 6 yd run (CAM. BROTHERS kick) [7-66; 2:42; NCC 13, DES 21]
3rd	07:51	DES	DYLAN BYRD 73 yd run (CAM. BROTHERS kick) [1-73; 0:14; NCC 13, DES 28]
	00:47	DES	ADAM NORD 1 yd run (CAM. BROTHERS kick failed) [12-57; 5:27; NCC 13, DES 34]
4th	09:08	NCC	BRANDON GRAY 11 yd pass from MAC FRANZEN (JOHN CAUDILL kick failed) [13-84; 3:33; NCC 19, DES 34]
	01:30	NCC	TOMMY DONNELLY 14 yd pass from MAC FRANZEN (JOHN CAUDILL kick) [7-79; 2:14; NCC 26, DES 34]

Kickoff time: 11:00 AM End of Game: 1:33 PM Total elapsed time: 2:33

Officials: Referee: KEITH HENRY; Umpire: BRYAN HARRIS; Linesman: ED RITCHIE; Line Judge: CHRIS SIMPSON; Back Judge: CORY CLARK

Temperature: 27 degrees Wind: NNE 7 MPH Weather: COLD AND CLOUDY

DESALES (13-1) vs. NEWPORT CENTRAL CATHOLIC (8-5)

2A STATE CHAMPIONSHIP HISTORY

Year	Champion	Coach	Score	Runner-Up	Coach	Site
2013	DeSales	Harold Davis	34-26	Newport Central Catholic	Dan Wagner	Houchens-L.T. Smith Stadium, Bowling Green
2012	Newport Central Catholic	Eddie Eviston	30-26	Caldwell County	David Barnes	Houchens-L.T. Smith Stadium, Bowling Green
2011	Holy Cross (Cov.)	Bruce Kozerski	33-14	Glasgow	Rick Wood	Houchens-L.T. Smith Stadium, Bowling Green
2010	Newport Central Catholic	Eddie Eviston	42-0	Owensboro Catholic	John Edge	Houchens-L.T. Smith Stadium, Bowling Green
2009	Fort Campbell	Shawn Berner	29-9	DeSales	Mark Sander	Houchens-L.T. Smith Stadium, Bowling Green
2008	Fort Campbell	Shawn Berner	26-23	Newport Central Catholic	Bob Schneider	Papa John's Cardinal Stadium, Louisville
2007	Fort Campbell	Shawn Berner	21-7	Newport Central Catholic	Bob Schneider	Papa John's Cardinal Stadium, Louisville
2006	Mercer County	Marty Jagers	15-12	Russell	Ivan McGlone	Papa John's Cardinal Stadium, Louisville
2005	Russell	Ivan McGlone	27-14	Owensboro Catholic	John Edge	Papa John's Cardinal Stadium, Louisville
2004	Belfry	Philip Haywood	28-21	Owensboro Catholic	John Edge	Papa John's Cardinal Stadium, Louisville
2003	Belfry	Philip Haywood	33-27 OT	Elizabethtown	Brett Burnett	Papa John's Cardinal Stadium, Louisville
2002	Breathitt County	Mike Holcomb	51-0	Corbin	Steve Jewell	KFEC Cardinal Stadium, Louisville
2001	Bardstown	Joey Downs	47-16	Prestonsburg	John Derosset	KFEC Cardinal Stadium, Louisville
2000	Boyle County	Chuck Smith	38-6	Glasgow	Jerry Eubank	KFEC Cardinal Stadium, Louisville
1999	Boyle County	Chuck Smith	29-6	Glasgow	Jerry Eubank	KFEC Cardinal Stadium, Louisville
1998	Caldwell County	Pat Gates	38-28	Danville	Sam Harp	KFEC Cardinal Stadium, Louisville
1997	Bourbon County	Dudley Hilton	39-28	Owensboro Catholic	Mojo Hollowell	KFEC Cardinal Stadium, Louisville
1996	Breathitt County	Mike Holcomb	25-21	Fort Knox	Brett Burnett	KFEC Cardinal Stadium, Louisville
1995	Breathitt County	Mike Holcomb	42-35 2OT	Franklin-Simpson	Jean Rollins	KFEC Cardinal Stadium, Louisville
1994	Danville	Sam Harp	39-7	Bullitt East	Mike Egan	KFEC Cardinal Stadium, Louisville
1993	Mayfield	Paul Leahy	13-12	Prestonsburg	Bill Letton	KFEC Cardinal Stadium, Louisville
1992	Danville	Sam Harp	34-7	Mayfield	Jack Morris	KFEC Cardinal Stadium, Louisville
1991	Danville	Sam Harp	17-14	Mayfield	Jack Morris	KFEC Cardinal Stadium, Louisville
1990	Fort Knox	Joe Jagers	21-7	Corbin	Larry Adams	KFEC Cardinal Stadium, Louisville
1989	Danville	Sam Harp	7-3	Mayfield	Jack Morris	KFEC Cardinal Stadium, Louisville
1988	Fort Knox	Joe Jagers	45-21	Somerset	John Cain	KFEC Cardinal Stadium, Louisville
1987	Danville	Tom Duffy	24-23	Mayfield	Jack Morris	KFEC Cardinal Stadium, Louisville
1986	Mayfield	Jack Morris	21-20 OT	Newport Catholic	Bob Schneider	KFEC Cardinal Stadium, Louisville
1985	Mayfield	Jack Morris	18-8	Newport Catholic	Bob Schneider	KFEC Cardinal Stadium, Louisville
1984	Newport Catholic	Bob Schneider	12-7	Fort Knox	Joe Jagers	KFEC Cardinal Stadium, Louisville
1983	Fort Knox	Joe Jagers	19-14	Somerset	John Cain	KFEC Cardinal Stadium, Louisville
1982	Corbin	Larry Cotton Adams	18-6	Glasgow	Coy Meadows	KFEC Cardinal Stadium, Louisville
1981	Bardstown	Garnis Martin	20-6	Somerset	John Cain	KFEC Cardinal Stadium, Louisville
1980	Corbin	Archie Powers	16-7	Fort Campbell	Marshall Patterson	KFEC Cardinal Stadium, Louisville
1979	Fort Campbell	Marshall Patterson	26-0	Pikeville	Hillard Howard	KFEC Cardinal Stadium, Louisville
1978	Mayfield	Jack Morris	22-6	Somerset	John Cain	Hanger Field, EKU, Richmond
1977	Mayfield	Jack Morris	14-13	Corbin	Archie Powers	Hanger Field, EKU, Richmond
1976	Corbin	Archie Powers	6-0	Mayfield	Jack Morris	Commonwealth Stadium, Lexington
1975	Scott County	Bill Wilson	22-20	Middlesboro	Tom Stapleton	WKU, Bowling Green
1974	Owensboro	Gerald Poynter	14-7	Middlesboro	Tom Stapleton	Hanger Field, EKU, Richmond
1973	Paducah Tilghman	Dan Haley	27-8	Boyd County	Tom Scott	Hanger Field, EKU, Richmond
1972	Tates Creek	Roy Walton	16-7	Paul Blazer	Herb Conley	Stoll Field, UK, Lexington
1971	Bryan Station	Terry Clark	14-3	Madisonville	Dennis Sexton	Stoll Field, UK, Lexington
1970	Highlands	Mike Murphy	30-13	Madisonville	Dennis Sexton	Stoll Field, UK, Lexington
1969	Elizabethtown	Vince Hancock	21-8	Bryan Station	Dan Haley	Stoll Field, UK, Lexington
1968	Highlands	Mike Murphy	32-7	Elizabethtown	Vince Hancock	Stoll Field, UK, Lexington
1967	Paul Blazer	Jake Hallum	19-14	Elizabethtown	Vince Hancock	KFEC Cardinal Stadium, Louisville
1966	Hopkinsville	Fleming Thornton	27-6	Highlands	Owen Hauck	Stoll Field, UK, Lexington
1965	Hopkinsville	Fleming Thornton	24-6	Middlesboro	Walt Green	Stoll Field, UK, Lexington
1964	Highlands	Owen Hauck	36-0	Madison	Bobby Harville	Stoll Field, UK, Lexington
1963	Caldwell County	Fred Clayton	14-7	Highlands	Owen Hauck	Stoll Field, UK, Lexington
1962	Danville	Ray Callahan	13-6	Corbin	Ledger Howard	Stoll Field, UK, Lexington
1961	Highlands	Homer Rice	12-0	Madison	Roy Kidd	Stoll Field, UK, Lexington
1960	Highlands	Homer Rice	21-13	Lafayette	Roy Walton	Stoll Field, UK, Lexington
1959	Henderson	Don Shelton	12-7	Highlands	Homer Rice	Stoll Field, UK, Lexington

#Cardinal Stadium refers to the Kentucky Fair and Exposition Center



QUICK FACTS

NAME:

Central HS

CITY:

Louisville

COUNTY:

Jefferson

ENROLLMENT:

1,117

NICKNAME:

Yellowjackets

COLORS:

Black & Gold

SUPERINTENDENT:

Donna Hargens

PRINCIPAL:

Daniel Withers

ATHLETIC DIRECTOR:

Marlon Miller

HEAD COACH:

Tyrran Scroggins

LAST YEAR'S PLAYOFFS:

Lost in 3rd Round


Wayne County 17, Central 7

STATE TITLES (LAST):

5 (2012)

RECORD IN STATE FINALS:

5-0



2014 CENTRAL YELLOWJACKETS (pictured left to right) — BACK ROW: Coach Black, Coach Rider, Coach White, Coach Scroggins, Coach Leach, Mr. Oliver, Coach Jenkins, Coach Locket. SIXTH ROW: Coach Simpson, Mr. Cook, Coach Payne, Raymond Batts, Jawon Bowman, Darius Groves, John Hampton, Korey McClain, Samuel Green, Coach Bruce, Coach Franklin. FIFTH ROW: James Nichols, DeShawn Rankins, Brandyn Robertson, Grover Russell, Sermoin Dawson, Raymond Payne III, Giovanni Howlett, Raiden Anderson, Trey Williams, Ronald Jackson, Larry Poyntz, Melvin Blakey III. FOURTH ROW: William Perry, Taylor Austin, Marlon Robinson, Aric Hamblin, Isaiah Ricketts, SaDontae Miller, Timothy Hicks, RuShuan Morris, Ronnall Clark, William Pope, Greg Williams, Garry Kron. THIRD ROW: Teawonn Ligon, Jaquaz Terrell, Nolan Childress, Kendrick Talley, Anthony Easton, Micqael Branch, Luke Bowman Jr., Michael Fields, Devon Ray, Jaquan Brown, Kendall Gardner, Dionte Hickman. SECOND ROW: Kenndale Briggs, Anthony Wilson, Kambrin Brown, Kienan Crutcher, Quincy Baines, Jonathon Dooley, William Harper, Cory Johnson, Keontey Curry, Carlos Woodson, Stevon Beason, Nate Young, Jayson Whiting. FRONT ROW: Sebastian Francisco, Clavon Armstrong, Kenneth Reedel, James Simpson, Nekia Johnson, Stephen Jones, Myron Norfleet, Aaron Duncan, Ronald Woods, Elijah Owens, Adrian Ferguson, Antonio Heard, Andreus Crittenden.

2014 SCHEDULE (10-4)

Date	Opponent	Result
8/24	DuPont Manuel	L, 7-41
8/29	Lafayette	L, 14-28
9/5	Eastern	W, 38-0
9/12	at Doss	W, 35-8
9/19	Western	W, 26-20
9/26	at St. Xavier	L, 6-46
10/10	Elizabethtown	W, 41-13
10/17	at Henry County	W, 20-0
10/24	LaRue County	W, 43-7
10/31	at Pleasure Ridge Park	L, 7-42
11/7	Casey County	W, 48-7
11/14	Bell County	W, 21-7
11/21	at Corbin	W, 36-33
11/28	South Warren	W, 16-14

TEAM STATS

10 - 4	Record (wins - losses)
358	Points Scored this Season
266	Points Allowed this Season
2345	Rushing Yards
2705	Rushing Yards Allowed
1353	Passing Yards
1081	Passing Yards Allowed

INDIVIDUAL LEADERS

RUSHING	Atts.--Yards	Yds/Gm	TD
25 Beason, Stevon	189--1278	91	11
29 Ligon, TeaWonn	72--427	33	7
6 Jones, Stephen	37--326	47	1
22 Johnson, Corey	46--212	15	0
11 Ferguson, Adrian	9--35	9	3

PASSING	Com-Att-Int	Pct.	Yds	TD
7 Norfleet, Myron	90-161-4	55.9	1097	9
4 Simpson, James	24-45-2	53.3	264	4

RECEIVING	Rec.--Yards	Yds/Gm	TD
17 Brown, Kambrin	38--510	42.5	6
2 Armstrong, Clavon	26--376	37.6	5
25 Beason, Stevon	21--231	16.5	2
16 White, Zackary	7--49	16.3	0
22 Johnson, Corey	2--30	2.1	0

SCORING	TDs	FGs	PATs	Pts
25 Beason, Stevon	13	0	0	80
29 Ligon, TeaWonn	8	0	0	48
17 Brown, Kambrin	6	0	0	38
1 Francisco, Sebastian	0	3	26	35
2 Armstrong, Clavon	5	0	0	32

TITLE GAME HISTORY

Year	Class	W/L	Score
2007	3A	W	Central 27, Belfry 17
2008	3A	W	Central 40, Breathitt Co. 19
2010	3A	W	Central 46, Belfry 7
2011	3A	W	Central 15, Belfry 14
2012	3A	W	Central 12, Belfry 6 (ot)

CLASS 3A CHAMPIONSHIP



CENTRAL (10-4) vs. BELFRY (12-2)



CENTRAL

Yellowjackets (10-4)

Head Coach: Tyrran Scroggins

Assistant Coaches: Terry Rice-Locket, Kyle Rider, James Simpson, Kenneth White, Nathaniel Payne, William Leach, William Black, Raesean Bruce, Christopher Franklin, Lamont Jenkins, Norman Alvis.

No.	Name	Ht.	Wt.	Pos.	Yr.	No.	Name	Ht.	Wt.	Pos.	Yr.
1	Sebastian Francisco	5' 7	130	K	SO	48	Jaquan Brown	5' 9	150	S	JR
2	Clavon Armstong	5' 11	160	WR	JR	50	Kendall Gardener	5' 9	235	DL	JR
3	Kenneth Reedel	5' 7	145	RB	JR	52	Donte Hickman	5' 11	265	OL	JR
4	James Simpson	6' 0	165	QB	SO	54	Jaylen Taylor	6' 1	265	OL	JR
5	Nekia Johnson	5' 9	195	LB	SR	55	Taylor Austin	6' 1	295	OL	SR
6	Stephen Jones	5' 7	145	RB	JR	56	Marlon Robinson	5' 10	265	DL	SR
7	Myron Norfleet	5' 8	190	QB	JR	57	Aric Hamblin	5' 10	190	DL	JR
8	Aaron Duncan	5' 7	180	LB	JR	58	Isaiah Ricketts	5' 9	245	DL	SO
9	Ronald Woods	5' 8	160	S	SR	59	SaDontae Miller	6' 0	195	OL	SO
10	Elijah Owens	5' 9	175	S	JR	60	Jamar Crawford	5' 6	145	LB	FR
11	Adrian Ferguson	5' 6	140	RB	SR	62	RuShuan Morris	6' 2	295	OL	JR
12	Antoinio Heard	5' 8	165	WR	JR	63	Dale Harbin	5' 6	200	DL	FR
13	Andreus Crittenden	5' 6	160	S	JR	64	DeShawn Fenwick	5' 4	125	RB	FR
14	Kenndal Briggs	5' 8	160	DB	JR	65	Ronnall Clark	5' 11	220	OL	FR
15	Anthony Wilson	5' 7	120	WR	JR	66	William Pope	5' 10	285	DL	SR
16	Zackary White	6' 2	160	WR	JR	68	William Graves	5' 8	315	OL	FR
17	Kambrin Brown	5' 11	175	WR	JR	69	Garry Kron	5' 7	220	OL	JR
18	Kienan Crutcher	6' 1	175	WR	SR	70	James Nichols	5' 7	235	OL	FR
19	Quincy Baines	5' 9	145	DB	SO	71	DeShawn Rankins	6' 0	260	OL	FR
20	Jonathan Dooley	5' 10	215	LB	SO	72	Brandyn Robertson	5' 7	205	OL	FR
21	William Harper	5' 10	185	LB	JR	74	Grover Russell	5' 10	195	LB	FR
22	Corey Johnson	5' 9	165	RB	SO	75	James Shepherd	6' 0	155	S	FR
23	Keontay Curry	5' 10	210	LB	JR	76	Sermoin Dawson	5' 11	195	OL	SO
24	Carlos Woodson	5' 6	140	DB	SO	77	Raymond Payne	5' 11	345	OL	SO
25	Stevon Beason	5' 9	195	RB	SR	79	Giovanni Howlett	5' 8	180	OL	SO
27	Nate Young	5' 10	190	S	SR	81	Jaquan Bolden	6' 1	185	TE	SO
28	Jayson Whiting	5' 11	185	FB	SR	83	Raiden Anderson	5' 5	130	WR	SO
29	TeaWonn Ligon	5' 8	170	FB	JR	85	Trey Williams	6' 1	155	WR	FR
30	Jaquaz Terrell	5' 9	170	LB	JR	86	Ronald Jackson	5' 10	135	S	SO
31	Nolan Childress	5' 8	175	LB	SO	87	Larry Poyntz	6' 2	210	TE	JR
32	Chereioun Jones	5' 10	145	RB	SO	88	Melvin Blakey	5' 7	120	WR	FR
33	Kendrick Talley	6' 0	210	DL	SO	89	Raymond Batts	5' 10	135	WR	SO
34	Anthony Easton	5' 7	135	DB	SR	90	Jawon Bowman	5' 7	205	---	SO
35	Chauncey Gilbert	5' 6	130	DB	SO	91	Marquis Barbee	6' 1	190	DB	SO
36	Michael Branch	6' 0	175	LB	SO	92	William Perry	5' 11	220	DL	JR
39	Luke Bowman	6' 0	190	LB	FR	93	Darius Groves	5' 10	205	DL	JR
41	Mekhi Jackson	5' 7	155	FB	JR	94	Davon Hall	5' 7	140	RB	FR
43	Michael Fields	5' 7	160	RB	SO	95	John Hampton	5' 8	185	DL	SO
44	Domonic Lewis	5' 7	150	RB	JR	96	Damon Smith	5' 4	120	RB	FR
45	Davon Ray	5' 9	160	LB	FR	97	Korey McClain	5' 7	130	WR	FR
46	Marcselis Robinson	5' 11	145	LB	SO	99	Samuel Green	6' 0	220	DE	FR
47	Jerald Smith	5' 10	150	RB	FR		Timothy Hicks	5' 11	240	---	FR

Watch the Championships live at KHSAA.tv



QUICK FACTS

NAME:

Belfry HS

CITY:

Belfry

COUNTY:

Pike

ENROLLMENT:

647

NICKNAME:

Pirates

COLORS:

Red & White

SUPERINTENDENT:

David Lester

PRINCIPAL:

Mark Gannon

ATHLETIC DIRECTOR:

Philip Haywood

HEAD COACH:

Philip Haywood

LAST YEAR'S PLAYOFFS:

3A Champion

Belfry 3, Wayne County 0

STATE TITLES (LAST):

3 (2013)

RECORD IN STATE FINALS:

3-7



2014 BELFRY PIRATES (pictured left to right) — FIRST ROW: Shawna Maynard, Sherri New, Keaton Taylor, Austin Hatfield, Kaleb Edwards, Dakota Stanley, Macky Francis, Drew Mullins, Cameron Maynard, Maranda Smith, Lynzi Bowen. SECOND ROW: Jordan Scott, Justin Ferrell, Timmy Adkins, Nate Sanger, TJ Dotson, Keilan Carr, Xondre Willis, Deonte Joplin, Caleb Elkins, Devon Wellman, Brandon Church, Austin Gibbs, Jeremiah Gooslin, Tyler Goins, Aaron Hatfield. THIRD ROW: Andrew Fletcher, Jacob Tincer, Anthony Thompson, Josh Thacker, Austin Dotson, Gregg Staggs, Austin Hall, Austin Wollum, Chase Dove, Jordan Wolford, Dalton Lowe, Cameron Catron, Cole Bentley, Rayquan Horton, Brayden Preece. FOURTH ROW: Nick Francis, Kalob Whitt, Noah Corbett, Ryan Jesse, Justin Adkins, Derek Wellman, Taveon Hunter, Devin Varney, Jameson Keathley, Caleb Lewis, Braxton Miller, Josh Keathley, Chase Runyon, Zack Gibbs. FIFTH ROW: Jonathan Webb, Austin Johnson, -, Michael Stepp, Garrett Spence, Tyler Preece, -, Moses Wiedel, Logan DeMurry, Austin Varney, Jacob Maynard, Mikey SESCO, -, Zach Curry, Lee McCoy. SIXTH ROW: Clarence Hunt, Shawnalea Lincoln, Amber Hatfield, Chasity Bowen, Jackie Hatfield. SEVENTH ROW: Anthony Tackett, Ryan Chapman, Nathan Coleman, Brad Allen, Jason Cross, Matt Marcum, Philip Haywood, Jonathan Wright, Gary Runyon, Matt Varney, Jim Booth, David Jones, James Rowe, Todd Cassell.

2014 SCHEDULE (12-2)

Date	Opponent	Result
8/29	Henry Clay	W, 29-7
9/5	Harlan County	W, 38-20
9/12	at Southwestern	W, 28-7
9/19	at Pikeville	L, 20-29
9/26	Sheldon Clark	W, 49-0
10/3	at Gallia Academy, OH	W, 41-0
10/10	Christian Acad. of Knoxville, TN	W, 31-7
10/17	at Lawrence County	W, 34-19
10/24	Pike County Central	W, 43-14
10/31	at Johnson Central	L, 0-35
11/7	Jackson County	W, 49-6
11/14	Pike County Central	W, 43-14
11/21	Lawrence County	W, 48-14
11/28	Russell	W, 33-0

TEAM STATS

12 - 2	Record (wins - losses)
486	Points Scored this Season
172	Points Allowed this Season
4539	Rushing Yards
1688	Rushing Yards Allowed
459	Passing Yards
1214	Passing Yards Allowed

INDIVIDUAL LEADERS

RUSHING		Atts.--Yards	Yds/Gm	TD	
5	Hatfield, Austin	183--1360	97	25	
4	Taylor, Keaton	106--940	72	9	
3	Willis, Xondre	61--641	53	10	
6	Corbett, Noah	49--468	39	5	
1	Fletcher, Andrew	48--285	20	2	
PASSING		Com-Att-Int	Pct.	Yds	TD
4	Taylor, Keaton	8-20-3	40.0	136	1
6	Corbett, Noah	14-26-1	53.8	323	4
RECEIVING		Rec.--Yards	Yds/Gm	TD	
3	Willis, Xondre	4--100	8.3	2	
27	Woolum, Austin	3--75	6.8	1	
44	Bentley, Cole	1--48	3.7	0	
4	Taylor, Keaton	4--76	5.8	0	
2	Dotson, T	3--78	5.6	1	

SCORING		TDs	FGs	PATs	Pts
5	Hatfield, Austin	25	0	0	158
4	Taylor, Keaton	9	0	2	59
27	Woolum, Austin	1	3	28	48
3	Willis, Xondre	13	0	0	78
6	Corbett, Noah	4	0	0	26

TITLE GAME HISTORY

Year	Class	W/L	Score
1979	3A	L	Franklin-Simpson 33, Belfry 0
1985	3A	L	Paducah Tilghman 29, Belfry 14
1986	3A	L	Owensboro 14, Belfry 0
2003	2A	W	Belfry 33, Elizabethtown 27
2004	2A	W	Belfry 28, Owensboro Catholic 21
2007	3A	L	Central 27, Belfry 17
2010	3A	L	Central 46, Belfry 7
2011	3A	L	Central 15, Belfry 14
2012	3A	L	Central 12, Belfry 6 (ot)
2013	3A	W	Belfry 3, Wayne County 0

CLASS 3A CHAMPIONSHIP



CENTRAL (10-4) vs. BELFRY (12-2)



BELFRY Pirates (12-2)

Head Coach: Philip Haywood

Assistant Coaches: Gary Runyon, James Rowe, Anthony Tackett, Matt Varney, Perry Wright, Jonathan Wright, Matt Marcum, Casey Lequire, Todd Cassell, Jim Booth, Ryan Chapman, Nathan Coleman, David Jones, Jason Cross, Bradley Allen

No.	Name	Ht.	Wt.	Pos.	Yr.
1	Andrew Fletcher	6' 1	205	RB	SO
2	T Dotson	5' 11	175	DE	JR
3	Xondre Willis	5' 10	162	RB	JR
4	Keaton Taylor	5' 11	160	QB	SR
5	Austin Hatfield	5' 9	221	RB	SR
6	Noah Corbett	5' 10	154	QB	SO
9	Kaleb Edwards	5' 10	155	DB	SR
10	Cameron Catron	5' 9	173	DB	SO
11	Nate Sanger	5' 11	188	LB	JR
12	Josh Keathley	5' 9	149	TE	FR
13	Justin Adkins	5' 9	157	QB	FR
14	Devin Wellman	5' 11	160	SE	JR
15	Devin Varney	5' 11	150	RB	FR
16	Ryan Jessie	6' 3	150	SE	FR
17	Josh Thacker	5' 8	140	LB	SO
18	Mikey SESCO	5' 9	151	LB	FR
20	Chase Dove	5' 10	165	RB	SO
21	Michael Stepp	6' 2	165	DT	FR
22	Caleb Elkins	5' 8	143	RB	JR
23	Raquan Horton	6' 1	270	DL	SO
24	Derek Wellman	6' 0	126	RB	FR
25	Dalton Lowe	5' 8	125	SE	SO
27	Austin Woolum	5' 8	133	SE	SO
28	Taveon Hunter	5' 9	145	RB	FR
29	Jacob Tinch	5' 8	135	SE	SO
31	Brandon Church	5' 10	151	RB	JR
32	Leonard Young	5' 10	165	DL	SO
33	Dakota Stanley	5' 9	194	LB	SR
40	Austin Hall	6' 2	187	DE	SO
42	Braxton Miller	6' 1	185	TE	FR
44	Cole Bentley	6' 5	270	TE	SO
50	Greg Staggs	5' 11	195	OL	SO
51	Garrett Spence	5' 10	245	OL	FR
53	Austin Gibbs	6' 2	267	OL	JR
54	Jordan Wolford	5' 11	263	OL	SO
55	Mackey Francis	5' 10	323	OL	SR
56	Brayden Preece	5' 11	228	OL	SO
57	Jonathan Webb	5' 11	238	OL	FR
58	Timmy Adkins	5' 10	186	OL	JR
59	Zack Gibbs	5' 8	163	OL	FR
61	Austin Dotson	6' 4	265	OL	SO

No.	Name	Ht.	Wt.	Pos.	Yr.
62	Jeremiah Gooslin	5' 9	170	OL	JR
63	Justyn Ferrell	5' 11	185	OL	JR
64	Moses Wiedel	5' 6	183	OL	FR
65	Jacob Maynard	5' 7	290	OL	FR
66	Kalob Whitt	5' 10	275	OL	SO
67	Drew Mullins	6' 4	270	OL	SR
68	Tyler Preece	5' 7	253	OL	FR
70	Chase Runyon	6' 1	260	OL	FR
71	Caleb Lewis	5' 9	232	OL	FR
72	Nick Francis	5' 8	271	OL	SO
73	Tyler Goins	5' 10	294	OL	JR
74	Jameson Keatley	5' 7	222	OL	FR
75	Lee McCoy	6' 0	237	OL	FR
76	Jordan Scott	6' 3	300	OL	SO
77	Austin Varney	5' 11	210	OL	SO
78	Anthony Thompson	6' 1	157	DT	SO
79	Zach Curry	5' 9	338	OL	FR
80	Aaron Hatfield	5' 8	135	SE	JR
82	Cameron Maynard	5' 8	182	SE	SR
87	Austin Johnson	5' 5	100	SE	FR



CLASS 3A CHAMPIONSHIP


CENTRAL (10-4) vs. BELFRY (12-2)

2013 CLASS 3A CHAMPIONSHIP REVIEW




State Champion - Belfry Pirates

**Player of the Game
Presented by
Russell Athletic**



**Austin Hatfield
Belfry**



**Forcht Bank
Uncommon Excellence Award
Zack Thompson, Belfry**



**KY National Guard
Best & Brightest Award
Jason Perkins, Wayne County**



2013 RUSSELL ATHLETIC/KHSAA COMMONWEALTH GRIDIRON BOWL BELFRY (14-1) vs. WAYNE COUNTY (14-1)

DEC. 6, 2013 at BOWLING GREEN, KY

Stadium: HOUCHENS-L.T. SMITH STADIUM Attendance: 3,811

Score by Quarters	1	2	3	4	Score
WAYNE COUNTY.....	0	0	0	0	0
BELFRY.....	0	0	3	0	3

Scoring Summary
3rd 05:22 BEL AUSTIN WOOLUM 35 yd field goal [13-65; 6:24; BEL 3, WAY 0]

Kickoff time: 3:00 PM End of Game: 5:07 PM Total elapsed time: 2:07
Officials: Referee: MIKE WALKER; Umpire: DAVID HUFFMAN; Linesman: TERRY W. FLENER; Line Judge: SCOTT HARGITT; Back Judge: DANIEL RODGERS
Temperature: 33 degrees Wind: NNE 9 MPH Weather: RAIN AND COLD

CLASS 3A CHAMPIONSHIP



CENTRAL (10-4) vs. BELFRY (12-2)

3A STATE CHAMPIONSHIP HISTORY

Year	Champion	Coach	Score	Runner-Up	Coach	Site
2013	Belfry	Philip Haywood	3-0	Wayne County	Shawn Thompson	Houchens-L.T. Smith Stadium, Bowling Green
2012	Central	Tyrran Scroggins	12-6 OT	Belfry	Philip Haywood	Houchens-L.T. Smith Stadium, Bowling Green
2011	Central	Tyrran Scroggins	15-14	Belfry	Philip Haywood	Houchens-L.T. Smith Stadium, Bowling Green
2010	Central	Tyrran Scroggins	46-7	Belfry	Philip Haywood	Houchens-L.T. Smith Stadium, Bowling Green
2009	Paducah Tilghman	Randy Wyatt	21-0	Somerset	Robbie Lucas	Houchens-L.T. Smith Stadium, Bowling Green
2008	Central	Tyrran Scroggins	40-19	Breathitt County	Mike Holcomb	Papa John's Cardinal Stadium, Louisville
2007	Central	Tyrran Scroggins	27-17	Belfry	Philip Haywood	Papa John's Cardinal Stadium, Louisville
2006	Covington Catholic	John Rodenberg	27-8	Bowling Green	Kevin Wallace	Papa John's Cardinal Stadium, Louisville
2005	Lexington Catholic	Bob Sphire	49-21	Bowling Green	Kevin Wallace	Papa John's Cardinal Stadium, Louisville
2004	Highlands	Dale Mueller	22-6	Boyle County	Chuck Smith	Papa John's Cardinal Stadium, Louisville
2003	Boyle County	Chuck Smith	44-10	Highlands	Dale Mueller	Papa John's Cardinal Stadium, Louisville
2002	Boyle County	Chuck Smith	21-0	Rockcastle County	Tom Larkey	KFEC Cardinal Stadium, Louisville
2001	Boyle County	Chuck Smith	49-14	Rockcastle County	Tom Larkey	KFEC Cardinal Stadium, Louisville
2000	Highlands	Dale Mueller	48-27	Owensboro	Gordon Powers	KFEC Cardinal Stadium, Louisville
1999	Highlands	Dale Mueller	48-10	Owensboro	Gordon Powers	KFEC Cardinal Stadium, Louisville
1998	Highlands	Dale Mueller	56-7	Waggener	Ken Hockman	KFEC Cardinal Stadium, Louisville
1997	Covington Catholic	Lynn Ray	1-0 (21-13)	VACATED (Hopkinsville)	Craig Clayton	KFEC Cardinal Stadium, Louisville
1996	Highlands	Dale Mueller	21-14	Hopkinsville	Craig Clayton	KFEC Cardinal Stadium, Louisville
1995	Bowling Green	Dan Haley	28-12	Highlands	Dale Mueller	KFEC Cardinal Stadium, Louisville
1994	Covington Catholic	Lynn Ray	24-21	Bowling Green	Dan Haley	KFEC Cardinal Stadium, Louisville
1993	Covington Catholic	Lynn Ray	28-13	Lincoln County	Marty Jaggars	KFEC Cardinal Stadium, Louisville
1992	Highlands	Tom Duffy	15-6	Paducah Tilghman	Allan Cox	KFEC Cardinal Stadium, Louisville
1991	Bell County	Dudley Hilton	35-13	Meade County	Larry French	KFEC Cardinal Stadium, Louisville
1990	Paul Blazer	Vic Marsh	45-13	Lincoln County	Larry Phillips	KFEC Cardinal Stadium, Louisville
1989	Highlands	Tom Duffy	7-3	Paducah Tilghman	Allan Cox	KFEC Cardinal Stadium, Louisville
1988	Covington Catholic	Lynn Ray	30-24 OT	Paducah Tilghman	Allan Cox	KFEC Cardinal Stadium, Louisville
1987	Covington Catholic	Lynn Ray	16-6	Paducah Tilghman	Allan Cox	KFEC Cardinal Stadium, Louisville
1986	Owensboro	Larry Moore	14-0	Belfry	Philip Haywood	KFEC Cardinal Stadium, Louisville
1985	Paducah Tilghman	Allan Cox	29-14	Belfry	Philip Haywood	KFEC Cardinal Stadium, Louisville
1984	Danville	Tom Duffy	24-6	Hopkinsville	Mike Lewis	KFEC Cardinal Stadium, Louisville
1983	Conner	Bob Lewis	12-7	Franklin-Simpson	James Mathews	KFEC Cardinal Stadium, Louisville
1982	Highlands	Bill Herrmann	6-0	Franklin-Simpson	James Mathews	KFEC Cardinal Stadium, Louisville
1981	Highlands	Bill Herrmann	40-24	Elizabethtown	Duke Owen	KFEC Cardinal Stadium, Louisville
1980	Franklin-Simpson	James Mathews	16-0	Conner	Bob Lewis	KFEC Cardinal Stadium, Louisville
1979	Franklin-Simpson	James Mathews	33-0	Belfry	Dick Roddy	KFEC Cardinal Stadium, Louisville
1978	Russell	Ivan McGlone	17-7	Woodford County	Duke Owen	Hanger Field, ECU, Richmond
1977	Highlands	Bill Herrmann	6-0	Shelby County	Tom Becherer	Hanger Field, ECU, Richmond
1976	Lloyd Memorial	Jim Dougherty	24-0	Shelby County	Tom Becherer	Commonwealth Stadium, Lexington
1975	Highlands	Roger Walz	21-0	Franklin-Simpson	James Mathews	WKU, Bowling Green
1974	St. Xavier	Bill Glaser	48-14	Westport	Earl Browning	KFEC Cardinal Stadium, Louisville
1973	Trinity (Louisville)	Dave Moore	16-0	Southern	Hend. Wilson	KFEC Cardinal Stadium, Louisville
1972	Trinity (Louisville)	Jim Kennedy	21-0	Butler	Elmer Collina	KFEC Cardinal Stadium, Louisville
1971	Flaget	Pete Compise	7-7**	Thomas Jefferson	Jim Gray	KFEC Cardinal Stadium, Louisville
1970	Butler	Elmer Collina	20-0	Trinity (Louisville)	Jim Kennedy	KFEC Cardinal Stadium, Louisville
1969	St. Xavier	Leon Dunagan	15-0	Butler	Elmer Collina	KFEC Cardinal Stadium, Louisville
1968	Trinity (Louisville)	Jim Kennedy	29-18	Seneca	Ron Cain	KFEC Cardinal Stadium, Louisville
1967	Flaget	Norm Mackin	21-0	Thomas Jefferson	Jim Gray	KFEC Cardinal Stadium, Louisville
1966	DuPont Manual	Charlie Bentley	33-6	Butler	Milan Perpich	KFEC Cardinal Stadium, Louisville
1965	Seneca	Ron Cain	13-12	Flaget	Jim Kennedy	KFEC Cardinal Stadium, Louisville
1964	Male	Charlie Kuhn	27-0	Eastern	Charles Hord	KFEC Cardinal Stadium, Louisville
1963	Male	Charlie Kuhn	23-7	Waggener	Marty Deim	Manual Stadium, Louisville
1962	St. Xavier	Johnny Meihaus	7-6	Valley	Dallas Arnold	Manual Stadium, Louisville
1961	Flaget	Paulie Miller	41-13	Fairdale	Bubba Simpson	Manual Stadium, Louisville
1960	Male *	Charlie Kuhn	1-0	Eastern *	Emmett Goranflo	N/A
1959	DuPont Manual	Tom Harper	41-14	Durrett	Lloyd Redman	Manual Stadium, Louisville

** Only game to end in a tie in championship history, prior to the adoption of National Federation tie-breaker.

* Eastern forfeited to Male because at that time, the state championship game was not played until the annual Male-Manual battle on Thanksgiving. Eastern accepted the county (Jefferson) championship, forfeiting the state title to Male.



QUICK FACTS

NAME:

Owensboro HS

CITY:

Owensboro

COUNTY:

Daviess

ENROLLMENT:

1,140

NICKNAME:

Red Devils

COLORS:

Red & Black

SUPERINTENDENT:

Nick Brake

PRINCIPAL:

Anita Burnette

ATHLETIC DIRECTOR:

Chris Gaddis

HEAD COACH:

Joe Prince

LAST YEAR'S PLAYOFFS:

Lost in Semifinals

Collins 50, Owensboro 14

STATE TITLES (LAST):

2 (1986)

RECORD IN STATE FINALS:

2-3



2014 OWENSBORO RED DEVILS (pictured left to right) — FIFTH ROW: Asst. Coach Scott Hogg, Gabe Fillman, Jacob Lyons, Hunter Askins, Quorvaughn Tinsley, Lance Lewis, Vasaad Greer, Tavian Board, Klain Creamer, KiShawn Walker, Nick Locher, Ronald Weissend, Chris Bartimus, Trae Crowe, Nate Humphrey, Braxton Embry, Christian Lewis, Coach Joe Prince. FOURTH ROW: Asst. Coach Ben Martin, Lucas Williams, Jackson Burke, Blake Howard, Chance Shouse, Jarrett Hardesty, Dallas Barnett, Tyler Howard, Tripp Grenier. THIRD ROW: Asst. Coach Todd Houston, Rodney Collier, Beau Ashley, Wil Smith, Jaycob Gray, Matt Bartimus, Tristian Lewis, James Thomson, Terion Sutherland, Raishawn Washington, Damettrion Chambers, Dakota Dull, Dakota Adams, Taron Hogg, Charles Milem, Gekove Gardner, Quadri Tinsley, Malik Mundy, Dylan Rogers, Jackson Stewart, Demond Taylor, Ryan Clancy, Asst. Coach Jay Fallin, Asst. Coach Tony Draeger. SECOND ROW: Asst. Coach KO Lewis, Asst. Coach Jeff Reese, Keyon Hayden, Jakaray Weaver, Noah Jones, Rameen Lindsey, Josh Cowherd, Steven Cooper, Courtney Wright, Isaac Fischer, Christian Wright, Zach Gross, Lorenzo Torres, Airius Phillips, Reshae Adams, Jacob Ladd, JaQualin Hall, Quamari Tinsley, Chance Horne, Asst. Coach Drew Hall, Asst. Coach Jason Harrison. FIRST ROW: Ahmad Wilson, Jacob Kirkman, Josiah Johnson, Zach Hutchins, Talen Johnson, Michael Johnson, Dylan Turner, Chris McMurtrie, DeQualis Hayden, Tyler Burks, Landon Board, James Robinson, Trevor Beck, Jahlil Barrett, Austin Coomes, TJ James, AJ Draeger.

2014 SCHEDULE (12-2)

Date	Opponent	Result
8/22	Daviess County	W, 39-7
8/29	Apollo	W, 50-7
9/5	at Owensboro Catholic	W, 50-34
9/12	Bowling Green	L, 34-42
9/19	Ohio County	W, 48-7
9/26	at Madisonville-North Hopkins	W, 29-22
10/3	at Warren Central	W, 28-26
10/10	at Calloway County	W, 50-7
10/24	Hopkins County Central	W, 57-6
10/31	at Henderson County	L, 18-44
11/7	Breckinridge County	W, 49-0
11/14	Warren East	W, 35-13
11/21	Madisonville-North Hopkins	W, 29-28
11/28	at North Oldham	W, 27-24

TEAM STATS

12 - 2	Record (wins - losses)
543	Points Scored this Season
267	Points Allowed this Season
3703	Rushing Yards
2309	Rushing Yards Allowed
1375	Passing Yards
1428	Passing Yards Allowed

INDIVIDUAL LEADERS

RUSHING	Atts.--Yards	Yds/Gm	TD
23 James, Anthony	171--1180	84	16
16 Locher, Nick	130--732	52	18
29 Lindsey, Rameen	73--628	48	6
6 Barrett, Jahlil	61--329	25	4
28 Johnson, Michael	23--207	26	3

PASSING	Com-Att-Int	Pct.	Yds	TD
16 Locher, Nick	66-118-6	55.9	1349	16
9 Gross, Zach	2-3-0	66.7	26	1
4 Bartimus, C.	0-1-0	0.0	0	0

RECEIVING	Rec.--Yards	Yds/Gm	TD
6 Barrett, Jahlil	16--340	26.2	4
13 Collier, Rodney	16--337	25.9	5
11 Walker, Kishawn	9--212	15.1	2
8 Phillips, Airius	7--187	20.8	2
28 Johnson, Michael	2--90	11.3	2

SCORING	TDs	FGs	PATs	Pts
6 Barrett, Jahlil	11	0	0	78
13 Collier, Rodney	5	0	0	32
16 Locher, Nick	18	0	0	128
3 Taylor, Demond	0	0	32	40
23 James, Anthony	18	0	0	122

TITLE GAME HISTORY

Year	Class	W/L	Score
1974	2A	W	Owensboro 14, Middlesboro 7
1983	4A	L	Trinity (Lou.) 26, Owensboro 7
1986	3A	W	Owensboro 14, Belfry 0
1999	3A	L	Highlands 48, Owensboro 10
2000	3A	L	Highlands 48, Owensboro 27

CLASS 4A CHAMPIONSHIP



OWENSBORO (12-2) vs. HIGHLANDS (12-2)



OWENSBORO *Red Devils (12-2)*

Head Coach: Joe Prince

Assistant Coaches: Kenneth Lewis, Ben Martin, Jeff Reese, Todd Houston, Scott Hogg, Jayson Fallin,
Drew Hall, Jason Harrison, Tony Draeger

No.	Name	Ht.	Wt.	Pos.	Yr.	No.	Name	Ht.	Wt.	Pos.	Yr.
3	Demond Taylor	5' 9	145	K/P	SR	53	Austin Coomes	5' 4	170	C/DE	FR
3	RaiShawn Washington	5' 5	108	WR/CB	SO	54	VaSaad Greer	6' 0	318	G/DE	JR
4	Christopher Bartimus	5' 11	160	QB/MLB	JR	55	DeQualis Hayden	5' 7	195	DE	JR
5	Lance Lewis	6' 0	160	QB/FS	FR	57	Lorenzo Torres	5' 8	191	K	SO
6	Jahlil Barrett	5' 3	118	WR/CB	JR	58	Courtney Wright	5' 6	194	G/DE	JR
7	Ahmad Wilson	5' 1	121	WR/CB	SO	60	Tyler Howard	6' 6	310	T	SR
8	Airius Phillips	5' 10	160	RB/FS	SR	61	Christian Wright	5' 6-1/2	176	G/DE	FR
9	Zach Gross	5' 8	159	QB/FS	SO	62	James Thomson	5' 11	191	G/NG	FR
10	Quadri Tinsley	5' 7	140	OLB	JR	63	Tristan Lewis	5' 9	147	G/DE	SO
11	Kishawn Walker	5' 4	112	WR/CB	JR	64	Leonard Grenier	5' 7	---	T/DE	SO
12	GeKove Gardner	5' 8	138	WR/OLB	JR	65	Christian Lewis	5' 10	187	T/DE	SO
13	Rodney Collier	5' 10	130	WR	SR	67	Jaycob Gray	5' 9	188	G	SR
14	Trevor Beck	5' 7	144	WR/SS	SR	68	Will Smith	5' 11	189	C/MLB	SO
15	Malik Mundy	5' 10	157	RB/MLB	SO	69	Lucas Williams	6' 1	254	T/NG	JR
16	Nick Locher	6' 1	160	QB/P	SR	71	Jacob Lyons	5' 9	155	C/DE	JR
17	Dylan Rogers	5' 10	154	WR/MLB	SO	72	Chance Horne	5' 6	288	NG	SO
18	Matthew Bartimus	5' 11	140	WR/CB	JR	74	Quorvaughn Tinsley	5' 9	277	T/DE	SR
19	Josh Cowherd	5' 8	197	FB/MLB	FR	76	Nathaniel Humphrey	6' 2	277	G/NG	FR
20	Beau Ashley	5' 5	---	WR/CB	SO	77	Braxton Embry	5' 10	195	G/DE	FR
21	Taeron Hogg	5' 10	102	WR/CB	FR	78	Jarrett Hardesty	6' 2	223	T	SO
22	Landon Board	5' 6	160	RB/FS	SO	79	Hunter Askins	5' 4	---	G	SO
23	Anthony James	5' 3	138	RB/SS	JR	81	Ronald Weissend	6' 0	216	TE/DE	SR
24	Devontrae Crowe	5' 10	146	WR	JR	82	Jackson Stewart	5' 7	122	WR/CB	FR
25	Tyler Burks	5' 6-1/2	120	WR/CB	SR	83	Jacob Ladd	5' 9	136	WR/CB	FR
26	Chris McMurtrie	5' 5	---	WR/FS	SR	84	Ryan Clancy	5' 9	130	WR/CB	JR
27	Dakota Adams	5' 9	170	TE/OLB	SO	85	Gabe Fillman	6' 2	160	TE/DE	SR
28	Michael Johnson	5' 5	122	RB/CB	SR	86	Dallas Barnett	6' 2	199	K/P	JR
29	Rameen Lindsey	5' 6	180	RB/OLB	SR	87	James Howard	6' 2	---	WR/CB	SO
30	Tavian Board	5' 10	190	TE/MLB	JR	88	Zach Hutchins	5' 3	110	CB	SR
31	Keyon Hayden	5' 6	134	RB/CB	FR	90	Charles Milem	5' 10	136	TE/DE	FR
32	Jakaray Weaver	5' 6	190	FB/MLB	FR	95	Klain Creamer	5' 5	---	K	FR
34	Eterion Lemon	5' 5	---	RB	FR	97	Jackson Burke	6' 5	203	TE/OLB	FR
35	Terion Sutherland	5' 5	146	FB/SS	SO		Shane Crite	5' 9	---	---	FR
38	Reshae Adams	5' 7	---	DE	SR						
39	Dylan Turner	5' 5	131	RB/SS	FR						
42	Isaac Fischer	5' 9	127	MLB	SO						
44	Dakota Dull	5' 6	---	FB/MLB	FR						
47	Anthony Draeger	5' 1	---	RB/SS	SO						
50	Noah Jones	5' 7	230	C/NG	SR						
51	Quamari Tinsley	5' 7	266	T/NG	SO						
52	Steven Cooper	5' 5	---	C/OLB	FR						



QUICK FACTS

NAME:

Highlands HS

CITY:

Fort Thomas

COUNTY:

Campbell

ENROLLMENT:

940

NICKNAME:

Bluebirds

COLORS:

Blue & White

SUPERINTENDENT:

Gene Kirchner

PRINCIPAL:

Brian Robinson

ATHLETIC DIRECTOR:

Dale Mueller

HEAD COACH:

Brian Weinrich

LAST YEAR'S PLAYOFFS:

4A Runner-UP

Collins 37, Highlands 34

STATE TITLES (LAST):

22 (2012)

RECORD IN STATE FINALS:

22-6



2014 HIGHLANDS BLUEBIRDS (pictured left to right) — COACHES: Cole Amann, Head Coach Brian Weinrich, Ryan Leopold, Shelby Jones, Scott Turner, Mark Dill, Zach Deaton, Jason Lynch. FIFTH ROW: Alex Hamann, Dougie Buckler, Jack Telek, Bradley Greene, Logan Harned, Austin Horner, Cashel Coughlan, Trey Bowden, Jared Pulsfort, Trent Buchert, Dalton Mallery, Evan Fickenscher, Sam Taylor, Cameron Hayes, Chuckie Buckler, Luke Lindeman, Ryan Conley. FOURTH ROW: Brandon Lichtenberg, Jack Jager, Michael Davidson, Carson Haas, Mitchell Schry, John Abner, Trent Webster, Drew Bravard, Jacob Johnson, Manny Venegas, Matt Gall, Kyle Finrock, Evan Richardson, Charles Chard, Kyler Dalton, Tyler Sexton, Matt Bowman, Phillip Arce, Dalton Chard. THIRD ROW: Ben Ziegler, Taylor Perez, Chris Kidney, Matt Crockett, Noah Kremer-Stegman, Cam'Ron Johnston, Dalton Cornett, DJ Mills, Ben Ellison, Ben Grothaus, Michael Siska, Bruce Seidel, Caleb Mullikin Carter Burke, Jordan Johnson, Lou Bunning, Trey King, Conner Myers, Max Abanto, Tyler Robinson, Bo Hebel, Jamir Logan. SECOND ROW: Rocco Pangallo, Brady Murray, John Buchanan, Joe Dressman, Collin Rizzo, Griffin Urlage, Brandon Anderson, Luke Meyer, Daniel Kremer, Cody Stamper, Ben Branch, Grant Murray, Luke Ross, James Grau, Austin Beal, Josh Watson, Jacob Noe, Kyle Rust, Hank Johnson, Grayson Heck, Patrick Schoepf. FIRST ROW: James Hinkel, TJ Sipple, Kyle Martin, Justin Weyer, Conner Welsch, Brady Gosney, Alex Veneman, Beau Hoge, Nick Kendall, Tanner Groneck, Jared Dougherty, Andrew Abner, Austin Hergott, Thomas Wood, Chandler New, Eric Miller, Mitchell Cain, Jeff Schneck.

2014 SCHEDULE (12-2)

Date	Opponent	Result
8/29	at Campbell County	W, 23-16
9/5	at Bryan Station	W, 47-41
9/12	John Hardin	W, 49-7
9/20	Paducah Tilghman	W, 49-17
9/26	Covington Catholic	W, 42-7
10/3	at Harrison County	W, 46-13
10/11	Columbus (Miami), FL	L, 34-38
10/17	at Holmes	W, 36-0
10/24	Cincinnati Elder, OH	L, 35-49
10/31	at Warren Central	W, 43-0
11/7	Boyd County	W, 44-7
11/14	Ashland Blazer	W, 30-15
11/21	Covington Catholic	W, 37-34
11/28	Lexington Catholic	W, 47-26

TEAM STATS

12 - 2	Record (wins - losses)
562	Points Scored this Season
270	Points Allowed this Season
2757	Rushing Yards
2067	Rushing Yards Allowed
3348	Passing Yards
2264	Passing Yards Allowed

INDIVIDUAL LEADERS

RUSHING	Atts.--Yards	Yds/Gm	TD
20 Urlage, Griffin	127--823	63	7
7 Hoge, Beau	106--791	57	23
8 Kendall, Nick	93--664	47	6
28 Watson, Josh	79--276	31	3
91 Pulsfort, Jared	28--81	9	1

PASSING	Com-Att-Int	Pct.	Yds	TD
12 Hergott, Austin	8-23-4	34.8	74	1
7 Hoge, Beau	220-347-6	63.4	3254	33
5/34 Gosney, Brady	1-2-0	50.0	20	0

RECEIVING	Rec.--Yards	Yds/Gm	TD
6 Veneman, Alex	87--1529	109.2	22
16 Cain, Mitchell	27--408	34.0	3
15 Miller, Eric	14--273	24.8	3
89 Coughlan, Cashel	24--264	24.0	0
4 Weyer, Justin	20--236	18.2	2

SCORING	TDs	FGs	PATs	Pts
7 Hoge, Beau	23	0	0	138
6 Veneman, Alex	22	0	0	132
10 Dougherty, Jared	0	3	65	74
20 Urlage, Griffin	8	0	0	48
8 Kendall, Nick	7	0	0	42

TITLE GAME HISTORY

Year	Class	W/L	Score
1959	2A	L	Henderson 12, Highlands 7
1960	2A	W	Highlands 21, Lafayette 13
1961	2A	W	Highlands 12, Richmond Madison 0
1963	2A	L	Caldwell Co. 14, Highlands 7
1964	2A	W	Highlands 36, Richmond Madison 0
1966	2A	L	Hopkinsville 27, Highlands 6
1968	2A	W	Highlands 32, Elizabethtown 7
1970	2A	W	Highlands 30, Madisonville 13
1975	3A	W	Highlands 21, Franklin-Simpson 0
1977	3A	W	Highlands 6, Shelby County 0
1981	3A	W	Highlands 40, Elizabethtown 24
1982	3A	W	Highlands 6, Franklin-Simpson 0
1989	3A	W	Highlands 7, Paducah Tilghman 3
1992	3A	W	Highlands 15, Paducah Tilghman 6
1995	3A	L	Bowling Green 28, Highlands 12
1996	3A	W	Highlands 21, Hopkinsville 14
1998	3A	W	Highlands 56, Waggener 7
1999	3A	W	Highlands 48, Owensboro 10
2000	3A	W	Highlands 48, Owensboro 27
2003	3A	L	Boyle County 44, Highlands 10
2004	3A	W	Highlands 22, Boyle County 6
2007	5A	W	Highlands 28, Bowling Green 7
2008	5A	W	Highlands 35, Christian Co. 15
2009	5A	W	Highlands 35, John Hardin 7
2010	5A	W	Highlands 50, Christian Co. 0
2011	4A	W	Highlands 42, Franklin Simpson 14
2012	4A	W	Highlands 47, Collins 0
2013	4A	L	Collins 37, Highlands 34

CLASS 4A CHAMPIONSHIP



OWENSBORO (12-2) vs. HIGHLANDS (12-2)



HIGHLANDS *Bluebirds (12-2)*

Head Coach: Brian Weinrich

Assistant Coaches: Ryan Leopold, Jason Lynch, Matthew Reed, Shelby Jones, Dan Court, Zach Deaton, Mark Dill, Wayne Hall, Scott Turner

No.	Name	Ht.	Wt.	Pos.	Yr.	No.	Name	Ht.	Wt.	Pos.	Yr.
1	James Hinkle	5' 9	165	DB	SR	47	Caleb Mulliken	5' 10	190	DL	JR
3	Kyle Martin	5' 11	185	DB	SR	47	Bruce Seidel	6' 2	140	TE	SO
4	Justin Weyer	6' 0	160	WR	SR	48	Carter Burke	5' 10	140	LB	SO
5/34	Brady Gosney	5' 9	170	QB	SO	49	Jordan Johnson	5' 9	160	DB	JR
5	Conner Welsch	5' 8	160	LB	JR	50	Lou Bunning	6' 2	250	OL	SR
6	Alex Veneman	5' 11	170	WR	SR	50	Tyler Robinson	6' 1	270	DL	JR
7	Beau Hoge	6' 1	205	QB	SR	51	Trey King	6' 1	201	OL	SO
8	Nick Kendall	5' 10	175	RB	JR	52	Connor Myers	5' 10	180	DL	SO
9	Tanner Groneck	5' 11	155	WR	JR	53	Max Abanto	6' 0	205	---	SO
10	Jared Dougherty	6' 0	205	LB	JR	55	Bo Hebel	6' 2	300	OL	JR
11	Andrew Abner	6' 0	170	DB	SR	57	Brandon Lichtenberg	6' 0	200	OL	JR
12	Austin Hergott	6' 4	210	QB	JR	58	Jack Jager	6' 0	195	DE	JR
13	Thomas Wood	6' 0	170	DB	JR	59	Michael Davidson	5' 10	200	OL	SO
14	Chandler New	5' 9	170	WR	JR	60	Nathan Raleigh	6' 1	225	OL	JR
15	Eric Miller	5' 9	145	WR	JR	61	Carson Haas	6' 4	230	OL	JR
16	Mitchell Cain	5' 11	165	WR	JR	62	Mitchell Schry	5' 11	180	OL	SO
17	Rocco Pangallo	6' 0	205	LB	SR	63	John Abner	6' 3	225	DL	SR
17	Jeffrey Schenk	5' 9	165	QB	SO	63	Trent Webster	5' 8	160	LB	SO
18/35	John Buchanan	5' 7	130	DB	SO	65	Drew Bravard	5' 10	170	DL	SO
18	Brady Murray	5' 9	185	LB	SR	70	Manuel Venegas	6' 0	200	OL	SR
19	Joseph Dressman	6' 1	185	LB	JR	71	Matthew Gall	5' 8	215	OL	SR
19	Colin Rizzo	6' 0	170	TE	SO	72	Kyle Finrock	6' 2	210	OL	SO
20/97	Brandon Anderson	5' 9	142	DB	SO	73	Ben Grothaus	5' 8	135	DB	SO
20	Griffin Urlage	6' 2	205	RB	SR	74	Charles Chard	6' 1	230	OL	SO
21	Luke Meyer	5' 10	160	QB	SO	74	Evan Richardson	6' 0	235	OL	JR
22	Daniel Kremer	6' 1	205	DL	SR	76	Kyler Dalton	5' 11	205	OL	SR
23	Ben Brach	5' 6	145	RB	SO	80	Tyler Sexton	6' 2	163	TE	JR
23	Cody Stamper	5' 10	145	DB	JR	81	Matthew Bowman	5' 9	150	WR	SR
24	Grant Murray	6' 1	175	RB	SO	82	Phillip Arce	5' 8	175	WR	SR
25	Luke Ross	5' 11	188	LB	SO	83	Dalton Chard	5' 11	160	WR	SR
26	James Grau	5' 7	165	RB	SR	84	Dougie Buckler	5' 10	125	WR	SO
27	Austin Beal	5' 9	140	DB	JR	84/93	Alex Hamann	5' 6	115	DB	SO
28	Josh Watson	6' 1	175	RB	SR	84	TJ Sipple	5' 11	145	WR	JR
29	Jacob Noe	5' 9	185	LB	SR	85	Jack Telek	6' 5	220	TE	SR
30	Kyle Rust	5' 6	140	DB	SO	86	Bradley Greene	5' 8	130	WR	SO
31	Hank Johnson	5' 10	160	DB	JR	87	Logan Harned	5' 10	125	WR	SO
32	Grayson Heck	5' 10	165	DB	SR	88	Austin Horner	5' 11	145	WR	JR
33	Patrick Schoepf	5' 8	195	LB	SR	89	Cashel Coughlan	6' 0	175	WR	SR
34	Ben Ziegler	5' 11	180	LB	JR	90	Trey Bowden	5' 9	140	WR	SO
35	Taylor Perez	5' 6	148	WR	JR	91	Jared Pulsfort	6' 0	150	RB	SO
36	Chris Kidney	6' 1	150	DB	SO	92	Trent Buchert	5' 7	135	WR	SO
37	Matthew Crockett	6' 0	165	WR	SO	93	Dalton Mallery	5' 8	180	TE	JR
38	Noah Kremer-Stegman	5' 7	145	DB	SO	94	Evan Fickenscher	5' 4	110	WR	SO
39	Camron Johnston	6' 1	205	QB	SO	95	Sam Taylor	5' 8	145	DB	SO
41	Dalton Cornett	5' 9	160	LB	SO	96	Cameron Hayes	5' 5	125	DB	SO
42	Donnie Mills	6' 0	245	DL	SR	97	Chuckie Buckler	5' 10	123	WR	SO
44	Ben Ellison	5' 11	195	LB	SR	98	Luke Lindeman	5' 9	180	LB	JR
45	Jamir Logan	5' 10	180	DL	SO	99	Ryan Conley	6' 1	170	TE	JR
46	Michael Siska	5' 8	120	DB	SO		Jacob Johnson	6' 0	---	---	SO



CLASS 4A CHAMPIONSHIP

OWENSBORO (12-2) vs. HIGHLANDS (12-2)

2013 CLASS 4A CHAMPIONSHIP REVIEW




State Champion - Collins Titans


**Player of the Game
Presented by
Russell Athletic**



**Lawson Page
Collins**



**Forcht Bank
Uncommon Excellence Award
Dre Farris, Collins**



**KY National Guard
Best & Brightest Award
Drew Houliston, Highlands**

2013 RUSSELL ATHLETIC/KHSAA COMMONWEALTH GRIDIRON BOWL COLLINS (13-2) vs. HIGHLANDS (13-2)

DEC. 7, 2013 at BOWLING GREEN, KY

Stadium: HOUCHESS-L.T. SMITH STADIUM Attendance: 2,997

Score by Quarters	1	2	3	4	Score
COLLINS	7	3	13	14	37
HIGHLANDS	7	0	7	20	34

Scoring Summary

1st	06:16	COL	RYAN WATKINS 1 yd run (BLANTON CREQUE kick) [13-92; 5:44; HIGH 0, COL 7]
	04:15	HIGH	ZACH HARRIS 2 yd run (JARED DOUGHERTY kick) [8-66; 1:57; HIGH 7, COL 7]
2nd	01:25	COL	BLANTON CREQUE 27 yd field goal [14-69; 5:32; HIGH 7, COL 10]
3rd	09:23	HIGH	ZACH HARRIS 6 yd run (JARED DOUGHERTY kick) [9-64; 2:33; HIGH 14, COL 10]
	05:55	COL	DEANDRE FARRIS 4 yd run (BLANTON CREQUE kick) [7-80; 3:22; HIGH 14, COL 17]
	00:00	COL	NATHAN SAMES 10 yd pass from LAWSON PAGE (BLANTON CREQUE kick blocked) [7-80; 2:20; HIGH 14, COL 23]
4th	10:36	HIGH	EVAN ALLEN 34 yd pass from DREW HOULISTON (JARED DOUGHERTY kick) [4-76; 1:19; HIGH 21, COL 23]
	09:23	COL	DEANDRE FARRIS 1 yd run (BLANTON CREQUE kick) [5-54; 1:10; HIGH 21, COL 30]
	08:24	HIGH	ALEX VENEMAN 42 yd pass from DREW HOULISTON (JARED DOUGHERTY kick) [5-71; 0:52; HIGH 28, COL 30]
	02:33	HIGH	ZACH HARRIS 1 yd run (ZACH HARRIS pass failed) [11-44; 4:01; HIGH 34, COL 30]
	00:07	COL	NATHAN SAMES 12 yd pass from BR BECHERER (BLANTON CREQUE kick) [9-80; 2:26; HIGH 34, COL 37]

Kickoff time: 2:25 PM End of Game: 5:12 PM Total elapsed time: 2:47

Officials: Referee: ORVIL RENNER; Umpire: DARREN SMITH; Linesman: CHRIS HOOVER; Line Judge: JACK BARKER; Back Judge: MICHAEL NEEL

Temperature: 29 degrees Wind: NNE 10 MPH Weather: COLD AND CLOUDY

OWENSBORO (12-2) vs. HIGHLANDS (12-2)

4A STATE CHAMPIONSHIP HISTORY

Year	Champion	Coach	Score	Runner-Up	Coach	Site
2013	Collins	Jerry Lucas	37-34	Highlands	Dale Mueller	Houchens-L.T. Smith Stadium, Bowling Green
2012	Highlands	Dale Mueller	47-0	Collins	Jerry Lucas	Houchens-L.T. Smith Stadium, Bowling Green
2011	Highlands	Dale Mueller	42-14	Franklin-Simpson	Tim Schlosser	Houchens-L.T. Smith Stadium, Bowling Green
2010	Boyle County	Larry French	21-14	Allen County-Scottsville	Brad Hood	Houchens-L.T. Smith Stadium, Bowling Green
2009	Boyle County	Larry French	42-39 2OT	Lone Oak	Jack Haskins	Houchens-L.T. Smith Stadium, Bowling Green
2008	Bell County	Dudley Hilton	15-13	Bullitt East	Doug Preston	Papa John's Cardinal Stadium, Louisville
2007	Lexington Catholic	Bill Letton	49-7	Lone Oak	Jack Haskins	Papa John's Cardinal Stadium, Louisville
2006	Trinity (Louisville)	Bob Beatty	41-7	Ryle	Bryson Warner	Papa John's Cardinal Stadium, Louisville
2005	Trinity (Louisville)	Bob Beatty	14-6	St. Xavier	Mike Glaser	Papa John's Cardinal Stadium, Louisville
2004	St. Xavier	Mike Glaser	49-9	Scott County	Jim McKee	Papa John's Cardinal Stadium, Louisville
2003	Trinity (Louisville)	Bob Beatty	17-14	St. Xavier	Mike Glaser	Papa John's Cardinal Stadium, Louisville
2002	Trinity (Louisville)	Bob Beatty	59-56	Male	Bob Redman	KFEC Cardinal Stadium, Louisville
2001	Trinity (Louisville)	Bob Beatty	45-19	Male	Bob Redman	KFEC Cardinal Stadium, Louisville
2000	Male	Bob Redman	34-14	Trinity (Louisville)	Bob Beatty	KFEC Cardinal Stadium, Louisville
1999	St. Xavier	Mike Glaser	34-21 OT	Bryan Station	John Nohta	KFEC Cardinal Stadium, Louisville
1998	Male	Bob Redman	31-7	Tates Creek	Joe Ruddell	KFEC Cardinal Stadium, Louisville
1997	St. Xavier	Mike Glaser	3-0	Trinity (Louisville)	Chuck Servino	KFEC Cardinal Stadium, Louisville
1996	Nelson County	Mark Brown	35-34 OT	Paul Dunbar	Mike Meighan	KFEC Cardinal Stadium, Louisville
1995	St. Xavier	Mike Glaser	26-0	Henry Clay	Sam Simpson	KFEC Cardinal Stadium, Louisville
1994	Trinity (Louisville)	Dennis Lampley	21-7	Boone County	Owen Hauck	KFEC Cardinal Stadium, Louisville
1993	Male	Bob Redman	29-7	Shelby County	Tom Becherer	KFEC Cardinal Stadium, Louisville
1992	St. Xavier	Mike Glaser	3-0	Boone County	Owen Hauck	KFEC Cardinal Stadium, Louisville
1991	George Rogers Clark	Don Danko	28-21	St. Xavier	Mike Glaser	KFEC Cardinal Stadium, Louisville
1990	Trinity (Louisville)	Dennis Lampley	27-14	Warren Central	Joe Hood	KFEC Cardinal Stadium, Louisville
1989	Trinity (Louisville)	Dennis Lampley	28-14	Warren Central	Joe Hood	KFEC Cardinal Stadium, Louisville
1988	Trinity (Louisville)	Dennis Lampley	28-0	DuPont Manual	Steve Haag	KFEC Cardinal Stadium, Louisville
1987	Shelby County	Tom Becherer	17-14	Boone County	Owen Hauck	KFEC Cardinal Stadium, Louisville
1986	St. Xavier	Mike Glaser	27-14	Boone County	Owen Hauck	KFEC Cardinal Stadium, Louisville
1985	Trinity (Louisville)	Dennis Lampley	28-7	Lafayette	Tom Fee	KFEC Cardinal Stadium, Louisville
1984	Christian County	Dan Goble	14-10	Ballard	Bob Redman	KFEC Cardinal Stadium, Louisville
1983	Trinity (Louisville)	Roger Gruneisen	26-7	Owensboro	Larry Moore	KFEC Cardinal Stadium, Louisville
1982	Christian County	Dan Goble	10-3	Southern	Danny Dohn	KFEC Cardinal Stadium, Louisville
1981	Henry Clay	Jake Bell	20-7	DeSales	Ron Madrick	KFEC Cardinal Stadium, Louisville
1980	Trinity (Louisville)	Roger Gruneisen	31-8	Paducah Tilghman	Dan Haley	KFEC Cardinal Stadium, Louisville
1979	Butler	Joe Hood	21-7	Henry Clay	Jake Bell	KFEC Cardinal Stadium, Louisville
1978	St. Xavier	Mike Stewart	42-21	Tates Creek	Roy Walton	KFEC Cardinal Stadium, Louisville
1977	Trinity (Louisville)	Dave Moore	28-7	Greenup County	Bill Trent	KFEC Cardinal Stadium, Louisville
1976	Trinity (Louisville)	Dave Moore	28-24	Henderson County	Mojo Hollowell	Commonwealth Stadium, Lexington
1975	St. Xavier	Bill Glaser	20-0	Paul Blazer	Herb Conley	KFEC Cardinal Stadium, Louisville

#Cardinal Stadium refers to the Kentucky Fair and Exposition Center



QUICK FACTS

NAME:

Graves County HS

CITY:

Mayfield

COUNTY:

Graves

ENROLLMENT:

1,422

NICKNAME:

Eagles

COLORS:

Blue & Gray

SUPERINTENDENT:

Kim Harrison

PRINCIPAL:

Matthew Madding

ATHLETIC DIRECTOR:

Paul Elliott

HEAD COACH:

Lance Gregory

LAST YEAR'S PLAYOFFS:

Lost in 3rd Round

Bowling Green 49, Graves Co. 10

STATE TITLES (LAST):

0

RECORD IN STATE FINALS:

1st appearance



2014 GRAVES COUNTY EAGLES (pictured left to right) — BACK ROW: Manager Zach Katzman, Jonathan Maldonado, Avery Miliken, Chase Whitis, Dusty Morefield, Luke Willis, John Holmes, Preston Puckett, Nathan Chambers, Layton Seay, Bryce Suiter, Dylan Houser, Milton Sampson, Hunter Ivey, Quan'ya Weston, Coach John Wiggins. FOURTH ROW: Coach Russ Gills, Coach Gary Pedley, Manager Cookie Watkins, Jake Mills, Gage Mathis, Clint Williams, Devon Moore, Jamey Theobald, Carson Elliot, Dalton Reynolds, Bryce Stanfill, Zach Barnhart, Jeremy Moore, Roman Harris, Trey Wilson, Coach Les May, Manager Caleb McClure, Coach Jarred Fite. THIRD ROW: Coach Perry Prince, Coach Tyler Debernardi, Hunter Hancock, Trevor Grant, Cameron Johnson, Derek Rowe, Micah Willit, Colt Woods, Brennen Culp, Nathan Jones, Tristan Bonnstetter, Levi Nesler, Ethan Hart, Devon Orr, Conner McKee, Reese Gills, Mason Gargus, Coach Jason Goatley, Coach Chris Watkins. SECOND ROW: Coach Nick Kemp, Zach Heath, Noah Seay, Morgan Puckett, Austin Ramage, Dystan Holmes, Matt Smith, Dillon Day, Tim Kloss, Dakota Dixon, Hunter Grant, Christian Gough, Garrett Clark, Rob Trent, David Snider, Manager Daniel Glisson. FRONT ROW: Coach Jon Shell, Brandon Barber, Shawn Frazier, Ryan Rowe, Dustin Coles, Austin Patterson, Joey Marshall, Coach Lance Gregory, Heath Wiggins, Cody Crider, Dylan Reed, Dionte Gray, Josh Carter, Tanner Hayden, Coach Bobby Potts.

2014 SCHEDULE (11-3)

Date	Opponent	Result
8/29	at Franklin-Simpson	L, 26-28
9/5	Murray	W, 26-17
9/12	at Paducah Tilghman	L, 22-36
9/19	Mayfield	L, 0-21
9/26	Apollo	W, 55-20
10/3	at McCracken County	W, 28-21
10/10	Ohio County	W, 48-7
10/17	at Christian County	W, 35-14
10/24	at Hopkinsville	W, 56-14
10/31	Marshall County	W, 38-6
11/7	Barren County	W, 56-13
11/14	Christian County	W, 13-0
11/21	at Bowling Green	W, 7-0
11/28	at John Hardin	W, 28-23

TEAM STATS

11 - 3	Record (wins - losses)
438	Points Scored this Season
220	Points Allowed this Season
3127	Rushing Yards
1926	Rushing Yards Allowed
1151	Passing Yards
1574	Passing Yards Allowed

INDIVIDUAL LEADERS

RUSHING	Atts.--Yards	Yds/Gm	TD
28 Crider, Cody	294--2566	183	31
11 Marshall, Joey	82--640	46	6
27 Dixon, Dakota	20--158	11	1
6 Reed, Dylan	37--101	7	2
26 Coles, Dustin	4--23	2	0

PASSING	Com-Att-Int	Pct.	Yds	TD
6 Reed, Dylan	66-103-7	64.1	947	13
19 Mckee, Conner	14-33-2	42.4	127	0
17 Bonnstetter, T.	11-36-2	30.6	122	1

RECEIVING	Rec.--Yards	Yds/Gm	TD
11 Marshall, Joey	23--452	32.3	5
8 Gray, Dionte	28--262	18.7	8
28 Crider, Cody	18--208	14.9	3
5 Grant, Hunter	13--177	13.6	1
6 Reed, Dylan	3--49	3.5	0

SCORING	TDs	FGs	PATs	Pts
28 Crider, Cody	32	0	0	170
11 Marshall, Joey	12	0	0	72
15 Garcia, Hector	0	5	50	65
7 Culp, Brennen	3	0	0	22
8 Gray, Dionte	3	0	0	20

TITLE GAME HISTORY

Year	Class	W/L	Score
---	---	---	---

CLASS 5A CHAMPIONSHIP



GRAVES COUNTY (11-3) vs. PULASKI COUNTY (12-2)



GRAVES COUNTY

Eagles (11-3)

Head Coach: Lance Gregory

Assistant Coaches: Jon Shell, John Wiggins, Bobby Potts, Les May, Jarod Fite, Tyler Debernardi

No.	Name	Ht.	Wt.	Pos.	Yr.	No.	Name	Ht.	Wt.	Pos.	Yr.
3	Josh Carter	6' 0	195	WR/LB	SR	68	David Snider	5' 11	220	OL/DL	JR
5	Hunter Grant	5' 11	165	WR/DB	JR	70	John Holmes	5' 10	225	OL/DL	FR
6	Austin Patterson	5' 8	155	WR/DB	SR	72	Morgan Puckett	6' 0	275	OL/DL	JR
6	Dylan Reed	5' 11	170	WR/DB	SR	73	Bryce Stanfill	6' 0	245	OL/DL	FR
7	Brennen Culp	5' 9	200	RB/LB	SO	74	Caleb Thomas	5' 11	235	OL/DL	JR
8	Dionte Gray	6' 3	190	WR/DB	SR	77	Noah Seay	6' 0	245	OL/DL	JR
11	Joey Marshall	5' 9	155	RB/DB	SR	78	Colt Woods	6' 0	240	OL/DL	SO
12	Mason Gargus	5' 9	150	WR/DB	JR	84	Zach Heath	6' 3	185	WR/LB	JR
15	Hector Garcia	6' 1	200	K/P	SR		Cole Barnard	6' 4	180	---	SR
16	Reeves Gills	6' 2	155	WR/DB	JR		Zach Barnhart	6' 1	254	---	JR
17	Tristan Bonnstetter	6' 0	160	QB/DB	SO		Nate Chambers	5' 0	---	---	FR
19	Conner Mckee	5' 9	155	QB/DB	JR		Garrett Clark	5' 10	170	---	JR
20	Micah Willett	5' 5	135	WR/DB	SO		Ethan Hart	6' 0	210	---	SO
21	Christian Gough	6' 4-1/2	205	WR/LB	JR		Cameron Johnson	5' 5	140	---	SO
23	Dystan Holmes	5' 9	170	WR/DB	SR						
24	Trey Wilson	5' 6	140	WR/DB	JR						
25	Tanner Hayden	5' 9	185	RB/LB	SR						
26	Dustin Coles	5' 9	175	RB/DB	SR						
27	Dakota Dixon	5' 10	155	RB/DB	JR						
28	Cody Crider	6' 1	195	WR/DB	SR						
30	Rob Trent	5' 8	145	WR/DB	JR						
31	Austin Ramage	5' 10	170	RB/LB	JR						
32	Clint Williams	5' 9	155	RB/LB	FR						
33	Chase Whitis	5' 11	170	RB/LB	FR						
34	Avery Milliken	6' 0	155	RB/LB	FR						
36	Levi Nesler	5' 11	205	TE/LB	SO						
42	Ryan Rowe	5' 5	140	WR/DB	SR						
46	Dalton Reynolds	5' 9	130	WR/DB	FR						
50	Nathan Jones	6' 0	195	OL/LB	SO						
51	Brandon Barber	5' 8	230	OL/DL	SR						
53	Dillon Day	6' 0	215	OL/DL	SR						
54	Jamey Theobald	5' 8	240	OL/DL	FR						
56	Preston Puckett	6' 0	245	OL/DL	FR						
58	Shawn Frazier	5' 10	235	OL/DL	SR						
59	Tim Kloss	6' 1	220	OL/DL	SR						
60	Heath Wiggins	6' 3	245	OL/DL	SR						
61	Luke Willis	5' 8	160	OL/DL	FR						
63	Devon Rodderrick	5' 7	205	OL/DL	FR						
64	Roman Harris	6' 1	235	OL/DL	JR						
66	Matt Smith	5' 11	300	OL/DL	SR						
67	Jonathon Maldonado	6' 0	200	OL/DL	FR						



QUICK FACTS

NAME:

Pulaski County HS

CITY:

Somerset

COUNTY:

Pulaski

ENROLLMENT:

1,087

NICKNAME:

Maroons

COLORS:

Maroon & White

SUPERINTENDENT:

Steve Butcher

PRINCIPAL:

Mike Murphy

ATHLETIC DIRECTOR:

Brian Miller

HEAD COACH:

John Hines

LAST YEAR'S PLAYOFFS:

5A Runner-Up

Bowling Green 49, Pulaski Co. 14

STATE TITLES (LAST):

0

RECORD IN STATE FINALS:

0-1



2014 PULASKI COUNTY MAROONS (pictured left to right) — FRONT ROW: Kolton Adams, Shane Hamm, Chris Perkins, Stephen Loveless, Drake Stacy, Allen Cline, Dylan Hopkins, Jason Mercer, Tyler Hall, Mikey Jutz, Alec Godby. SECOND ROW: Christian Holman, Chris Saltee, Jackson Mobley, Ricky Maxey, Daniel Mink, Grant Nelson, Jake Roberts, Jesse Hudson, Jarad Denney, John Davis, Jon-Blake Burton. THIRD ROW: Nick Owens, Jaxon Morgan, Tyler Harness, Jake New, Jesse Whitaker, Jaylon Conwell, Travis Bechard, George Gregory, Drew Whitaker, Dylan Perkins. FOURTH ROW: Jackson Lockard, Josh Riddle, Jake Johnson, Riley Hall, Evan Campbell, Clayton Pervis, Caleb Cox, Hunter Merrick, Cody Daniel, Derek Burgett. FIFTH ROW: Trevor Ridner, Deandre Sanders, Mason Helton, Tyler Kirby, Matt Hendricks, Brett Young, Michael Turner, Tristan Royalty, Zach Ferris. SIXTH ROW: Wade Rutherford, Tyler Baugh, Ethan Bailey, Logan Hamm, Tristan Tilley, Cullen Cox. COACHES: (bottom) Brian Campbell, Jacob Gross; (2nd) Keith Rose, Stan Andrews; (3rd) Joey Warren, Josh Roberts; (4th) David Seward, Mike Morgan; (5th) Jason Roberts, John Hines; (6th) Stephen Godby.

2014 SCHEDULE (12-2)

Date	Opponent	Result
8/22	vs. Corbin	W, 39-13
9/5	Somerset	W, 56-0
9/12	at Russell County	W, 41-6
9/19	Rockcastle County	W, 61-14
9/26	at Lincoln County	W, 33-0
10/3	at North Laurel	W, 14-12
10/10	at Madison Southern	W, 35-0
10/17	South Laurel	W, 56-20
10/24	at Southwestern	L, 0-14
10/31	Bowling Green	L, 7-23
11/7	Harlan County	W, 42-20
11/14	at Letcher County Central	W, 55-12
11/21	at Southwestern	W, 24-16
11/28	Cooper	W, 33-7

TEAM STATS

12 - 2	Record (wins - losses)
496	Points Scored this Season
157	Points Allowed this Season
2540	Rushing Yards
1453	Rushing Yards Allowed
2434	Passing Yards
1273	Passing Yards Allowed

INDIVIDUAL LEADERS

RUSHING	Atts.--Yards	Yds/Gm	TD
33 Conwell, Jaylon	84--637	46	12
16 Gregory, George	59--500	38	8
22 Cox, Caleb	76--401	29	6
44 Helton, Mason	44--325	23	5
7 Hall, Riley	31--223	25	1

PASSING	Com-Att-Int	Pct.	Yds	TD
7 Hall, Riley	127-196-5	64.8	1905	20
18 Hendricks, Matt	13-29-1	44.8	140	0
16 Gregory, George	18-40-1	45.0	284	3

RECEIVING	Rec.--Yards	Yds/Gm	TD
2 Johnson, Jake	73--1197	85.5	11
16 Gregory, George	32--574	44.2	7
44 Helton, Mason	17--272	19.4	3
33 Conwell, Jaylon	9--109	7.8	1
22 Cox, Caleb	11--78	5.6	1

SCORING	TDs	FGs	PATs	Pts
16 Gregory, George	17	0	0	102
33 Conwell, Jaylon	14	0	0	84
2 Johnson, Jake	13	0	0	78
24 Burgett, Derek	0	3	56	65
44 Helton, Mason	9	0	0	58

TITLE GAME HISTORY

Year	Class	W/L	Score
2013	5A	L	Bowling Green 49, Pulaski Co. 14

GRAVES COUNTY (11-3) vs. PULASKI COUNTY (12-2)



PULASKI COUNTY

Maroons (12-2)

Head Coach: John Hines

Assistant Coaches: Josh Roberts, Keith Rose, David Seward, Joey Warren, Jason Roberts, Michael Morgan, Stephen Godby, Brian Campbell, Jacob Gross, Winston Hines, Stanley Andrews

No.	Name	Ht.	Wt.	Pos.	Yr.	No.	Name	Ht.	Wt.	Pos.	Yr.
1	Drew Whitaker	6' 1	172	WR/FS	SO	60	Alec Godby	5' 9	168	G/ILB	FR
2	Jake Johnson	5' 10	155	WR/FS	SO	61	Kyler Hall	5' 7	232	G/DE	FR
4	Jaxon Morgan	5' 10	161	TE/OLB	SO	62	Jason Mercer	5' 8	203	T/DE	FR
5	Tyler Harness	6' 0	180	RB/OLB	FR	63	Grant Nelson	5' 8	205	G/DE	FR
6	Rickey Maxey	5' 10	195	RB/ILB	SO	64	Jesse Hudson	6' 0	205	G/DE	SO
7	Riley Hall	6' 0	164	QB/FS	JR	66	Michael Dobbs	6' 3	215	G/DE	JR
8	Jackson Mobley	5' 8	174	QB/ILB	SO	68	Wade Rutherford	6' 2	208	T/DE	SR
10	Chris Perkins	5' 7	158	TE/OLB	FR	70	Ethan Bailey	6' 0	202	C/NT	FR
12	Dylan Hopkins	5' 9	165	RB/WR/CB	SO	71	Jackson Lockard	5' 11	185	G/ILB	FR
13	Evan Campbell	5' 11	177	TE/DE	SO	72	Dylan Perkins	5' 10	275	T/NT	JR
14	Travis Bechard	6' 0	172	WR/CB	JR	73	Blake Turner	5' 8	227	G/DE	FR
15	Shane Hamm	5' 7	142	WR/CB	FR	75	Brett Young	6' 2	278	T/DE	JR
16	George Gregory	5' 10	185	WR/CB	JR	77	Zach Ferris	6' 5	222	G/DE	FR
18	Matt Hendricks	6' 0	184	QB/SS	FR	78	Deandre Sanders	6' 2	255	T/NT	FR
20	Christian Holman	5' 8	170	RB/FS	JR	79	Tristan Royalty	6' 4	249	T/DE	FR
21	Quinton Baldwin	6' 0	172	WR/SS	JR	80	Trevor Ridner	6' 3	235	TE/DE	SO
22	Caleb Cox	6' 0	202	RB/OLB	SR	82	Mikey Jutz	5' 6	128	WR/CB	FR
23	Jesse Whitaker	5' 10	204	RB/OLB	JR	85	Chris Sallee	5' 8	164	RB/OLB	SR
24	Derek Burgett	5' 9	152	K	JR						
26	Drake Stucey	5' 6	133	RB/WR/CB	FR						
27	Logan Hamm	5' 11	165	WR/FS	SO						
28	Jacob New	5' 9	158	WR/SS	SO						
30	Clayton Purvis	6' 0	170	TE/OLB	SO						
32	Kolton Adams	5' 6-1/2	114	RB/WR/FS	FR						
33	Jaylon Conwell	5' 10	162	RB/SS	SO						
34	John Davis	5' 8-1/2	150	WR/CB	SR						
35	John Burton	5' 10	158	WR/CB	SO						
40	Stephen Loveless	5' 8	158	RB/WR/SS	FR						
41	Allen Cline	5' 6	138	RB/CB	JR						
42	Cody Daniel	6' 1	181	TE/ILB	SO						
43	Tyler Kirby	5' 10	196	TE/OLB	SR						
44	Mason Helton	6' 2	221	TE/ILB	JR						
51	Daniel Mink	6' 0	181	G/OLB	SO						
52	Jake Roberts	5' 8	252	G/NT	JR						
53	Hunter Merrick	5' 11	211	T/DE	SR						
54	Nick Owens	5' 10-1/2	177	G/ILB	SO						
55	Tristan Tilley	6' 3	277	T/NT	SR						
56	Tyler Baugh	6' 3	255	TG/DE	SO						
57	Cullen Cox	5' 9	234	C/DE	SO						
58	Josh Riddle	5' 10	182	G/ILB	JR						
59	Jarod Denney	5' 11	204	C/G/IDE	JR						



CLASS 5A CHAMPIONSHIP


GRAVES COUNTY (11-3) vs. PULASKI COUNTY (12-2)

2013 CLASS 5A CHAMPIONSHIP REVIEW



State Champion - Bowling Green Purples

**Player of the Game
Presented by
Russell Athletic**



**Blake Pillow
Bowling Green**



**Forcht Bank
Uncommon Excellence Award
Devin Hayes, Bowling Green**



**KY National Guard
Best & Brightest Award
Aaron Smith, Pulaski County**

2013 RUSSELL ATHLETIC/KHSAA COMMONWEALTH GRIDIRON BOWL BOWLING GREEN (14-0) vs. PULASKI COUNTY (14-1)

DEC. 8, 2013 at BOWLING GREEN, KY
Stadium: HOUCHENS-L.T. SMITH STADIUM Attendance: 6,009

Score by Quarters	1	2	3	4	Score
BOWLING GREEN.....	0	14	14	21	49
PULASKI COUNTY	7	7	0	0	14

Scoring Summary

1st	03:39	PUL	JAKE JOHNSON 8 yd pass from RILEY HALL (DEREK BURGETT kick) [5-67; 1:48; PUL 7, BG 0]
2nd	11:35	PUL	RILEY HALL 25 yd run (DEREK BURGETT kick) [9-76; 2:36; PUL 14, BG 0]
	08:55	BG	NACARIUS FANT 25 yd pass from DEVIN HAYES (LEE RAMSEY kick) [7-63; 2:34; PUL 14, BG 7]
	06:56	BG	BLAKE PILLOW 79 yd run (LEE RAMSEY kick) [1-79; 0:13; PUL 14, BG 14]
3rd	08:24	BG	BLUE TISDALE 9 yd run (LEE RAMSEY kick) [6-56; 1:58; PUL 14, BG 21]
	03:36	BG	BLUE TISDALE 1 yd run (LEE RAMSEY kick) [3-8; 1:26; PUL 14, BG 28]
4th	11:50	BG	BLAKE PILLOW 41 yd run (LEE RAMSEY kick) [8-80; 2:55; PUL 14, BG 35]
	06:16	BG	BLUE TISDALE 33 yd pass from DEVIN HAYES (LEE RAMSEY kick) [4-42; 1:50; PUL 14, BG 42]
	03:29	BG	JACOB YATES 2 yd run (LEE RAMSEY kick) [4-32; 1:31; PUL 14, BG 49]

Kickoff time: 2:00 PM End of Game: 4:36 PM Total elapsed time: 2:36

Officials: Referee: STEVE COLEMAN; Umpire: DAVE BLOOMFIELD; Linesman: STEVEN TOMPKINS; Line Judge: ROGER SCHMITT; Back Judge: JIMMY O'BRIEN

Temperature: 34 degrees Wind: ESE 5 MPH Weather: CLOUDY AND COOL

CLASS 5A CHAMPIONSHIP



GRAVES COUNTY (11-3) vs. PULASKI COUNTY (12-2)

5A STATE CHAMPIONSHIP HISTORY

Year	Champion	Coach	Score	Runner-Up	Coach	Site
2013	Bowling Green	Kevin Wallace	49-14	Pulaski County	John Hines	Houchens-L.T. Smith Stadium, Bowling Green
2012	Bowling Green	Kevin Wallace	34-20	Cooper	Randy Borchers	Houchens-L.T. Smith Stadium, Bowling Green
2011	Bowling Green	Kevin Wallace	55-3	Anderson County	Mark Peach	Houchens-L.T. Smith Stadium, Bowling Green
2010	Highlands	Dale Mueller	50-0	Christian County	Steve Lovelace	Houchens-L.T. Smith Stadium, Bowling Green
2009	Highlands	Dale Mueller	35-7	John Hardin	Mark Brown	Houchens-L.T. Smith Stadium, Bowling Green
2008	Highlands	Dale Mueller	35-15	Christian County	Steve Lovelace	Papa John's Cardinal Stadium, Louisville
2007	Highlands	Dale Mueller	28-7	Bowling Green	Kevin Wallace	Papa John's Cardinal Stadium, Louisville



**Think you have what it takes
to be an official?**

SIGN UP NOW!



**Find out what an officiating career can mean to you!
Contact the KHSAA for further details.
(859) 299-5472 or www.khsaa.org.**

Watch the Championships live at KHSAA.tv



QUICK FACTS

NAME:

Trinity (Louisville) HS

CITY:

Louisville

COUNTY:

Jefferson

ENROLLMENT:

1,269

NICKNAME:

Shamrocks

COLORS:

Green & White

SUPERINTENDENT:

Leisa Schulz

PRINCIPAL:

Rob Mullen

ATHLETIC DIRECTOR:

Rob Saxton

HEAD COACH:

Bob Beatty

LAST YEAR'S PLAYOFFS:

Lost in 3rd Round

Male 31, Trinity (Lou.) 7

STATE TITLES (LAST):

22 (2012)

RECORD IN STATE FINALS:

22-4



2014 TRINITY (LOUISVILLE) SHAMROCKS (pictured left to right) — FIRST ROW: Manager Zack Stopher, Ryan Young, Matt English, Kyle Gregory, Andrew Dye, Chris Tipton, Logan Frederick, Josh Dailey, Eric Schoen, Chris Roberts, Aaron Roseberry, Adam King, Donald Brooks, Zach Berger, Quinn Johnston, Ted Kamer, Manager Ryan Logue. SECOND ROW: Trainer Cody Gramig, Calvin Fante, Tyler Murphy, Brennan Ervin, Canon Jackson, Andrew DelVisco, Blake Corbett, Justin Crabtree, Landon Corolla, DJ Johnson, Cameron Pomerleau, Aiden Blake, Jacob Suell, Alex Reiser, Robert Streeter, Trainer Mason Daly. THIRD ROW: Trainer Tucker Seidt, Michael Elzy, Josh Heath, Jacob Mitcham, Austin Hock, John Ewing, Connor Carrico, Dalton Jones, Ryan Reynolds, Vince Lococo, Connor Foos, Rodjay Burns, Santo Biddex, Cameron Evans, Damon Lowe, Jalen Reed, Manager Jacob Gonzales. FOURTH ROW: Trainer Ethan Guilford, Jody Osborne, Trey Patterson, Marcus Sides-Johnson, John Ruxer, Justin Karem, Michael Hiestand, Colvin Bryant, Max Martin, Will O Rourke, Griffin Ballard, Nathan Yankee, Kris Thompson, Phillip Ellis, Enzo Palombino, Manager David Caswell. FIFTH ROW: Video Manager Andrew Hughes, Jay Nunnamaker, Jordan Mudd, Jackson Morgan, Jake Woosley, Richard Sears, Lucas Meiners, Cole Spencer, Caleb Costin, Eric Barry, Amed Johnson, Trey Williams, Jovan Smith, Zyon Bethel, Jaylen Garnett, Jovel Smith, Manager Cambron Wessel. SIXTH ROW: Robbie Lewis, Justin Richie, Ryan Lichtefeld, Robert Crawford, Ronnie Galloway, Luke Eskins, Chase Elliot, Matthew Coontz, Larry Harper, Manny Harper, Baron Hoffman, Spencer Blackburn, Issac Martin, Spencer Kelly, Miles McKinney. SEVENTH ROW: Adam Timmering, Kyle Liebert, Jermaine Jackson, Lee Issacs, Alec McGuire, Andrew McGuffey, Luke McKean, Noah Hoffman, Tommy Kolb, Noah Ellison, Collin McKinley, Dylan Wise, Sam Werner, Zack Williams, John Lage. EIGHTH ROW: Coach Michael Fox, Coach Oscar Brohm, Coach Andrew Coverdale, Coach Tom Fox, Coach Chad Carpenter, Coach Devian Logan, Head Coach Bob Beatty, Strength Coach Michael Snyder, Coach Pat Newman, Coach Gary Owens, Head Trainer Bill Cabbage, Coach Jay Cobb, Coach Rob Piercy, Coach Nathan Leslie.

2014 SCHEDULE (9-5)

Date	Opponent	Result
8/22	at Ensworth, TN	L, 14-21
8/29	Carmel, IN	L, 7-10
9/5	Imhotep Charter School, PA	W, 30-6
9/12	at Colerain, OH	W, 36-27
9/19	Cocoa, FL	W, 35-32
9/26	at Indianapolis Cathedral, IN	W, 31-19
10/3	St. Xavier	L, 21-35
10/10	at DuPont Manuel	W, 14-3
10/17	Male	L, 34-35
10/31	at Archbishop Moeller, OH	L, 14-17
11/7	at Henderson County	W, 55-7
11/14	at Male	W, 38-31
11/21	vs. St. Xavier	W, 9-3
11/28	at Meade County	W, 48-0

TEAM STATS

9 - 5	Record (wins - losses)
386	Points Scored this Season
246	Points Allowed this Season
1881	Rushing Yards
1204	Rushing Yards Allowed
2570	Passing Yards
2551	Passing Yards Allowed

INDIVIDUAL LEADERS

RUSHING	Atts.--Yards	Yds/Gm	TD
19 Brooks, Donald	283--1377	106	21
34 Reed, Jailen	91--375	29	6
27 Smith, Jovan	10--98	25	0
16 Young, Ryan	60--28	2	1
3 Osbourne, Jody	9--11	1	0

PASSING	Com-Att-Int	Pct.	Yds	TD
18 Harper, Larry	42-64-3	65.6	273	2
16 Young, Ryan	167-256-6	65.2	2071	18
19 Brooks, Donald	2-3-0	66.7	49	2

RECEIVING	Rec.--Yards	Yds/Gm	TD
10 Burns, Rodjay	41--590	42.1	7
80 Jones, Robert	33--476	36.6	2
19 Brooks, Donald	34--310	23.8	1
1 Carrico, Coonor	16--265	29.4	2
21 Biddix, Santo	31--216	16.6	3

SCORING	TDs	FGs	PATs	Pts
19 Brooks, Donald	22	0	0	132
98 Deye, Andrew	0	6	31	49
10 Burns, Rodjay	8	0	0	48
34 Reed, Jailen	7	0	0	42
21 Biddix, Santo	3	0	0	18

TITLE GAME HISTORY

Year	Class	W/L	Score
1968	3A	W	Trinity 29, Seneca 18
1970	3A	L	Butler 20, Trinity 0
1972	3A	W	Trinity 21, Butler 0
1973	3A	W	Trinity 16, Southern 0
1976	4A	W	Trinity 28, Henderson Co. 24
1977	4A	W	Trinity 28, Greenup County 7
1980	4A	W	Trinity 31, Paducah Tilghman 8
1983	4A	W	Trinity 26, Owensboro 7
1985	4A	W	Trinity 28, Lafayette 7
1988	4A	W	Trinity 28, DuPont Manual 0
1989	4A	W	Trinity 28, Warren Central 14
1990	4A	W	Trinity 27, Warren Central 14
1994	4A	W	Trinity 21, Boone County 7
1997	4A	L	St. Xavier 3, Trinity 0
2000	4A	L	Male 34, Trinity 14
2001	4A	W	Trinity 45, Male 19
2002	4A	W	Trinity 59, Male 56
2003	4A	W	Trinity 17, St. Xavier 14
2005	4A	W	Trinity 14, St. Xavier 6
2006	4A	W	Trinity 41, Ryle 7
2007	6A	W	Trinity 34, St. Xavier 28
2008	6A	W	Trinity 48, Simon Kenton 0
2009	6A	L	St. Xavier 34, Trinity 10
2010	6A	W	Trinity 38, Male 0
2011	6A	W	Trinity 62, Scott County 27
2012	6A	W	Trinity 61, Pleasure Ridge Park 7

CLASS 6A CHAMPIONSHIP



TRINITY (LOU.) (9-5) vs. DIXIE HEIGHTS (13-1)



TRINITY (LOUISVILLE) Shamrocks (9-5)

Head Coach: Bob Beatty

Assistant Coaches: Devian Logan, Patrick Newman, Gary Owens, Nathan Leslie, Thomas Fox, Jay Cobb, Andrew Coverdale, Michael Fox, Chad Carpenter

No.	Name	Ht.	Wt.	Pos.	Yr.	No.	Name	Ht.	Wt.	Pos.	Yr.
1	Coonor Carrico	5' 7	160	WR	JR	66	John Lage	6' 2	205	---	SO
2	Blake Corbett	5' 10	170	WR	SR	68	Austin Hock	5' 7	200	DL	JR
3	Jody Osbourne	5' 11	175	WR/RB	JR	70	Caleb Costin	6' 2	220	DL	SO
4	Vincent Lococo	5' 11	215	LB	JR	71	Aaron Roseberry	6' 2	235	DL	SR
5	Barron Hoffman	5' 8	165	WR	SO	72	Josh Heath	6' 0	235	DL	JR
6	Calvin Fante	5' 11	180	DB	SR	73	Ryan Lictefield	6' 2	175	---	SO
7	Cannon Jackson	6' 2	190	DB	SR	74	Colton Spencer	6' 3	260	DL	SO
8	Zachary Berger	6' 2	228	LB	SR	75	Justin Karem	6' 3	220	DE	JR
9	Jovel Smith	5' 6	170	DB	SO	76	Christopher Tipton	6' 2	220	OL	SR
10	Rodjay Burns	6' 2	170	WR	JR	77	Thomas Crawford	6' 1	220	---	SO
13	Jacob Woosley	5' 9	165	WR	JR	79	Maxwell Martin	6' 4	265	OL	JR
14	Andrew Delvisco	6' 2	210	QB	SR	80	Robert Jones	6' 2	180	WR	JR
15	Alex Reisert	5' 11	200	LB	SR	81	Aiden Blake	5' 10	145	WR	SR
16	Ryan Young	5' 11	185	QB	SR	82	Joshua Dailey	6' 3	190	TE/LB	SR
18	Larry Harper	5' 10	170	QB	SO	83	Noah Ellison	6' 1	180	WR	SO
19	Donald Brooks	5' 11	185	RB	SR	84	Dylan Wise	5' 7	140	---	SO
20	Justin Crabtree	5' 10	170	DB	SR	85	Chase Elliott	5' 9	165	---	SO
21	Santo Biddix	5' 8	165	DB	JR	86	Jaylen Garnett	5' 9	160	---	SO
22	Justin Richie	5' 9	160	---	SO	87	Jackson Morgan	5' 8	150	DB	JR
23	Ryan Reynolds	6' 0	190	DB	JR	88	Christopher Roberts	6' 1	185	WR	SR
25	Manny Harper	5' 8	165	---	FR	89	Vincenzo Palombino	5' 9	180	WR	JR
26	Marcus Sides-Johnson	5' 8	160	DB	JR	90	Matthew Cootz	5' 7	150	---	SO
27	Jovan Smith	5' 7	170	DB	SO	91	Landon Corolla	6' 2	225	DL	SR
28	Roderick Thomas	5' 8	170	---	SO	92	Cameron Evans	6' 0	290	DL	JR
30	Brenton Ervin	6' 0	210	LB	SR	93	Thomas Kolb	6' 1	170	---	SO
31	Isaac Martin	5' 8	190	---	SO	94	Cameron Pomerleau	5' 10	215	DL	SR
32	Noah Hoffman	6' 0	190	---	SO	95	Nathan Yankee	6' 3	235	---	JR
33	Alec McGuire	5' 8	160	---	SO	96	John Ruxer	5' 10	235	DL	JR
34	Jailen Reed	5' 10	195	RB	JR	97	Zach Williams	5' 7	150	---	JR
35	Howard Patterson	5' 7	220	LB	JR	98	Andrew Deye	5' 8	165	K	SR
36	Lee Isaacs	5' 9	175	---	SO	99	Jacob Nunamaker	5' 9	160	K/P	JR
37	Luke Eskins	5' 11	180	WR	SO	13d	Eric Barry	5' 9	150	---	SO
38	Eric Schoen	6' 1	190	LB	SR	14d	Spencer Blackburn	6' 2	155	---	SO
39	Richard Sears	5' 11	165	DB	JR	1d	Jordan Mudd	5' 8	150	DB	JR
41	Robert Streeter	5' 11	185	LB	JR	23d	Luke McKean	5' 8	145	---	SO
41	Fadell Sydnor	5' 10	185	DB	JR	24d	John Ewing	6' 0	175	DB	JR
42	Ahmed Johnson	5' 10	150	DB	SO	24d	Ted Kamer	5' 9	170	LB	SR
43	Miles McKinney	6' 0	165	---	SO	26d	Colin McKinley	5' 10	162	WR	SO
44	Jacob Suell	6' 0	180	---	SR	2d	Avontre Williams	5' 9	120	---	SO
45	Sam Werner	6' 0	190	---	SO	30d	Zyan Bethel	5' 8	150	DB	SO
46	Ronnie Galloway	5' 8	170	---	SO	47d	Jacob Mitcham	6' 0	205	LB	JR
47	Adam King	6' 1	249	DL	SR	89d	Kristopher Thompson	5' 8	160	WR	JR
48	Michael Elzy	5' 10	185	LB	JR	8d	Lucas Meiners	5' 10	130	---	SO
49	Logan Frederick	6' 1	190	LB	SR	93d	Spencer Kelley	6' 1	175	---	SO
50	Anthony Timmering	5' 8	210	OL	SO		Andrew Arnold	6' 2	---	---	FR
51	Bryant Colvin	6' 2	260	OL	JR		Cody Auxier	5' 7	---	---	FR
52	Damon Lowe	6' 1	230	LB	JR		Nick Cardosi	5' 7	---	---	FR
53	Robert Lewis	6' 0	210	---	SO		Alex Carvajal	5' 9	---	---	FR
54	Matthew English	6' 2	204	DL	SR		Stephen Curry	5' 10	---	---	FR
55	Kyle Gregory	6' 0	225	OL	SR		Tanner Demling	5' 8	---	---	SO
56	Conner Foos	6' 4	250	DL	JR		Vaque Dennis	5' 11	---	---	FR
57	Andrew McGuffy	6' 1	220	DL	JR		Jacob Foos	5' 8	173	---	SO
58	Quinn Johnston	5' 11	185	LB	SR		John Gilkison	6' 1	---	---	FR
59	Jermaine Jackspn	5' 11	250	DL	SO		Donavan Hickman	5' 9	230	---	SO
60	William O'Rourke	6' 1	270	OL	JR		Matthew Higgins	5' 9	146	---	SO
61	Michael Hiestand	6' 5	220	DL	JR		Dallas Jenkins	6' 2	---	---	FR
62	Tyler Murphy	6' 5	255	OL	SR		Santana Jones	5' 9	---	---	FR
63	Donald Johnson	6' 2	255	DL	SR		Kyle Sears	6' 0	---	---	FR
64	Kyle Liebert	6' 1	235	---	SO		Michael Stinson	6' 1	---	---	FR
65	Griffin Ballard	5' 11	205	OL	JR		Andrew Zaubi	6' 2	---	---	FR

Watch the Championships live at KHSAA.tv



QUICK FACTS

NAME:

Dixie Heights HS

CITY:

Covington

COUNTY:

Kenton

ENROLLMENT:

1,429

NICKNAME:

Colonels

COLORS:

Red & Gray

SUPERINTENDENT:

Terri Cox-Cruey

PRINCIPAL:

Karen Hendrix

ATHLETIC DIRECTOR:

Matt Wilhoite

HEAD COACH:

David Brossart

LAST YEAR'S PLAYOFFS:

Lost in 2nd Round

Simon Kenton 31, Dixie Heights 19

STATE TITLES (LAST):

0

RECORD IN STATE FINALS:

1st appearance



2014 DIXIE HEIGHTS COLONELS (pictured left to right) — BACK ROW: Trey Bono Mgr., Jay Bowers Trainer, Coach Thad Highbaugh, Coach Kevin Eickmann, Coach Derek Bosse, Coach Nick Rice, Coach Dave Brossart, Coach Dave Machlitt, Coach Mike Wilde, Coach Doug Cottingim, Coach Chris Kallmeyer, Coach Scott Young, Jessica Volciek Trainer. FOURTH ROW: Nathan Milar, Silas Selfe, John Bailey, Colson Machlitt, Walker Engelhard, Steven Huber, Conner Cliff, Andrew Hedger, Drew Moore, Branden Johnson, Ben Fieger, Damian Warner, Guenther Faith, Cameron Barrett. THIRD ROW: Noah Smeadly, Ethan Harrison, Luke Zajac, Sheldon High, Joe Clark, Ben Owens, Luke Caple, Joe DeMatteo, Miles Payne, Drew Brennen, Brian Wulfeck, CJ Vinson, Kenny Morales. SECOND ROW: Ethan Schulte, Kagen Butler, Ethan Conradi, Collin Johnson, Nathan Tackett, Jake Pfaller, Lucas Tomlin, Austin Rice, Jack Lohre, Noah Caple, Chris Woods, Conner Kluck, Timmy Schultz, Bailey James, Peter Fields, Andrew Shearhouse. FRONT ROW: Jordan Wang, Miguel Guzman, Austin Miller, Desmond Farmer, Sam Willoughby, Logan Robinson, Owen Sammons, Brandon Brown, Zach Borchers, Anthony Lalameto, Roy Bowers, Cody Finnell, Michael Kinney, Jose Torres, Keegan Barmore. NOT PICTURED: Josh Creekmore, Trevor Rademaker, Ben Riggs, Dylan Ebeling, Kairus Washington, Justin Penick, Chase Stanfield, Tyler Freeman, Will Riedmatter.

2014 SCHEDULE (13-1)

Date	Opponent	Result
8/30	vs. Covington Catholic	L, 7-41
9/5	Beechwood	W, 48-21
9/12	at Turpin (Cincinnati), OH	W, 27-19
9/20	at Newport Central Catholic	W, 34-13
9/26	at Boone County	W, 38-7
10/3	at Tates Creek	W, 43-6
10/10	Campbell County	W, 43-0
10/17	Simon Kenton	W, 36-10
10/24	at Ryle	W, 35-24
10/30	Cooper	W, 38-8
11/7	Tates Creek	W, 46-18
11/14	Ryle	W, 46-21
11/21	Simon Kenton	W, 24-0
11/28	Ballard	W, 48-21

TEAM STATS

13 - 1	Record (wins - losses)
513	Points Scored this Season
209	Points Allowed this Season
4162	Rushing Yards
925	Rushing Yards Allowed
1357	Passing Yards
1576	Passing Yards Allowed

INDIVIDUAL LEADERS

RUSHING	Atts.--Yards	Yds/Gm	TD
7 Moore, Drew	164--1791	128	28
27 Zajac, Luke	168--1354	97	14
29 Barrett, Cameron	97--568	41	8
33 Owens, Ben	45--316	23	6
20 Shearhouse, A.	19--99	7	2

PASSING	Com-Att-Int	Pct.	Yds	TD
8 Faeth, Gunther	5-8-0	62.5	65	0
7 Moore, Drew	72-138-3	52.2	1245	10
19 Caple, Luke	1-2-0	50.0	27	1

RECEIVING	Rec.--Yards	Yds/Gm	TD
8 Faeth, Gunther	11--343	26.4	3
19 Caple, Luke	13--257	18.4	1
27 Zajac, Luke	23--253	18.1	1
82 Hedger, Andrew	12--175	12.5	1
28 Barmore, Keegan	4--75	5.4	0

SCORING	TDs	FGs	PATs	Pts
7 Moore, Drew	29	0	0	174
27 Zajac, Luke	17	0	1	109
30 Schulte, Ethan	0	5	48	75
33 Owens, Ben	6	0	0	36
29 Barrett, Cameron	6	0	0	36

TITLE GAME HISTORY

Year	Class	W/L	Score
---	---	---	---

CLASS 6A CHAMPIONSHIP



TRINITY (LOU.) (9-5) vs. DIXIE HEIGHTS (13-1)



DIXIE HEIGHTS

Colonels (13-1)

Head Coach: David Brossart

Assistant Coaches: Kyle Redden, Nick Rice, Thad Highbaugh, Kevin Eickmann, Doug Cottengim, Derek Bosse

No.	Name	Ht.	Wt.	Pos.	Yr.	No.	Name	Ht.	Wt.	Pos.	Yr.
2	Brandon Brown	6' 0	---	WR/DB	JR	63	Ben Fieger	6' 0	---	OL/DL	SO
4	Jordan Wang	6' 0	---	WR/DB	JR	64	Roy Bowers	6' 0	---	OL/DL	SO
6	Zachary Borchers	6' 0	---	WR/DB	SO	65	Drew Brennen	6' 0	---	OL/DL	SR
7	Drew Moore	6' 3	190	QB/DB	SR	66	Joe Clark	6' 0	---	OL/DL	SO
8	Gunther Faeth	6' 0	---	WR/P	JR	67	Joseph DeMatteo	6' 0	---	OL/DL	SO
9	Ethan Conradi	6' 0	---	WR/DB	SO	69	Charles Vinson	6' 0	---	OL/DL	SO
10	Austin Miller	6' 0	---	WR/DB	JR	71	Connor Cliff	6' 0	---	OL/DL	SR
11	Myles Payne	6' 0	---	WR/DB	SR	72	John Bailey	6' 0	---	OL/DL	JR
13	Logan Robinson	6' 0	---	WR/DB	SO	73	Walker Engelhard	6' 0	---	OL/DL	SR
15	Silas Selfe	6' 0	---	OL/DL	SR	75	Lucas Tomlin	6' 0	---	OL/DL	JR
16	Noah Smedley	6' 0	---	WR/DB	SO	76	Brandon Johnson	6' 0	---	OL/DL	SR
17	Peter Fields	6' 0	---	WR/DB	SR	77	Sam Willoughby	6' 0	---	OL/DL	JR
18	Nathan Milar	6' 0	---	WR/DB	JR	78	Steven Huber	6' 0	---	OL/DL	SR
19	Luke Caple	5' 7	---	WR/DB	SR	79	Nolan Samowich	6' 0	---	OL/DL	SO
20	Andrew Shearhouse	6' 0	---	WR/DB	SR	80	Connor Kluck	6' 0	---	WR/DB	SO
21	Henry Hughes	6' 0	---	WR/DB	SO	81	Anthony Lacalameto	6' 0	---	WR/DB	JR
23	Noah Caple	6' 0	---	OL/LB	JR	82	Andrew Hedger	6' 5	190	TE/DL	SR
24	Owen Sammons	6' 0	---	RB/LB	JR	85	Nathan Tackett	6' 0	---	WR/DB	SO
25	Desmond Farmer	6' 0	---	WR/DB	SO	87	Sheldon High	6' 0	---	WR/DB	JR
26	Ethan Harrison	5' 9	165	DB/LB	SR	91	Collin Johnson	6' 0	---	OL/DL	JR
27	Luke Zajac	5' 10	190	RB/LB	SR						
28	Keegan Barmore	6' 0	---	RB/DL	JR						
29	Cameron Barrett	6' 0	---	RB/LB	SO						
30	Ethan Schulte	5' 8	---	WR/DB	JR						
31	Jose Torres	6' 0	---	RB/LB	SO						
33	Ben Owens	6' 0	---	RB/LB	SR						
35	Chris Woods	6' 0	---	RB/LB	SR						
37	Bailey James	6' 0	---	RB/DL	SO						
42	Jake Pfaller	6' 0	---	RB/DB	SO						
45	Michael Kinney	6' 0	---	OL/DL	SO						
46	Kegan Butler	6' 0	---	RB/LB	JR						
49	Brian Wulfeck	6' 0	---	TE/LB	SO						
52	Kenny Morales	6' 0	---	OL/DL	JR						
53	Cody Finnell	6' 0	---	OL/LB	SO						
54	Migel Guzman	6' 0	---	OL/DL	JR						
55	Timothy Schultz	6' 0	---	OL/DL	SO						
56	Damin Warner	6' 0	---	OL/DL	JR						
57	Kobe Maynard	6' 0	---	OL/DL	SO						
58	Colson Machlitt	6' 0	190	OL/DL	SR						
59	Austin Rice	6' 0	---	OL/LB	SO						
61	Jack Lohre	6' 0	---	OL/DL	JR						



CLASS 6A CHAMPIONSHIP

TRINITY (LOU.) (9-5) vs. DIXIE HEIGHTS (13-1)

2013 CLASS 6A CHAMPIONSHIP REVIEW




State Champion - Scott County Cardinals

**Player of the Game
Presented by
Russell Athletic**



**Jacob Van Meter
Scott County**



**Forcht Bank
Uncommon Excellence Award
Thomas Daniel, Scott County**



**KY National Guard
Best & Brightest Award
Nick O'Brien, Meade County**



2013 RUSSELL ATHLETIC/KHSAA COMMONWEALTH GRIDIRON BOWL MEADE COUNTY (12-3) vs. SCOTT COUNTY (15-0)

DEC. 7, 2013 at BOWLING GREEN, KY

Stadium: HOUCHENS-L.T. SMITH STADIUM Attendance: 4,716

Score by Quarters	1	2	3	4	Score
MEADE COUNTY	0	6	0	8	14
SCOTT COUNTY	0	14	0	7	21

Scoring Summary

2nd	02:37	SC	KEVIN CLAUSSEN 1 yd run (PALMER WARD kick) [6-26; 2:09; SC 7, MC 0]
	02:18	MC	JOHN WILSON 1 yd run (NICK OBRIEN rush failed) [1-1; 0:04; SC 7, MC 6]
	00:50	SC	SCOTT DANIEL 13 yd pass from CLAY McKEE (PALMER WARD kick) [5-63; 1:23; SC 14, MC 6]
4th	04:34	MC	JOHN WILSON 8 yd run (JOHN WILSON rush) [10-75; 4:29; SC 14, MC 14]
	00:40	SC	SCOTT DANIEL 6 yd pass from CLAY McKEE (PALMER WARD kick) [10-77; 3:54; SC 21, MC 14]

Kickoff time: 6:05 PM End of Game: 8:16 PM Total elapsed time: 2:11

Officials: Referee: WAYNE KELLER; Umpire: MITCH SALING; Linesman: CURT SPENCER; Line Judge: GILB. HITCHCOCK; Back Judge: RICHIE DUNN

Temperature: 28 degrees Wind: NNE 10 MPH Weather: WINDY AND COLD

TRINITY (LOU.) (9-5) vs. DIXIE HEIGHTS (13-1)

6A STATE CHAMPIONSHIP HISTORY

Year	Champion	Coach	Score	Runner-Up	Coach	Site
2013	Scott County	Jim McKee	21-14	Meade County	Larry Mofield	Houchens-L.T. Smith Stadium, Bowling Green
2012	Trinity (Louisville)	Bob Beatty	61-7	Pleasure Ridge Park	Jason Hiser	Houchens-L.T. Smith Stadium, Bowling Green
2011	Trinity (Louisville)	Bob Beatty	62-21	Scott County	Jim McKee	Houchens-L.T. Smith Stadium, Bowling Green
2010	Trinity (Louisville)	Bob Beatty	38-0	Male	Chris Wolfe	Houchens-L.T. Smith Stadium, Bowling Green
2009	St. Xavier	Mike Glaser	34-10	Trinity (Louisville)	Bob Beatty	Houchens-L.T. Smith Stadium, Bowling Green
2008	Trinity (Louisville)	Bob Beatty	48-0	Simon Kenton	Jeff Marksberry	Papa John's Cardinal Stadium, Louisville
2007	Trinity (Louisville)	Bob Beatty	34-28 (OT)	St. Xavier	Mike Glaser	Papa John's Cardinal Stadium, Louisville



Introducing Hyatt Place® Lexington.

Enjoy spacious guestrooms with a 42" flat-panel HDTV and Hyatt Grand Bed™, free Wi-Fi, complimentary continental breakfast, and 24/7 Guest Kitchen. Hyatt Place. **It's so you.™**

2001 Bryant Road
Lexington, KY 40509
859 296 0091



Call 888 HYATT HP (888 492 8847) or visit HyattPlace.com.

HYATT, Hyatt Grand Bed™, and Hyatt Place® names, designs and related marks are trademarks of Hyatt Corporation. ©2008 Hyatt Corp. All rights reserved.

Watch the Championships live at KHSAA.tv



RUSSELL ATHLETIC/KHSAA COMMONWEALTH GRIDIRON BOWL

Houchens/L.T. Smith Stadium • Bowling Green • Dec. 5-6, 2014

STATE CHAMPIONSHIP GAME LINESCORES

2013

Class 1A

Mayfield 35 0 7 0 - 42
Williamsburg 0 0 0 0 - 0
1st 10:57 MAY - Stuart Mills 1 yd run (Luke Wynstra kick) 9:50
MAY - Deion Jackson 65 yd pass from Jake Guhy (Luke Wynstra kick) 8:18 MAY - Deion Jackson 54 yd pass from Jake Guhy (Luke Wynstra kick) 3:34 MAY - Trajon Bright 91 yd run (Luke Wynstra kick) 2:02 MAY - Stuart Mills 15 yd run (Luke Wynstra kick) 3rd 3:05 MAY - Marshall Bacon 11 yd pass from Jake Guhy (Luke Wynstra kick). Attendance - 3,151

Class 2A

Desales 7 14 13 0 - 34
Newport Central Catholic 7 6 0 13 - 26
1st 6:47 DES - Adam Nord 3 yd pass from Nathan Roush (Cam. Brothers kick) 3:20 NCC - Jack Sutkamp 17 yd run (John Caudill kick) 2nd 7:58 DES - Dylan Byrd 30 yd pass from Nathan Roush (Cam. Brothers kick) 6:44 NCC - Tommy Donnelly 63 yd pass from Mac Franzen (Mac Franzen pass failed) 3:55 DES - Dylan Byrd 6 yd run (Cam. Brothers kick) 3rd 7:51 DES - Dylan Byrd 73 yd run (Cam. Brothers kick) 0:47 DES - Adam Nord 1 yd run (Cam. Brothers kick failed) 4th 9:08 NCC - Brandon Gray 11 yd pass from Mac Franzen (John Caudill kick failed) 1:30 NCC - Tommy Donnelly 14 yd pass from Mac Franzen (John Caudill kick). Attendance - 3,504

Class 3A

Wayne County 0 0 0 0 - 0
Belfry 0 0 3 0 - 3
3rd 5:22 BEL - Austin Woolum 35 yd field goal. Attendance - 3,811

Class 4A

Collins 7 3 13 14 - 37
Highlands 7 0 7 20 - 34
1st 6:16 COL - Ryan Watkins 1 yd run (Blanton Creque kick) 4:15 HIGH - Zach Harris 2 rd run (Jared Dougherty kick) 2nd 1:25 COL - Blanton Creque 27 yd field goal 3rd 9:23 HIGH - Zach Harris 6 yd run (Jared Dougherty kick) 5:55 COL - Deandre Farris 4 yd run (Blanton Creque kick) 0:00 COL - Nathan Sames 10 yd pass from Lawson Page (Blanton Creque kick blocked) 4th 10:36 HIGH - Evan Allen 34 yd pass from Drew Houliston (Jared Dougherty kick) 9:23 COL - Deandre Farris 1 yd run (Blanton Creque kick) 8:24 HIGH - Alex Veneman 42 yd pass from Drew Houliston (Jared Dougherty kick) 2:33 HIGH - Zach Harris 1 yd run (Zach Harris pass failed) 0:07 COL - Nathan Sames 12 yd pass from Br Becherer (Blanton Creque kick). Attendance - 2,997

Class 5A

Bowling Green 0 14 14 21 - 49
Pulaski County 7 7 0 0 - 14
1st 3:39 PUL - Jake Johnson 8 yd pass from Riley Hall (Derek Burgett kick) 2nd 11:35 PUL - Riley Hall 25 yd run (Derek Burgett kick) 8:55 BG - Nacarius Fant 25 yd pass from Devin Hayes (Lee Ramsey kick) 6:56 BG - Blake Pillow 79 yd run (Lee Ramsey kick) 3rd 8:24 BG - Blue Tisdale 9 yd run (Lee Ramsey kick) 3:36 BG - Blue Tisdale 1 yd run (Lee Ramsey kick) 4th 11:50 BG - Blake Pillow 41 yd run (Lee Ramsey kick) 6:16 BG - Blue Tisdale 33 yd pass from Devin Hayes (Lee Ramsey kick) 3:29 BG - Jacob Yates 2 yd run (Lee Ramsey kick). Attendance - 6,009

Class 6A

Meade County 0 6 0 8 - 14
Scott County 0 14 0 7 - 21
2nd 2:37 SC - Kevin Clausen 1 yd run (Palmer Ward kick) 2:18 MC - John Wilson 1 yd run (Nick O'Brien rush failed) 0:50 SC - Scott Daniel 13 yd pass from Clay McKee (Palmer Ward kick) 4th 4:34 MC - John Wilson 8 yd run (John Wilson rush) 0:40 SC - Scott Daniel 6 yd pass from Clay McKee (Palmer Ward kick). Attendance - 4,716

2012

Class 1A

Fairview 8 0 0 0 - 8
Mayfield 14 14 27 0 - 55
1st 6:16 MAY - Jon. Jackson 56 yd pass from Jake Guhy (Luke Wynstra kick) 1:59 MAY - Jon. Jackson 17 yd run (Luke Wynstra

kick) 1:33 FAIR - Elijah King 26 yd run (Devon Turner rush) 2nd 9:45 MAY - Jon. Jackson 31 yd run (Luke Wynstra kick) 7:48 MAY - Deion Jackson 65 yd pass from Jake Guhy (Luke Wynstra kick) 3rd 10:12 MAY - Jon. Jackson 39 yd run (Luke Wynstra kick failed) 8:05 MAY - Stuart Mills 3 yd run (Luke Wynstra kick) 5:43 MAY - Tea. Sherrill 47 yd pass from Dylan Reed (Luke Wynstra kick) 3:23 MAY - Jordon Tyler 13 yd run (Luke Wynstra kick). Attendance - 6,038

Class 2A

Newport Central Catholic 14 7 0 9 - 30
Caldwell County 6 8 9 3 - 26
1st 6:34 NCC - Dylan Hayes 2 yd run (Nathan Grosser kick) 4:32 CC - Jaylen Boyd 17 yd pass from Elijah Sindelar (Brett Seymore kick failed) :30 NCC - Mac Franzen 13 yd pass from Josh Cain (Nathan Grosser kick) 2nd 8:25 CC - Martez Sivals 15 yd pass from Elijah Sindelar (Dee Cain rush) :10 NCC - Dylan Hayes 2 yd run (Nathan Grosser kick) 3rd 10:26 CC - Elijah Sindelar 23 yd run (Brett Seymore kick failed) 1:40 CC - Brett Seymore 24 yd field goal 4th 6:50 NCC - Nathan Grosser 24 yd field goal 2:30 CC - Brett Seymore 19 yd field goal :26 NCC - Tyler Lyon 4 yd pass from Josh Cain (Josh Cain rush failed). Attendance - 8,756

Class 3A

Belfry 0 6 0 0 [0] - 6
Central 6 0 0 0 [6] - 12
1st 1:47 CEN - Deris Cox 28 yd run (Idriss Kera kick failed) 2nd 5:53 BEL - Tony Messer 13 yd pass from Sani Warren (Keilan Carr kick failed) OT 12:00 CEN - Marcel Malone 15 yd pass from Sydney Tedford. Attendance - 7,116

Class 4A

Highlands 13 20 7 7 - 47
Collins 0 0 0 0 - 0
1st 9:40 HIGH - Ryan Greene 14 yd pass from Donovan McCoy (Luke Brockett kick failed) 2:53 HIGH - Luke Turner 21 yd pass from Donovan McCoy (Luke Brockett kick) 2nd 11:57 HIGH - Zach Harris 8 yd run (Luke Brockett kick) 6:24 HIGH - Colin Seidl 30 yd run (Luke Brockett kick failed) 2:03 HIGH - Zach Harris 3 yd run (Luke Brockett kick) 3rd 3:56 HIGH - Donovan McCoy 7 yd run (Luke Brockett kick) 4th 11:01 HIGH - Donovan McCoy 12 yd run (Luke Brockett kick). Attendance - 8,312

Class 5A

Cooper 6 7 7 0 - 20
Bowling Green 12 7 8 7 - 34
1st 10:43 BG - Blue Tisdale 5 yd run (Hunter Hanks kick failed) 3:53 COOP - Tyler Morris 1 yd run (Logan Turner kick failed) 1:46 BG - Spencer Renfro 36 yd pass from Devin Hayes (Hunter Hanks kick failed) 2nd 4:42 BG - Nacarius Fant 45 yd pass from Devin Hayes (Mich. Swierkosz kick) 1:09 COOP - Aaron Morgan 12 yd pass from Tyler Morris (Logan Turner kick) 3rd 10:08 BG - Blue Tisdale 4 yd run (Devin Hayes rush) 2:13 COOP - Tyler Morris 13 yd run (Logan Turner kick) 4th 8:20 BG - Blue Tisdale 2 yd run (Mich. Swierkosz kick). Attendance - 9,104

Class 6A

Trinity 6 21 20 14 - 61
Pleasure Ridge Park 0 7 0 0 - 7
1st 6:20 TRI - Alex Graehler 1 yd pass from Travis Wright (Drew Ward kick failed) 2nd 10:02 TRI - Dalyn Dawkins 8 yd run (Drew Ward kick) 9:05 TRI - Dalyn Dawkins 2 yd run (Drew Ward kick) 4:52 TRI - Cody Swabek 7 yd pass from Travis Wright (Drew Ward kick) 2:00 PRP - Dav. Quisenberry 14 yd pass from Spencer Sumpter (Nick West kick) 3rd 6:44 TRI - James Quick 35 yd pass from Travis Wright (Drew Ward kick) 6:32 TRI - James Quick 35 yd pass from Cody Swabek (Drew Ward kick) 2:47 TRI - Dalyn Dawkins 15 yd run (Drew Ward kick failed) 4th 9:55 TRI - L.T. Thomas 1 yd run (Drew Ward kick) 4:21 TRI - L.T. Thomas 9 yd run (Drew Ward kick). Attendance - 7,412

2011

Class 1A

Mayfield 3 3 0 0 - 6
Hazard 0 10 7 7 - 24
1st 6:22 MAY - Luke Wynstra 26 yd field goal 2nd 7:42 HAZ - Austin Johnson 28 yd pass from Zack Blanton (Eric Mason kick) 3:57

MAY - Luke Wynstra 25 yd field goal 0:00 HAZ - Eric Mason 33 yd field goal 3rd 2:52 HAZ - Evan Whitaker 4 yd run (Eric Mason kick) 4th 2:20 HAZ - B.J. Combs 24 yd interception return (Eric Mason kick). Attendance - 5,386

Class 2A

Glasgow 7 0 0 7 - 14
Holy Cross (Cov.) 0 12 7 14 - 33
1st 2:30 GLAS - Jalen Sublett 28 yd run (Kevin Baltazar kick) 2nd 4:19 HC - Eric Walker 7 yd pass from Kyle Fuller (Kyle Fuller kick blocked) 2:19 HC - Eric Walker 24 yd pass from Kyle Fuller (Kyle Fuller rush failed) 3rd 5:13 HC - Lamar Chames 62 yd pass from Kyle Fuller (Kyle Fuller kick) 4th 11:18 HC - Burt Pouncy 18 yd pass from Kyle Fuller (Kyle Fuller kick) 9:14 GLAS - Parker Cash 13 yd run (Kevin Baltazar kick) 2:13 HC - Devyn Herndon 9 yd interception return (Kyle Fuller kick). Attendance - 7,077

Class 3A

Central 3 6 0 6 - 15
Belfry 0 7 7 0 - 14
1st 9:41 CEN - Musa Kamara 29 yd field goal 2nd 3:21 CEN - Tae Shawn Gibbs 10 yd pass from Tajh Milliken (Musa Kamara kick blocked) 3:04 BEL - Howie Dotson 74 yd pass from Tyler Williams (Austin Childers kick) 3rd 7:23 BEL - Josh Dixon 4 yd run (Austin Childers kick) 4th 2:01 CEN - C. Bolden 35 yd pass from Tajh Milliken (Derius Jones rush failed). Attendance - 5,360

Class 4A

Franklin Simpson 7 0 7 0 - 14
Highlands 14 7 7 14 - 42
1st 10:41 HIGH - Zach Harris 26 yd run (Carter New kick) 6:22 FS - Dar. Wickware 1 yd run (Ian Greer kick) :16 HIGH - Zach Harris 3 yd run (Carter New kick) 2nd 5:46 HIGH - Donovan McCoy 19 yd pass from Patrick Towles (Carter New kick) 3rd 8:31 HIGH - Zach Harris 17 yd run (Carter New kick) 5:05 FS - Max Bennett 1 yd run (Ian Greer kick) 4th 11:48 HIGH - Jake True 7 yd run (Carter New kick) 5:20 HIGH - Patrick Towles 1 yd run (Carter New kick). Attendance - 7,023

Class 5A

Bowling Green 20 14 14 7 - 55
Anderson County 0 3 0 0 - 3
1st 7:37 BG - Hunter Neveras 4 yd run (Devin Hayes pass failed) 4:42 BG - KJ Cofer 73 yd pass from Scooter Hollis (Sam Williams kick) 1:43 BG - KJ Cofer 1 yd run (Sam Williams kick) 2nd 8:05 BG - Jalen Hunter 3 yd pass from Scooter Hollis (Sam Williams kick) 3:13 AC - Bill Rose 20 yd field goal 1:46 BG - Scooter Hollis 16 yd run (Sam Williams kick) 3rd 8:31 BG - Scooter Hollis 75 yd run (Sam Williams kick) 5:25 BG - KJ Cofer 70 yd run (Sam Williams kick) 4th 9:02 BG - Devin Hayes 11 yd run (Sam Williams kick). Attendance - 8,623

Class 6A

Trinity 14 28 13 7 - 62
Scott County 7 7 0 7 - 21
1st 11:01 SC - Dierrius Dumphord 18 yd run (Palmer Ward kick) 6:21 TRI - Dalyn Dawkins 5 yd run (Bayley Shoptaw kick) 1:59 TRI - Dalyn Dawkins 11 yd run (Bayley Shoptaw kick) 2nd 11:33 TRI - Jackson Noe 38 yd pass from Travis Wright (Bayley Shoptaw kick) 6:24 TRI - Dalyn Dawkins 39 yd run (Bayley Shoptaw kick) 1:18 TRI - Dalyn Dawkins 46 yd run (Bayley Shoptaw kick) 1:05 SC - Scott Daniel 95 yd kickoff return (Palmer Ward kick) :01 TRI - Marquis Smith 43 yd pass from Travis Wright (Bayley Shoptaw kick) 3rd 10:41 TRI - James Quick 42 yd pass from Travis Wright (Bayley Shoptaw kick) 3:12 TRI - James Quick 8 yd pass from Travis Wright (Bayley Shoptaw kick failed) 4th 10:56 TRI - Garrett Sauer 62 yd run (Bayley Shoptaw kick) 2:50 SC - Scott Daniel 29 yd pass from Clay McKee (Palmer Ward kick). Attendance - 6,691

2010

Class 1A

Hazard 0 0 0 6 - 6
Mayfield 14 19 14 0 - 47
1st 9:41 MAY Jonathan Jackson 46 yd run (Marc Wynstra kick) 3:50 MAY Devin Jones 55 yd pass from Luke Guhy (Marc Wynstra kick) 2nd 4:07 MAY Kenny Payton 24 yd pass from Luke Guhy (Marc Wynstra kick failed) :40 MAY Jonathan Jackson 5 yd run

RUSSELL ATHLETIC/KHSAA COMMONWEALTH GRIDIRON BOWL

Houchens/L.T. Smith Stadium • Bowling Green • Dec. 5-6, 2014



STATE CHAMPIONSHIP GAME LINESCORES

(Luke Guhy pass failed) :10 MAY Kenny Payton 28 yd pass from Luke Guhy (Marc Wynstra kick) 3rd 9:39 MAY Devin Jones 23 yd run (Marc Wynstra kick) :18 MAY Decole Noonan 1 yd run (Marc Wynstra kick) 4th :46 HAZ JON COMBS 55 yd run (Austin Johnson pass failed). Attendance - 5,761

Class 2A
Newport Central Catholic 7 14 14 7 - 42
Owensboro Catholic 0 0 0 0 - 0
1st 2:57 NCC Chris Kelly 6 yd run (Matt Burns kick) 2nd 7:45 NCC Jake Cain 15 yd run (Matt Burns kick) 3:03 NCC Chris Kelly 1 yd run (Matt Burns kick) 3rd 7:50 NCC Brady Hightchew 5 yd run (Matt Burns kick) 1:32 NCC Brady Hightchew 5 yd run (Matt Burns kick) 4th 6:29 NCC Dylan Hayes 71 yd run (Matt Burns kick). Attendance - 7,964

Class 3A
Belfry 0 0 7 0 - 7
Central 14 13 13 6 - 46
1st 7:04 CEN Kevon Dunbar 34 yd pass from Tajh Milliken (Musa Kamara kick) 4:52 CEN Anthony Wales 33 yd run (Musa Kamara kick) 2nd 6:43 CEN Anthony Wales 53 yd run (Musa Kamara kick) 2:55 CEN Demontre Boyd 60 yd fumble recovery (Musa Kamara kick blocked) 3rd 10:12 CEN Kevon Dunbar 46 yd interception return (Musa Kamara kick) 5:10 CEN Jaquez Howard 6 yd run (Musa Kamara kick failed) 3:28 BEL Jeffre Pruitt 22 yd run (Austin Childers kick) 4th 2:21 CEN Tajh Milliken 22 yd run (Musa Kamara kick blocked). Attendance - 5,792

Class 4A
Boyle County 0 0 14 7 - 21
Allen County-Scottsville 0 7 0 7 - 14
2nd :00 ACS Zach Tabor 12 yd pass from Matt Hobdy (Brandon Boards kick) 3rd 7:23 BOY Chris Cook 19 yd run (Will Harris kick) 3:12 BOY Lamar Dawson 6 yd run (Will Harris kick) 4th 10:54 BOY Devon Cox 4 yd run (Will Harris kick) 6:56 ACS Jacob Costello 38 yd pass from Matt Hobdy (Brandon Boards kick). Attendance - 13,167

Class 5A
Highlands 12 21 17 0 - 50
Christian County 0 0 0 0 - 0
1st 5:29 HHS Patrick Towles 6 yd run (Adam Weinel kick failed) 2:36 HHS Patrick Towles 24 yd run (Patrick Towles rush failed) 2nd 11:15 HHS Patrick Towles 23 yd run (Adam Weinel kick) 8:38 HHS Patrick Towles 1 yd run (Adam Weinel kick) :27 HHS Patrick Towles 9 yd run (Adam Weinel kick) 3rd 8:51 HHS Adam Weinel 37 yd field goal 6:03 HHS Corey Compton 1 yd run (Adam Weinel kick) 5:48 HHS Billy Huddleston 25 yd interception return (Adam Weinel kick). Attendance - 5,959

Class 6A
Trinity (Lou.) 10 21 7 0 - 38
Male 0 0 0 0 - 0
1st 11:37 TRI James Quick 95 yd run (Joseph Crenshaw kick) 2:03 TRI Joseph Crenshaw 27 yd field goal 2nd 11:42 TRI Derek Bishop 6 yd run (Joseph Crenshaw kick) 6:07 TRI Hunter Kopp 8 yd pass from Travis Wright (Joseph Crenshaw kick) 1:01 TRI Derek Bishop 18 yd pass from Travis Wright (Joseph Crenshaw kick) 3rd 3:16 TRI Derek Bishop 4 yd pass from Travis Wright (Joseph Crenshaw kick). Attendance - 9,116

2009
Class 1A
Mayfield 7 0 12 0 - 19
LCA 7 21 14 13 - 55
1st 5:50 LCA - Dom. Hayden 5 yd run (Chaz Witt kick) :58 MAY - Xavier Shelton 47 yd pass from Luke Guhy (Marc Wynstra kick) 2nd 11:45 LCA - Dom. Hayden 27 yd run (Chaz Witt kick) 2:12 LCA - Bran. Burdette 25 yd pass from Lucas Witt (Chaz Witt kick) :48 LCA - Bran. Burdette 31 yd pass from Lucas Witt (Chaz Witt kick) 3rd 10:39 MAY - Matthew Shultz 1 yd run (Marc Wynstra kick failed) 3:39 LCA - Lucas Witt 4 yd run (Chaz Witt kick) 3:26 MAY - Xavier Shelton 76 yd pass from Luke Guhy (Luke Guhy rush failed) 1:09 LCA - Chad Hall 16 yd pass from Lucas Witt (Chaz Witt kick) 4th 10:54 LCA - Lucas Witt 38 yd run (Chaz Witt kick failed) 1:07 LCA - Will Collins 1 yd run (Chaz Witt kick). Attendance - 5,959

dance - 3,582

Class 2A
Fort Campbell 7 0 15 7 - 29
DeSales 0 9 0 0 - 9
1st 5:08 FC - Antonio Andrews 20 yd run (Darien Upshaw kick) 2nd 7:12 DS - Ryan Johnson 25 yd field goal :18 DS - Ryan Johnson 4 yd run (kick failed) 3rd 4:01 FC - Breeon Moreno 15 yd pass from Antonio Andrews (Darien Upshaw kick) 2:04 FC - Tre Powell 59 yd punt return (Chris Allen pass from Antonio Andrews) 4th 3:00 FC - Troy Turner 50 yd run (Darien Upshaw kick). Attendance - 4,157

Class 3A
Tilghman 7 0 7 7 - 21
Somerset 0 0 0 0 - 0
1st 8:24 PT - Dshon Jackson 28 yd interception return (Will Nicholas kick) 3rd :15 PT - Jadar Harmon 48 yd pass from Kristen Jackson (Will Nicholas kick) 4th 6:33 PT - Kristen Jackson 31 yd run (Will Nicholas kick). Attendance - 6,106

Class 4A
Lone Oak 3 19 7 0 10 [7 3] - 39
Boyle County 7 0 6 16 13 [7 6] - 42
1st 7:48 LO - Jack Coorts 30 yd field goal 5:26 BC - Rees MacShara 3 yd run (Phil. Barsotti kick) 2nd 11:56 LO - Matt Starks 2 yd run (Jack Coorts kick) 5:35 LO - Matt Starks 11 yd pass from Cameron Looper (kick failed) :56 LO - Felix Colon 48 yd pass from Cameron Looper (kick failed) 3rd 9:57 BC - Rees MacShara 70 yd pass from Boone Goldsmith (rush failed) 4:01 LO - Matt Starks 6 yd pass from Cameron Looper (Jack Coorts kick) 4th 8:53 BC - Zach Hester 8 yd pass from Boone Goldsmith (pass failed) 4:05 BC - Lamar Dawson 6 yd pass from Boone Goldsmith (Phil. Barsotti kick) :04 BC - Phil. Barsotti 38 yd field goal OT 12:00 BC - Boone Goldsmith 1 yd run (Phil. Barsotti kick) 12:00 LO - Cameron Looper 3 yd run (Jack Coorts kick) 12:00 LO - Jack Coorts 26 yd field goal 12:00 BC - Boone Goldsmith 1 yd run. Attendance - 6,837

Class 5A
John Hardin 0 0 0 7 - 7
Highlands 7 14 14 0 - 35
1st 3:19 HHS - A. Collinsworth 8 yd run (Adam Weinel kick) 2nd 8:54 HHS - A. Collinsworth 12 yd run (Adam Weinel kick) 6:34 HHS - A. Collinsworth 4 yd run (Adam Weinel kick) 3rd 11:46 HHS - Will Bardo 98 yd kickoff return (Adam Weinel kick) 4:39 HHS - Patrick Towles 11 yd run (Adam Weinel kick) 4th 9:06 JH - Jeremy Harness 35 yd pass from Matt Simmons (Alan Harber kick). Attendance - 6,695

Class 6A
St. Xavier 7 7 7 13 - 34
Trinity 3 7 0 0 - 10
1st 5:24 TRI - Cooper Bohn 21 yd field goal :52 STX - Michael Montano 10 yd run (Wyatt Gray kick) 2nd 9:24 TR - James Quick 51 yd pass from Brad Kragthorpe (Cooper Bohn kick) 1:33 STX - Jeremiah Neal 1 yd run (Wyatt Gray kick) 3rd 3:39 STX - Jeremiah Neal 4 yd run (Wyatt Gray kick) 4th 8:31 STX - Jeont'a Hayden 3 yd run (Wyatt Gray kick) 4:54 STX - Jeff Goodwin 16 yd pass from Wyatt Gray (Wyatt Gray kick failed). Attendance - 9,962

2008
Class 1A
Hazard 0 0 0 7 - 7
Beechwood 7 7 0 0 - 14
1st 5:15 B - Matt Rigdon 6 yd run (Cullen Burke kick) 2nd :00 B - Nieco Teipel 3 yd pass from Matt Rigdon (Cullen Burke kick) 4th 4:00 H - Tyler Olinger 1 yd run (Austin Delpont kick). Attendance - 3,316

Class 2A
Newport Central Cath 0 0 13 10 - 23
Fort Campbell 7 0 6 13 - 26
1st 2:59 FC - Antonio Andrews 1 yd run (Matt Lassitter kick) 3rd 9:16 FC - JD Ervin 81 yd pass from Antonio Andrews (kick failed) 7:22 NCC - Ben Parr 61 yd fumble recovery (kick failed) :15 NCC - Rob Kues 10 yd run (Chris Grosser kick) 4th 11:50 NCC - Ben Parr 37 yd run (Chris Grosser kick) 9:49 FC - Antonio Andrews 13

yd run (Matt Lassitter kick) 3:30 NCC - Chris Grosser 35 yd field goal 1:44 FC - Antonio Andrews 59 yd pass from JD Ervin (kick blocked). Attendance - 4,635

Class 3A
Breathitt County 7 0 6 6 - 19
Central 0 21 6 13 - 40
1st 3:18 B - Zack Epperson 18 yd pass from Jade Haddix (Billy Davis kick), 2nd 7:02 C - Chance Hughes 18 yd run (Rizik Lado kick) 1:13 C - Ste. Robinson 65 yd pass from Chris King (Rizik Lado kick) :00 C - Tim Patterson 1 yd run (Rizik Lado kick) 3rd 3:49 C - Chris King 11 yd run (kick failed) 3:24 B - Jade Haddix 64 yd run (kick failed) 4th 11:07 C - Chance Hughes 31 yd run (Rizik Lado kick) 7:14 B - Channing Fugate 31 yd run (kick blocked) 2:45 C - Anthony Wales 1 yd run (kick failed). Attendance - 3,917

Class 4A
Bell County 0 0 9 6 - 15
Bullitt East 0 7 0 6 - 13
2nd 11:58 BE - Zach McCarthy 1 yd run (Josh Smith kick) 3rd 8:42 BC - Spencer Greer 4 yd run (Monte Merrick kick) :00 BC - Keith Lowe safety 4th 3:40 BC - J.D. Hilton 9 yd pass from Shawnta Zachery (pass failed) :10 BE - Zach McCarthy 1 yd run (pass failed). Attendance - 6,103

Class 5A
Highlands 7 8 6 14 - 35
Christian County 6 3 6 0 - 15
1st 2:22 CC - Vashun Banks 6 yd run (rush failed) :25 H - Clint Crawford 7 yd run (K. Rosenhagen kick) 2nd :33 CC - Josh Knight 29 yd field goal :06 H - Daniel Gold 13 yd pass from Tony Guidugli (Josh Conner run) 3rd 10:39 H - Josh Conner 15 yd run (pass failed) 1:36 CC - Vashun Banks 14 yd run (kick blocked) 4th 9:30 H - Tony Guidugli 50 yd run (David Hogue pass from Josh Conner) 4:47 H - Clint Crawford 11 yd run (pass failed). Attendance - 5,206

Class 6A
Simon Kenton 0 0 0 0 - 0
Trinity 13 28 7 0 - 48
1st 7:23 T - Tim Phillips 11 yd run (kick failed) :57 T - Cameron Smith 5 yd run (Nick Robertson kick) 2nd 9:56 T - Darick Nix 81 yd pass from Cameron Smith (Nick Robertson kick) 8:05 T - Scott Radcliff 66 yd pass from Cameron Smith (Nick Robertson kick) 3:59 T - Tim Phillips 20 yd pass from Cameron Smith (Nick Robertson kick) 1:30 T - Tim Phillips 14 yd run (Nick Robertson kick) 3rd 4:35 T - Tim Phillips 13 yd run (Nick Robertson kick). Attendance - 11,556

2007
Class 1A
Beechwood 14 7 17 0 - 38
Lexington Christian 7 7 14 7 - 35
1st 4:40 B - Cody Elliott 9 yd run (Ryan Amelung kick)LCA - Dominique Hayden 3 yd run (Craig McIntosh kick) 2:18 B - Ryan Amelung 99 yd kickoff return (Ryan Amelung kick) 2nd 6:39 B - Tommy Bankemper 5 yd run (Ryan Amelung kick) 2:43 LCA - Dominique Hayden 1 yd run (Craig McIntosh kick) 3rd 9:27 LCA - Brandon Burdette 20 yd pass from Lucas Witt (Craig McIntosh kick) 5:49 LCA - Dominique Hayden 10 yd run (Craig McIntosh kick) 2:45 B - Team safety 1:50 B - Tommy Bankemper 3 yd run (Tommy Bankemper pass from Cody Elliott) 0:26 B - Ryan Amelung 62 yd punt return (Ryan Amelung kick) 4th 11:05 LCA - Brandon Burdette 49 yd pass from Lucas Witt (Craig McIntosh kick). Attendance - 3,792

Class 2A
Fort Campbell 0 7 0 14 - 21
Newport Cent. Cath. 0 7 0 0 - 7
2nd 7:30 FC - Chris Allen 10 yd pass from C.J. Croft (Alan R. Johnson kick) 0:35 NCC - Matt Ritter 26 yd pass from Rob Kues (Chris Grosser kick) 4th 11:25 FC - Lorenzo Hines 7 yd pass from C.J. Croft (Alan R. Johnson kick) 2:54 FC - Dexter Durrante 67 yd run (Alan R. Johnson kick). Attendance - 5,679



RUSSELL ATHLETIC/KHSAA COMMONWEALTH GRIDIRON BOWL

Houchens/L.T. Smith Stadium • Bowling Green • Dec. 5-6, 2014

STATE CHAMPIONSHIP GAME LINESCORES

Class 3A

Central	7	7	7	6	-	27
Belfry	0	10	0	7	-	17
1st 1:39 C - Darrell Taylor 48 yd run (Rizik Lado kick) 2nd 8:17 B - Dustin May 1 yd run (Glen Earnest kick) 6:44 B - Glen Earnest 28 yd field goal 0:00 C - Darrell Taylor 76 yd interception return (Rizik Lado kick) 3rd 10:05 C - Stephon Robinson 26 yd pass from Leland Banks (Rizik Lado kick) 4th 11:34 B - Dustin May 6 yd run (Glen Earnest kick) 1:30 C - Darrell Taylor 45 yd run (kick blocked). Attendance - 7,619						

Class 4A

Lone Oak	0	0	0	7	-	7
Lexington Catholic	14	21	7	7	-	49
1st 08:32 LC - Winston Guy 21 yd run (Lane Pumphrey kick) 5:17 LC - Shane Israel 1 yd run (Lane Pumphrey kick) 2nd 8:07 LC - Nic Ward 8 yd run (Lane Pumphrey kick) 4:37 LC - Shane Israel 27 yd run (Lane Pumphrey kick) 0:47 LC - Winston Guy 16 yd pass from Nic Ward (Lane Pumphrey kick) 3rd 1:59 LC - Shane Israel 20 yd run (Lane Pumphrey kick) 4th 11:16 LC - Shane Israel 5 yd run (Lane Pumphrey kick) 3:24 LO - Jamarielle Brown 49 yd pass from Corey Robinson (Jack Coorts kick). Attendance - 7,603						

Class 5A

Bowling Green	0	0	7	0	-	7
Highlands	7	14	7	0	-	28
1st 4:58 H - Josh Conner 1 yd run (Drew Bathiany kick) 2nd 5:43 H - Josh Conner 2 yd run (Drew Bathiany kick) 0:00 H - Terry O'Brian 44 yd pass from Clay Cecil (Drew Bathiany kick) 3rd 3:30 H - Clay Cecil 4 yd run (Drew Bathiany kick) 1:32 BG - Trent Steelman 7 yd run (Max Oldham kick). Attendance - 6,231						

Class 6A

St. Xavier	7	21	0	0	[0]	-28
Trinity (Louisville)	14	7	0	7	[6]	-34
1st 8:04 T - Tim Phillips 30 yd run (Zlatan Petrovic kick) 2:44 STX - Ben Zoeller 2 yd run (Wyatt Gray kick) 0:41 T - Nathan Dutton 5 yd pass from William Stein (Zlatan Petrovic kick) 2nd 8:17 STX - Kevin Brinkman 15 yd pass from Ben Zoeller (Wyatt Gray kick) 4:49 T - Tim Phillips 3 yd run (Zlatan Petrovic kick) 0:50 STX - Aaron Bottner 8 yd pass from Ben Zoeller (Wyatt Gray kick) 0:00 STX - Benjamin Brown 22 yd pass from Brent Sweeney (Wyatt Gray kick) 4th 0:32 T - Jeff Neagly 2 yd pass from William Stein (Zlatan Petrovic kick) OT 12:00 T - Wes Weitlauf 1 yd run. Attendance - 15,696						

2006

Class 1A

Newport Central Catholic	7	10	0	20	-	37
Danville	0	13	21	0	-	34
1st 3:16 NCC - Michael Vickers 17 yd pass from Jared Harris (Dustin Zink kick) 2nd 7:12 NCC - Dustin Zink 20 yd field goal 6:59 D - Daylen Morris 95 yd kickoff return (Jordan Gay kick) 6:39 NCC - Michael Vickers 76 yd run (Jordan Gay kick) 5:27 D - Darren Ross 76 yd pass from Rich Witten (Jordan Gay kick failed) 3rd 6:02 D - Jeffrey Guest 5 yd run (Jordan Gay kick) 5:02 D - Zach Dawson 25 yd blocked punt return (Jordan Gay kick) 2:27 D - Daylen Morris 23 yd pass from Rich Witten (Jordan Gay kick) 4th 6:58 NCC - George Gardner 31 yd pass from Jared Harris (Dustin Zink kick) 2:58 NCC - George Gardner 16 yd pass from Jared Harris (Dustin Zink kick) 1:45 NCC - Michael Vickers 52 yd pass from Jared Harris (Phil Horan rush failed). Attendance - 4,396						

Class 2A

Russell	6	6	0	0	-	12
Mercer	8	7	0	0	-	15
1st 0:37 R - Aaron Beekman 16 yd run (Dwayne Evans kick failed) 0:35 M - Devin Patton 0 yd fumble recovery (Brandon Ford rush) 2nd 4:34 R - Kasey Clark 8 yd run (Tyler Jones rush failed) 3:41 M - Cory Jackson 53 yd run (Josh Ewing kick). Attendance - 6,814						

Class 3A

Covington Catholic	9	8	7	3	-	27
Bowling Green	0	0	8	0	-	8
1st 5:34 CC - Shane Popham 33 yd field goal 4:54 CC - Nathan Kater 14 yd fumble recovery (Josh Bleser rush failed) 2nd 8:40 CC -						

Kurt Bovard 16 yd pass from Josh Bleser (Peter Sutton pass from Josh Bleser) 3rd 5:18 CC - Brent Buckley 6 yd run (Shane Popham kick) 0:40 BG - Anthony Davis 46 yd pass from Trent Steelman (Chris Johnson pass from Trent Steelman) 4th 0:32 CC - Shane Popham 25 yd field goal. Attendance - 7,379

Class 4A

Trinity	10	17	7	7	-	41
Ryle	0	0	0	7	-	7
1st 2:49 T - Ryan Tydlacka 23 yd field goal 1:53 T - Alex Dutton 20 yd pass from Nick Petrino (Ryan Tydlacka kick) 2nd 10:09 T - Ryan Tydlacka 40 yd field goal 5:00 T - Tim Phillips 8 yd run (Ryan Tydlacka kick) 1:04 T - Kyle Flynn 38 yd pass from Nick Petrino (Ryan Tydlacka kick) 3rd 0:42 T - Nathan Dutton 20 yd pass from Nick Petrino (Ryan Tydlacka kick) 4th 9:43 T - Alex Dutton 45 yd pass from Nick Petrino (Ryan Tydlacka kick) 5:18 R - Scott Gray 14 yd run (Ross Uminger kick). Attendance - 10,623						

2005

Class 1A

Mayfield	0	0	0	7	-	7
Newport Cent. Cath.	21	7	7	7	-	42
1st 7:26 NCC - Scott Gesenhues 16 yd pass from Sam Diehl (Scott Gesenhues kick) 0:44 NCC - Kevin Bueter 66 yd pass from Sam Diehl (Scott Gesenhues kick) 0:04 NCC - Josh Canafax 54 yd punt return (Scott Gesenhues kick) 2nd 2:59 NCC - Sam Diehl 3 yd run (Scott Gesenhues kick) 3rd 7:27 NCC - 35 yd pass from Sam Diehl (Scott Gesenhues kick) 4th 8:26 NCC - Brandon Kohrs 32 yd pass from Sam Diehl (Scott Gesenhues kick) 2:23 M - Josh Hatchell 1 yd run (Tommy McNutt kick). Attendance - 4,709						

Class 2A

Owensboro Catholic	7	0	0	7	-	14
Russell	7	6	7	7	-	27
1st 6:49 R - Kasey Clark 11 yd pass from Tommy Brown (Dwayne Evans kick) 5:14 OC - Jared Johnson 20 yd pass from David Woodward (Jared Johnson kick) 2nd 3:22 R - Kasey Clark 10 yd run (Dwayne Evans kick failed) 3rd 2:18 R - Kasey Clark 9 yd run (Dwayne Evans kick). Attendance - 7,726						

Class 3A

Bowling Green	0	7	0	14	-	21
Lexington Catholic	7	20	15	7	-	49
1st 0:37 LC - Shane Israel 10 yd run (Brian Behr kick) 2nd 10:16 BG - Chris Reynolds 12 yd run (Casey Tinius kick) 4:53 LC - Shane Israel 1 run (kick blocked) 2:02 LC - Shane Israel 8 yd run (Brian Behr kick) 1:51 LC - Winston Guy 22 yd fumble return (Brian Behr kick) 3rd 11:05 LC - Davis Page fumble recovery in end zone (Will Osborne pass from Justin Burke) 8:47 LC - Justin Burke 1 yd run (Brian Behr kick) 4th 7:06 BG - Chris Tucker 60 yd fumble return (Casey Tinius kick) 4:06 LC - Will Osborne 13 yd run (Brian Behr kick) 3:17 BG - Bradley Barlow 20 yd pass from Trent Steelman (Casey Tinius kick). Attendance - 5,875						

Class 4A

St. Xavier	6	0	0	0	-	6
Trinity (Louisville)	7	0	0	7	-	14
1st 8:47 STX - Vic Anderson 3 yd run (Tim Dougherty kick) 0:07 T - Eric Senn 10 yd pass from Nick Petrino (Eddie Webb kick) 4th 7:22 T - Nick Petrino 37 yd run (Eddie Webb kick). Attendance - 21,424						

2004

Class 1A

Beechwood	7	7	3	6	-	23
Danville	7	0	0	0	-	7
1st 09:38 B - Eric Sawyer 54 yd pass from Patrick Muth (Patrick Muth kick) 0:11 D - Ronnie Hawkins 8 yd run (Zack Hampton kick) 2nd 02:13 B - Eric Sawyer 25 yd pass from Patrick Muth (Patrick Muth kick) 3rd 04:23 B - Patrick Muth 24 yd field goal 4th 07:33 Patrick Muth 3 yd run (Patrick Muth kick failed). Attendance - 5,917						

Class 2A

Owensboro Catholic	7	0	14	0	-	21
Belfry	14	7	7	0	-	28
1st 06:28 B - Doug Howard 43 yd run (Ronnie Edwards kick failed) 05:28 OC - Jacob Randolph 65 yd pass from Zach Barnard (Jared						

Johnson kick) 2:22 B - Doug Howard 9 yd run (David Jones rush) 2nd 00:30 B - David Jones 25 yd run (Ronnie Edwards kick) 3rd 10:06 B - Doug Howard 64 yd run (Ronnie Edwards kick) 07:58 OC - Jacob Randolph 4 yd pass from Zach Barnard (Jared Johnson kick) 00:48 OC - Heath Wright 12 yd pass from Zach Barnard (Jared Johnson kick). Attendance - 7,522

Class 3A

Boyle County	0	6	0	0	-	6
Highlands	3	3	9	7	-	22
1st 06:17 H - Justin Auton 30 yd field goal 2nd 09:47 B - Seth Tamme 17 yd pass from Brandon Smeith (Adam Dickinson kick failed) 00:00 H - Justin Auton 32 yd field goal 3rd 04:48 H - James Hubbard 1 yd run (Justin Auton kick failed) 02:16 H - Justin Auton 38 yd field goal 4th 03:47 H - Jordan Kramer 4 yd run (Justin Auton kick). Attendance - 6,936						

Class 4A

St. Xavier	14	21	0	14	-	49
Scott County	0	0	3	6	-	9
1st 06:42 STX - Victor Anderson 61 yd run (Tim Dougherty kick) 04:06 STX - Victor Anderson 3 yd run (Tim Dougherty kick) 2nd 11:32 STX - Victor Anderson 34 yd run (Tim Dougherty kick) 09:29 STX - Justin Brown 1 yd run (Tim Dougherty kick) 05:09 STX - Justin Brown 3 yd run (Tim Dougherty kick) 3rd 03:11 SCOTT - Jesse Hawkins 22 yd field goal 4th 07:20 STX - Justin Brown 11 yd run (Tim Dougherty kick) 03:16 STX - Aaron Leonhardt 9 yd run (Jon Payne kick) 00:00 SCOTT - Rodney Haddix 84 yd pass from Cody Andrews. Attendance - 11,024						

2003

Class 1A

Danville	0	14	14	14	-	42
Beechwood	0	0	0	7	-	7
2nd 08:02 D - Kelvin Turner 6 yd run (Zack Hampton kick) 00:23 D - Kelvin Turner 6 yd run (Zack Hampton kick) 3rd 06:34 D - Charles Penix 38 yd run (Zack Hampton kick) 05:18 D - Kelvin Turner 10 yd run (Zack Hampton kick) 4th 07:06 D - Charles Penix 11 yd run (Zack Hampton kick) 01:38 D - Kelvin Turner 3 yd run (Zack Hampton kick) 00:40 B - Andrew Daniels 10 yd pass from Jeff Wera (David Keam kick). Attendance - 5,145						

Class 2A

Elizabethtown	7	0	14	6	[0]	-27
Belfry	0	12	8	7	[6]	-33
1st 07:25 E - Jonathan Rusher 1 yd run (Robbie Witt kick) 2nd 11:13 B - Doug Howard 21 yd run (Ronnie Edwards kick failed) 04:25 B - David Jones 8 yd run (David Jones rush failed) 3rd 06:55 E - DeAndre Patterson 27 yd run (Robbie Witt kick) 02:12 B - David Jones 5 yd run (David Jones rush) 01:23 E - Jerry Turner 56 yd pass from Chris Todd (Robbie Witt kick) 4th 11:52 E - A.J. French 40 yd pass from Chris Todd (Robbie Witt kick failed) 05:30 B - David Jones 9 yd run (Ronnie Edwards kick) OT 12:00 B - David Jones 1 yd run. Attendance - 5,055						

Class 3A

Boyle County	0	14	14	16	-	44
Highlands	3	7	0	0	-	10
1st 00:00 H - Ad. Rosenhagen 20 yd field goal 2nd 11:43 B - Brandon Smith 76 yd run (Adam Dickinson kick) 10:32 H - Jordan Nevells 1 yd run (Ad. Rosenhagen kick) 05:37 B - Brandon Smith 1 yd run (Adam Dickinson kick) 3rd 07:33 B - Brandon Smith 4 yd run (Adam Dickinson kick) B - Quinn Givhan 6 yd run (Adam Dickinson kick) 4th 07:10 B - Team safety 05:34 B - Brad Cloud 11 yd pass from Brandon Smith (Adam Dickinson kick) 02:20 B - Brandon Smith 2 yd run (Adam Dickinson kick). Attendance - 10,057						

Class 4A

St. Xavier	7	7	0	0	-	14
Trinity (Louis.)	7	7	3	0	-	17
1st 07:10 T - Donald Barnett 19 yd run (Vince Heller kick) 01:53 STX - Dan Bick 2 yd run (Leo Fante kick) 2nd 10:16 STX - KJ Austin-Bruce 15 yd run (Leo Fante kick) 07:58 T - Steve Orndorff 2 yd pass from Brian Brohm (Vince Heller kick) 3rd 06:12 T - Vince Heller 37 yd field goal. Attendance - 26,430						

RUSSELL ATHLETIC/KHSAA COMMONWEALTH GRIDIRON BOWL

Houchens/L.T. Smith Stadium • Bowling Green • Dec. 5-6, 2014



STATE CHAMPIONSHIP GAME LINESCORES

2002

Class 1A

Beechwood	0	0	7	0	-	7
Mayfield	0	7	0	7	-	14

2nd 06:49 M - Jerome Saxton 64 yd pass from Greg Cook (Adam Ivey kick) 3rd 04:22 B - Kevin Martella 18 yd run (Chase Weber kick) 4th 02:28 M - Derrick Parrott 1 yd run (Adam Ivey kick). Attendance - 4,137

Class 2A

Breathitt County	14	25	6	6	-	51
Corbin	0	0	0	0	-	0

1st 08:15 B - Brandon Thomas 47 yd punt return (David Little kick) 02:36 B - Justin Haddix 1 yd run (David Little kick) 2nd 11:31 B - Darren Back 2 yd run (David Little kick) 10:08 B - Dustin Breathitt 7 yd pass from Justin Haddix (David Little kick failed) 04:12 B - Cour. Johnson 4 yd run (David Little kick failed) 01:27 B - Justin Haddix 1 yd run (Justin Haddix pass failed) 3rd 04:45 B - Cour. Johnson 6 yd pass from Justin Haddix (David Little kick failed) 4th 07:28 B - Brandon Thomas 22 yd pass from Justin Haddix (David Little kick blocked). Attendance - 5,340

Class 3A

Rockcastle County	0	0	0	0	-	0
Boyle County	14	0	7	0	-	21

1st 08:31 B - Michael P. Webb 5 yd run (David Jennings kick) 05:33 B - Jacob Tamme 33 yd pass from Brandon Smith (David Jennings kick) 3rd 08:20 B - Jacob Tamme 20 yd pass from Brandon Smith (David Jennings kick). Attendance - 8,722

Class 4A

Trinity (Louis.)	14	12	19	14	-	59
Male	7	7	21	21	-	56

1st 08:27 T - Daniel Mudd 32 yd pass from Brian Brohm (K.H. Williams kick) 01:28 M - Sergio Spencer 20 yd run (Todd Flannery kick) 01:04 T - Tashawn McBroom 72 yd pass from Brian Brohm (K.H. Williams kick) 2nd 04:42 M - COREY JAMES 21 yd pass from Michael Bush (Todd Flannery kick) 04:03 T - Tashawn McBroom 45 yd pass from Brian Brohm (Team kick failed) 00:27 T - Stuart Diersen 18 yd pass from Brian Brohm (Brian Brohm pass failed) 3rd 09:48 M - Sergio Spencer 18 yd pass from Michael Bush (Todd Flannery kick) 00:27 T - Stuart Diersen 18 yd pass from Brian Brohm (Brian Brohm pass failed) 3rd 09:48 M - Sergio Spencer 18 yd pass from Michael Bush (Todd Flannery kick) 09:24 T - DANIEL MUDD 36 yd pass from (Brian Brohm pass failed) 04:57 T - Tashawn McBroom 77 yd pass from Brian Brohm (K.H. Williams kick) 03:35 M - Bryant Beck 14 yd pass from Michael Bush (Sergio Spencer pass from Michael Bush) 03:13 T - Daniel Mudd 85 yd pass from Brian Brohm (K.H. Williams pass failed) 01:06 M - Aandrew Patton 11 yd pass from Michael Bush (Michael Bush pass failed) 4th 11:58 T - Brian Brohm 1 yd run (K.H. Williams kick) 10:02 M - Michael Bush 1 yd run (Todd Flannery kick) 08:19 M - BRYANT BECK 14 yd pass from Michael Bush (Todd Flannery kick) 02:31 T - Norb Elbert 1 yd run (K.H. Williams kick) 01:24 M - Corey James 13 yd pass from Michael Bush (Todd Flannery kick) T - Daniel Mudd 36 yd pass from Brian Brohm (Brian Brohm pass failed) 04:57 T - Tashawn McBroom 77 yd pass from Brian Brohm (K.H. Williams kick) 03:35 M - Bryant Beck 14 yd pass from Michael Bush (Sergio Spencer pass from Michael Bush) 03:13 T - Daniel Mudd 85 yd pass from Brian Brohm (K.H. Williams pass failed) 01:06 M - Andrew Patton 11 yd pass from Michael Bush (Michael Bush pass failed) 4th 11:58 T - Brian Brohm 1 yd run (K.H. Williams kick) 10:02 M - Michael Bush 1 yd run (Todd Flannery kick) 08:19 M - Bryant Beck 14 yd pass from Michael Bush (Todd Flannery kick) 02:31 T - Norb Elbert 1 yd run (K.H. Williams kick) 01:24 M - Corey James 13 yd pass from Michael Bush (Todd Flannery kick). Attendance - 20,511

2001

Class 1A

Newport C. Catholic	0	0	7	6	-	13
Danville	7	7	0	0	-	14

(1) 02:33 D - Jeremy Vaught pass from Adam Schott (Bennett Clark kick), 2nd 07:53 D - Kelvin Turner 57 yd run (Bennett Clark kick), 3rd 02:29 NCC - Steve Everson 2 yd run (Matt Heister kick), 4th 06:23 NCC - Kevin Smith 7 yd pass from Jeff Smith (Matt Heister kick failed). Attendance - 5,172

Class 2A

Prestonsburg	0	0	8	8	-	16
Bardstown	6	29	6	6	-	47

Scoring Summary: 1st 05:35 B - Joseph Blackmon 9 yd pass from John W. Monin (Lincoln Buzick kick failed), 2nd 11:48 B - Maurice Crowe 30 yd pass from John W. Monin (Joseph Blackmon pass), 11:36 B - Jamie Cotton 8 yd run (Lincoln Buzick kick), 05:47 B - Jamie Cotton 6 yd run (Lincoln Buzick kick), 03:03 B - Randy Tonge 2 yd run (Lincoln Buzick), 3rd 10:37 B - Jamie Cotton 57 yd run (Lincoln Buzick kick failed), 04:04 P - Joey Willis 1 yd run (Austin Clark pass), 4th 11:20 P - Joey Willis 2 yd run (Matt Slone pass), 07:34 B - Maurice Crowe 5 yd run (Lincoln Buzick kick blocked). Attendance - 6,150

Class 3A

Rockcastle County	0	0	0	14	-	14
Boyle County	24	18	7	0	-	49

1st 07:43 BC - David Jennings 37 yd field goal, 05:33 BC - Caset McCoy 2 yd run (David Jennings kick), 01:45 BC - Jacob Tamme 10 yd pass from Jeff Duggins (David Jennings kick), 00:33 BC - Casey McCoy 1 yd run (David Jennings kick), 2nd 09:03 BC - David Jennings 32 yd field goal, 02:54 BC - Adam Tamme 21 yd pass from Jeff Duggins (Brad Cloud rush), 00:53 BC - Jacob Tamme 14 yd pass from Jeff Duggins (David Jennings kick), 3rd 09:05 BOYLE - Jeff Duggins 28 yd pass from Jacob Tamme (David Jennings kick), 4th 11:08 RC - Marty Reagan 1 yd run (Jens Strietzel kick), 00:20 RC - Josh Hale 46 yd pass from Aaron Anderkin (Jens Strietzel kick). Attendance - 9,140

Class 4A

Trinity (Louis.)	18	6	14	7	-	45
Male	13	0	0	6	-	19

1st 08:53 T - Alex Hennessey 5 yd pass from Brian Brohm (Karl Williams kick failed), 02:29 M - Chris Barclay 32 yd pass from Michael Bush (Todd Flannery kick failed), 01:36 T - Tashawn McBroom 71 yd pass from Brian Brohm (Brian Brohm pass failed), 01:24 M - Chris Barclay 95 yd kickoff return (Todd Flannery kick), 00:26 T - DeQuee May 42 yd run (DeQuee May rush failed), 2nd 05:48 T - DeQuee May 6 yd run (Karl Williams kick failed), 3rd 10:21 T - DeQuee May 9 yd run (Chris Payne kick failed), 04:04 T - Alex Hennessey 82 yd pass from Brian Brohm (Jeff Sorg pass), 4th 10:14 T - DeQuee May 0 yd fumble recovery (Karl Williams kick), 05:15 M - Michael Bush 1 yd run (Michael Bush pass failed). Attendance - 20,485

2000

Class 1A

Danville	0	7	7	9	-	23
Newport Covington Cath.	3	0	6	0	-	9

(1) NCC-08:51 Rob Schumacher 39 yd field goal; (2) DAN-01:12 Buddy Trumbo 1 yd run (Bennett Clark kick); (3) DAN-06:10 Julio Gallegos 79 yd fumble recovery (Bennett Clark kick), NCC-0:50 Andy Brennenstuhl 8 yd pass from Jeff Smith (Jeff Smith pass failed); (4) DAN-11:51 Bennett Clark 30 yd field goal, DAN-07:23 Stephen Grubbs 33 yd pass from Adam Schott (Bennett Clark kick failed). Attendance - 7,714

Class 2A

Glasgow	0	0	6	0	-	6
Boyle County	10	14	7	7	-	38

(1) BC-11:47 Matt Miller 92 yd kickoff return (Taylor Begley kick), BC-01:14 Taylor Begley 26 yd field goal; (2) BC-08:22 Matt Quinn 1 yd run (Taylor Begley kick), BC-03:04 Matt Miller 27 yd pass from Jeff Duggins (Taylor Begley kick); (3) GLAS-07:29 Randy Depp 59 yd run (Jeff Bragg pass failed), BC-00:08 Jeff Duggins 2 yd run (Taylor Begley kick); (4) BC-07:48 Matt Quinn 7 yd run (Taylor Begley kick). Attendance - 6,728

Class 3A

Owensboro	7	7	13	0	-	27
Highlands	14	14	13	7	-	48

(1) H-09:05 Brett Hamblen 7 yd run (Derek Chuke kick failed), O-07:11 Bo Smith 1 yd run (Logan Johnson kick), H-03:09 Kevin Mulroney 22 yd pass from Gino Guidugli (Kevin Mulroney pass); (2) H-10:38 Burke Lofland 10 yd pass from Gino Guidugli (Derek Chuke kick), O-03:21 Bo Smith 60 yd run (Logan Johnson kick), H-01:07 Kevin Mulroney 4 yd pass from Gino Guidugli (Derek

Chuke kick), (3) O-07:42 Logan Johnson 30 yd field goal, H-05:42 Brent Grover 1 yd fumble recovery (Derek Chuke kick failed), O-02:02 Logan Johnson 38 yd field goal, H-01:12 Eamon Mueller 6 yd run (Derek Chuke kick), O-01:00 Justin Miller 84 yd kickoff return (Logan Johnson kick); (4) H-05:17 Eamon Mueller 19 yd run (Derek Chuke kick). Attendance - 5,457

Class 4A

Male	14	20	0	0	-	34
Trinity (Louisville)	0	0	0	14	-	14

(1s) M-09:06 Montrell Jones 11 yd pass from Brandon Blackerby (Matt Hawkins kick), M-00:22 Mike Bush 31 yd pass from Brandon Blackerby (Matt Hawkins kick), (2) M-10:39 Montrell Jones 19 yd pass from Brandon Blackerby (Matt Hawkins kick), M-07:22 Chris Barclay 1 yd run (Matt Hawkins kick failed), M-05:04 Montrell Jones 41 yd punt return (Matt Hawkins kick); (4) T-02:53 Alex Hennessey 22 yd run (Vince Phillips pass), T-01:55 James Murray 10 yd run (Geoff Riddle pass failed). Attendance - 10,119

1999

Class 1A

Beechwood	6	13	13	13	-	45
Hancock County	7	8	0	7	-	22

(1) HC-08:37 Travis Atwell 1 yd run (Joel Bivins kick), BEECH-06:25 Ben List 1 yd run (Adam Robb kick blocked); (2) BEECH-10:39 Ben List 1 yd run (TM rush fumbled) HC-05:17 Jason Morris 32 yd pass from Travis Atwell (Dustin Jackson pass), BEECH-03:35 Joe Hampel 20 yd pass from Mike Nie (Adam Robb kick); (3) BEECH-09:11 Nick Sketch 11 yd run (Adam Robb kick failed), BEECH- 05:58 Ben List 25 yd run (Adam Robb kick); (4) HC-11:21 Reggie Williams 5 yd pass from Travis Atwell (Joel Bivins kick), BEECH-05:36 Ben List 1 yd run (Adam Robb kick) BEECH-02:12 Max Mann 1 yd run (Adam Robb kick failed). Attendance - 7,445

Class 2A

Boyle County	0	21	0	8	-	29
Glasgow	0	6	0	0	-	6

(2) BC-10:50 Justin Anderson 0 yd fumble recovery (Taylor Begley kick), BC-07:14 Rafe Holderman 66 yd missed FG return (Taylor Begley kick), GLAS-02:48 Jason Huffman 1 yd run (Tim Pierce kick failed), BC- 01:06 Matt Quinn 1 yd run (Taylor Begley kick); (4) BC-02:19 Boomer Johnson 22 yd pass from Jeff Duggins (Bobby Leffew pass). Attendance - 8,264

Class 3A

Highlands	21	0	20	7	-	48
Owensboro	7	3	0	0	-	10

(1) HIGH-11:47 Brett Hamblen 91 yd kickoff return (Brennan Jones kick), HIGH-06:31 Gino Guidugli 1 yd run (Brennan Jones kick), OWEN-01:03 Getty Cavitt 2 yd run (Logan Johnson kick), HIGH-00:00 Brent Grover 41 yd pass from Gino Guidugli (Brennan Jones kick); (2) OWEN-07:37 Logan Johnson 37 yd field goal; (3) HIGH-10:32 Jess Meloche 9 yd fumble recovery (TM rush failed), HIGH-05:52 Gino Guidugli 2 yd run (Brennan Jones kick), HIGH-04:50 Adam Johnston 33 yd interception return (Brennan Jones kick); (4) HIGH-05:37 Jess Meloche 1 yd run (Brennan Jones kick). Attendance - 4,850

Class 4A

Bryan Station	0	6	15	7	[3]	- 31
St. Xavier	0	14	0	14	[6]	- 34

(2) STX-08:43 Benny Butler 15 yd run (Justin Bickett kick), BS-07:47 Eric Shelton 77 yd run (Ryan Pearl kick blocked), STX-00:08 Ryan Payne 1 yd run (Justin Bickett kick); (3) BS-06:58 J.T. Haskins 3 yd run (Eric Shelton rush), BS-02:46 Eric Shelton 3 yd run (Ryan Pearl kick); (4) STX-09:04 Eric Saling 1 yd run (Justin Bickett kick), BS-05:16 Rob. Haskins 49 yd pass from J.T. Haskins (Ryan Pearl kick), STX-01:14 Nick Legel 2 yd run (Justin Bickett kick); OT-BS - Ryan Pearl 24 yd field goal, OT-STX - Ryan Payne 1 yd run. Attendance - 11,640

1998

Class 1A

Mayfield	0	0	6	0	-	6
Middlesboro	7	13	0	7	-	27

(1) MID-3:36 David Kelley 5-yard run (Dustin Wynn kick); (2) MID-10:37 Wynn 33-yard FG, MID-7:22 Scott Powell 60-yard run



RUSSELL ATHLETIC/KHSAA COMMONWEALTH GRIDIRON BOWL

Houchens/L.T. Smith Stadium • Bowling Green • Dec. 5-6, 2014

STATE CHAMPIONSHIP GAME LINESCORES

(Wynn kick), MID-1:16 Wynn 32-yard FG; (3) MAY-0:15 Bo Neely 14-yard run (Ryan Ivey kick); (4) MID-1:51 Powell 54-yard run (Wynn kick). Attendance - 6,170

Class 2A

Caldwell County 0 7 6 25 - 38
Danville 7 7 0 14 - 28
(1) D-6:59 Jeremy Britt 1-yard run (Will Lucas kick); (2) D-11:43 Brian Rowland 86-yard run (Lucas kick), C-2:46 Craig Wyatt 52-yard pass from Stewart Childress (Kelly Davis kick); (3) C-5:08 Craig Wyatt 36-yard pass from Childress (kick blocked); (4) D-11:52 Britt 29-yard run (Lucas kick), C-10:43 Childress 72-yard run (pass failed), D-9:07 Britt 57-yard run (Lucas kick), C-6:36 Jerold Fuqua 31-yard run (kick failed), C-4:11 Fuqua 23-yard fumble recovery (kick failed), C-0:55 Fuqua 9-yard run (Davis kick). Attendance - 6,742

Class 3A

Waggener 0 0 0 7 - 7
Highlands 7 21 14 14 - 56
(1) H-5:20 Jared Lorenzen 17-yard run (Brennan Jones kick); (2) H-8:07 Lorenzen 1-yard run (Jones kick), H-4:26 Brian Ulbricht 8-yard run (Jones kick), H-1:33 Lorenzen 1-yard run (Jones kick); (3) H-11:46 Noah Gibson 91-yard kickoff return (Jones kick), H-0:34 Ulbricht 3-yard run (Jones kick); (4) H-7:41 Gibson 32-yard run (Jones kick), H-6:37 Brenden Zenni 14-yard run (Jones kick), W-4:57 DjVan Means 11-yard run (Aaron Pentecost kick). Attendance - 7,564

Class 4A

Male 7 10 7 7 - 31
Tates Creek 0 7 0 0 - 7
(1) M-2:12 Jason Harris 24-yard pass from Gerry Ahrens (Jeff Jecker kick); (2) M-8:49 Garner Byars 42-yard pass from Ahrens (Jecker kick), TC-5:56 Jamarr Alexander 48-yard pass from Ben Reust (Aaron Camenisch kick), M-1:48 Jecker 33-yard FG; (3) M-8:35 Montrell Jones 46-yard interception return (Jecker kick); (4) M-3:30 D'Juan Ditto 12-yard pass from Ahrens (Matt Hawkins kick). Attendance - 8,231

1997

Class 1A

Beechwood 0 0 20 6 - 26
Harrodsburg 0 0 0 0 - 0
Scoring
(3) B-Adam Wulfeck 11-yard run (kick failed) 4:16; B-Wulfeck 3-yard run (Josh Bishop Carry) 2:51; B-Wulfeck 2-yard run (kick failed) 1:29; (4) B-Wulfeck 7-yard run (kick failed). Attendance - 4,879

Class 2A

Bourbon County 13 6 0 20 - 39
Owensboro Cath. 0 7 7 14 - 29
(1) B-Carter Conley 1-yard run (Kyle St. John kick) 9:05; B-Tim Perysian 3-yard run (run failed) 1:53; (2) OC-Chad Dickens 1-yard run (Shawn Payne kick) 4:40; B-Conley 1-yard run (pass failed) 0:19; (3) OC-Billy Boorman 1-yard run (Payne kick) 7:28; (4) B-Conley 15-yard run (pass failed); OC-Jason O'Bryan 42-yard pass from Dickens (Matt Wilkins pass from Dickens) 7:37; B-Jeremy Wigglesworth 86-yard return of blocked FG (Nick Kendall kick) 3:43; B-Tim Perysian 36-yard run (kick failed) 1:19; OC-O'Bryan 24-yard pass from Dickens (pass failed) 0:59. Attendance - 7,355

Class 3A*

Covington Catholic 7 7 7 0 - 21
Hopkinsville 0 0 7 6 - 13
(1) CC-Jeremy Madden 28-yard run (Kevin Goetz kick) 1:25; (2) CC-Madden 1-yard run (Goetz kick) 4:48; (3) CC-Pat McDermott 36-yard run (Goetz kick) 10:02; H-Artose Pinner 76-yard run (Mitch Cotthoff kick) 1:18; (4) H-Travis Hampton 11-yard run (kick failed) 8:59. Attendance - 5,135

*Please note that due to KHSAA sanctions imposed on Hopkinsville that the runner-up finish has been vacated. The official score is Covington Catholic 1, Hopkinsville 0.

Class 4A

Trinity 0 0 0 0 - 0
St. Xavier 0 0 3 0 - 3
(3) STX-Ben Bosscher 26-yard FG 2:22. Attendance - 22,760

1996

Class 1A

Harrodsburg 0 6 0 8 [0] - 14
Beechwood 7 0 7 0 [7] - 21
(1) B-John Wishcer 1-yard run (Adam Wulfeck kick) 3:08; (2) H-Charlie Holiday 3-yard run (kick failed) 5:53; (3) B-Wischer 2-yards run (Wulfeck kick) 4:01; (4) H-Lamar Stigall 8-yard run (K. Dunn run) 6:49; (OT) B-Wulfeck 8-yard run (Wulfeck kick). Attendance - 3,950

Class 2A

Ft. Knox 14 0 7 0 - 21
Breathitt County 0 12 0 13 - 25
(1) F-Derek Homer 1-yard run (Chris Steiner kick) 8:58, F-Yarnell Collins 8-yard run (Steiner kick) 1:49; (2) B-Tim Barnett 25 pass from K. Moore (pass failed) 3:33, B-Phillip Watts 43 pass from Moore (pass failed) 2:11; (3) F-Homer 4-yard run (Steiner kick) 5:58; (4) B-Watts 35 pass from Moore (pass failed) 9:18, B-Watts 20 pass from Moore (J.K. Little kick) 0:15. Attendance - 5,335

Class 3A

Hopkinsville 7 7 0 0 - 14
Highlands 0 7 14 0 - 21
(1) HP-Travis Hampton 6-yard run (Russ Guffey kick) 3:28; (2) HP-Hampton 20-yard run (Guffey kick) 6:25, HI-Randy Stegman 69 pass from P.J. Sauer (Damon Chuke kick) 0:45; (3) HI-Justin Frisk 5-yard run (Chuke kick) 8:49, HI-Frisk 5-yard run (Chuke kick) 0:10. Attendance - 8,235

Class 4A

Nelson County 7 7 0 14 [7] - 35
Paul Dunbar 3 14 3 8 [6] - 34
(1) PD-Kevin Art 41-yard FG 2:55; NC-Cody Brown 89-yard kickoff return (Kaleen Matthews kick) 2:42; (2) PD-Doug Allen 37-yard pass from Ben Meighan (Art kick) 11:53; NC-Anthony Boggs 70-yard run (Matthews kick) 11:02; PD-Allen 22-yard pass from Meighan (Art kick) 7:30; (3) PD-Art 28-yard FG 6:16; (4) NC-Jarrod Benningfield 10-yard pass from Gabe Stone (Matthews kick) 6:01; NC-Stone 27-yard interception return (Matthews kick) 3:46; PD-Allen 15-yard pass from Meighan (Rod Johnson run) 1:08; (OT) NC-Benningfield 1-yard run (Matthews kick); PD-Allen 10-yard pass from Meighan (kick failed). Attendance - 8,145

1995

Class 1A

Beechwood 6 8 0 13 - 27
Mayfield 6 8 6 8 - 28
(1) M-Mike Bright 3-yard run (kick failed) 7:08; B-Brian Bishop 53-yard pass from John Wischer (kick failed) 5:22; (2) B-Wischer 1-yard run (Lubrecht run) 9:10; M-Jeff Concentine 40-yard pass from Mike Kemp (Mike Bright run) 0:11; (3) M-Terrell Starks 14-yard run (kick failed) 5:29; (4) Brian Bishop 35-yard pass from Wischer (Blake Berger kick) 3:29; M-Mike Bright 2-yard run (Concentine pass from Schloesser) 2:29; B-Dustin Jones 11-yard pass from Wischer (pass failed) 1:19. Attendance - 5,850

Class 2A

Breathitt Co. 0 6 14 8 [7 7] - 42
Franklin-Simpson 7 7 0 14 [7 0] - 35
(1) FS-Phil Smith 5-yard run (Michael Eubanks kick) 5:32; (2) FS-Nick Thurmond 1-yard run (Eubanks kick) 7:47; B-Phillip Watts 14-yard pass from Waylon Chapman (kick failed) 5:23; (3) B-James Harris 13-yard run (run failed) 9:20; B-Kenneth Combs 1-yard run (Waylon Chapman kick) 4:59; (4) FS-Chad Spencer 11-yard interception return (Eubanks kick) 10:39; FS-Phil Smith 9-yard run (Eubanks kick) 3:02; B-Darrin Sayers 38-yard pass from Chapman (J. Chapman run) 1:59; (OT) FS-Phil Smith 3-yard run (Eubanks kick); B-Jonathan Chapman 2-yard run (Nate Poe kick); B-Phillip Watts 6-yard pass from Waylon Chapman (Poe kick). Attendance - 5,850

Class 3A

Highlands 0 6 6 0 - 12
Bowling Green 0 7 7 14 - 28
(2) B-Derrick Kennedy 20-yard pass from Sylvester Gray (Will Wade kick) 7:35; H-Justin Frisk 15-yard pass from P.J. Sauer (kick failed) 0:04; (3) B-Brian Harpool 10-yard run (Wade kick) 8:32; H-Randy Stegman 5-yard pass from Sauer (pass failed) 1:12; (4) B-Delvin Colton 18-yard run (Wade kick) 1:58; B-Harpool 2-yard run (Wade kick) 1:16. Attendance - 6,375

Class 4A

Henry Clay 0 0 0 0 - 0
St. Xavier 12 7 0 7 - 26
(1) STX-Tendai Charasika 1-yard run (kick failed); 9:22; STX-Charasika 3-yard run (run failed) 1:27; (2) STX-Casey Henderick 41-yard fumble return (Andrew Wheeler kick) 5:11; (4) STX-Jay Arnold 5-yard pass from Kirk Esaray (Wheeler kick) 1:12. Attendance - 9,135

1994

Class 1A

Murray 7 0 7 2 - 16
Beechwood 6 6 6 0 - 18
(1) M-Chris Cheany 2-yard run (Greg Miller kick) 4:39; B-Brett Brockhoeft 65-yard pass from Greg Hergott (kick failed) 2:03; (2) B-Jeff Lubrecht 10-yard run (run failed) 8:41; (3) M-Allen Thompson 13-yard run (Miller kick) 5:38; B-Brockhoeft 52-yard run (run failed) 4:17; (4) M-Hergott takes snap and runs into endzone for safety 0:00. Attendance - 5,000

Class 2A

Bullitt East 0 0 0 7 - 7
Danville 7 6 12 14 - 39
(1) D-Derrick Huston 19-yard run (Jonathan Vanderpool kick) 10:58; (2) D-Jose Pope 27-yard pass from Mike Floro (kick failed) 0:53; (3) D-Ben Kinley 11-yard run (run failed) 5:11; D-Jonathan Vanderpool 14-yard pass from Floro (pass failed) 0:38; (4) D-Corey Harris 4-yard run (Vanderpool kick) 10:03; D-Floro 1-yard run (Vanderpool kick) 8:19; BE-Eric McCauley 33-yard pass from Brandon Egan (Newton Farious kick) 5:48. Attendance: 6,550

Class 3A

Bowling Green 7 6 8 0 - 21
Covington Catholic 0 9 8 7 - 24
(1) BG-Brian Harpool 22-yard pass from Ryan Wiesemann (Wiesemann kick) 4:34; (2) BG-Wiesemann 1-yard run (kick failed) 9:58; CC-John Dailey 1-yard pass from Kevin Cogswell (kick failed); 3:23; CC-Terry Farro 40-yard FG 0:02; (3) BG-Wiesemann 3-yard run (Wiesemann pass to Bailey) 5:30; CC-Cogswell 3-yard run (John Dailey run) 0:00; (4) CC-Galen Healey 2-yard run (Farro kick) 4:15. Attendance - 6,875

Class 4A

Trinity 14 0 0 7 - 21
Boone County 0 7 0 0 - 7
(1) T-Shawn Johnson 89-yard kickoff return (Bironas kick) 11:47; T-Chris Cash 1-yard run (Bironas kick) 1:56; (2) BC-Shawn Alexander 1-yard run (Aaron Byrd kick) 2:53; (4) Johnson 56-yard run (Bironas kick) 3:58. Attendance - 11,425

1993

Class 1A

Beechwood 7 0 6 0 - 13
Bardstown 0 6 6 0 - 12
(1) BW-Jeff Lubrecht 7-yard run (Shane Bishop kick) 3:01; (2) BT-Toine Culbert-William Redd 21-yard pass play from Jeff Floyd (kick failed) 0:07; (3) BW-Brett Brockhoeft 2-yard run (kick failed) 5:48; BT-Reggie Boggs 6-yard run (run failed) 0:05. Attendance - 3,860

Class 2A

Prestonsburg 0 0 6 6 - 12
Mayfield 0 0 0 13 - 13
Scoring
(3) P-Seth Hyden 7-yard run (kick failed) 6:09; (4) P-Thomas Ratliff 13-yard run (run failed) 8:32; M-Ceaphus Tyler 3-yard run (Carson Gream kick) 7:42; M-Montez Benjamin 4-yard run (run failed) 4:38. Attendance - 3,975

RUSSELL ATHLETIC/KHSAA COMMONWEALTH GRIDIRON BOWL

Houchens/L.T. Smith Stadium • Bowling Green • Dec. 5-6, 2014



STATE CHAMPIONSHIP GAME LINESCORES

Class 3A

Covington Catholic	14	14	0	0	-	28
Lincoln County	7	0	0	6	-	13

(1) CC-Mitchell Jobe 56-yard run (Rob Farrell kick) 8:31; LC-Jeremy Simpson 33-yard run (Dave Francis kick) 5:08; CC-Dustin Hicks 10-yard fumble return (Farrell kick) 0:09; (2) CC-Jobe 5-yard run (Farrell kick) 8:28; CC-Jobe 56-yard run (Farrell kick) 2:53; (4) LC-Julian Gander 6-yard run (2-pt conversion failed) 1:05. Attendance - 4,150

Class 4A

Male	0	0	14	15	-	29
Shelby County	0	0	7	0	-	7

(3) M-Ibn Green 23-yard pass from Chris Redman (Robert Walker kick) 10:36; M-Green 20-yard pass from Redman (Walker kick) 4:33; SC-Montas Allen 25-yard blocked punt return (Brad Hooligan kick) 0:07; (4) M-Dameon Wardlow 96-yard fumble return (Twyon Grady from Jason Schmitt) 4:33; M-Alvin Lloyd 47-yard run (Walker kick) 2:24. Attendance - 3,820

1992

Class 1A

Bardstown	0	14	0	0	-	14
Beechwood	7	7	0	7	-	21

(1) BW-Greg Hergott 15-yard run (Wulfeck kick) 8:05; (2) BT-T.J. Allen 4-yard run (pass failed) 9:06; BW-Brandon Berger 29-yard run (Wulfeck kick) 6:42; BT-William Redd 3-yard run (Redd run) 2:48; (4) BW-Brad Wulfeck 10-yard run (Wulfeck kick) 3:52. Attendance - 5,590

Class 2A

Mayfield	0	7	0	0	-	7
Danville	7	0	0	27	-	34

(1) M-Chris Barnes 8-yard run (Gream kick) 1:03; (2) D-Colin Rogers 6-yard run (Vanderpool kick) 6:10; (4) D-Colin Rogers 3-yard run (Vanderpool kick) 10:08; D-Ben Kinley 23-yard run (Vanderpool kick) 5:58; D-Joel Gray 44-yard run (run failed) 2:46; D-Ben Kinley 63-yard interception return (Vanderpool kick) 1:29. Attendance - 4,840

Class 3A

Paducah Tilghman	0	0	0	6	-	6
Highlands	7	0	0	8	-	15

(1) HI-Corey Scarlato 1-yard run (Huddleston kick) 2:33; (2) HI-Matt Huddleston 44-yard FG blocked 8:22; (3) HI-Huddleston 28-yard FG no good 10:18; (4) HI-Adam Crawford 1-yard run (Duffy pass to Grimm) 5:53; PT-George Hamilton 6-yard pass from B.J. Haskins (2-pt. Conversion failed) 1:43. Attendance - 4,475

Class 4A

St. Xavier	0	0	0	3	-	3
Boone County	0	0	0	0	-	0

(2) BC-Dave Merlo 34-yard FG failed 3:22; (4) BC-Aaron Byrd 40-yard FG failed 11:56; STX-Will Fishback 30-yard FG 8:21. Attendance - 6,685

1991

Class 1A

Pikeville	0	0	0	6	-	6
Beechwood	6	14	14	0	-	34

(1) BW-Joe Johnson 1-yard run (kick failed) 8:32; (2) BW-Brandon Berger 74-yard run (pass failed) 10:49; BW-Craig Wilmhoff 1-yard run (Berger run) 5:40; (3) BW-Brandon Berger 68-yard run (Wilmhoff pass to Berger) 10:36; BW-Berger 64-yard run (kick failed) 5:09; (4) P-Darrell Ratliff 6-yard run (run failed) 9:44. Attendance - 3,725

Class 2A

Mayfield	0	0	7	7	-	14
Danville	7	3	7	0	-	17

(1) D-Marty Bradshaw 5-yard run (Jon Vanderpool kick) 2:21; (2) D-Jon Vanderpool 22-yard FG 11:14; (3) M-Chris Barnes 1-yard run (Gream Carson kick) 3:48; D-Paul Morse 29-yard run (Vanderpool kick) 1:07; (4) M-Ojay Lancaster 10-yard pass from Ben Brown (Gream kick) 3:46. Attendance - 2,765

Class 3A

Bel County	7	14	0	14	-	35
Meade County	7	0	6	0	-	13

BC-Robbins 2-yard run (Smith kick); MC-Abell 2-yard run (Gable kick); BC-Jones run (pass failed); BC-Robbins 1-yard run (Robbins run); MC-Valentine 1-yard run (kick failed); BC-Robbins 1-yard run (Jones run); BC-Smith 1-yard run (kick failed). Attendance - 6,125

Class 4A

George R. Clark	6	0	8	14	-	28
St. Xavier	0	14	7	0	-	21

(1) GRC-Tim Hampton 74-yard run (kick failed) 3:51; (2) STX-Carl Daley 5-yard run (Mike Conklin kick) 10:52; STX-Lee Wagner 2-yard run (Conklin kick) 7:13; (3) GRC-Eric Clay 9-yard run (Jerome Embry pass to Hampton) 5:57; STX-Jerry Hobbs 1-yard run (Conklin kick) 1:40; (4) GRC-Hampton 8-yard run (Hampton yard run (Hampton kick) 8:58; GRC-Hampton 46-yard run (Hampton kick) 7:42. Attendance - 11,575

1990

Class 1A

Russellville	0	7	12	2	-	21
Bellevue	7	0	0	0	-	7

(1) B-David Kiefer 96-yard kickoff return (Stevenson kick) 11:44; (2) R-Andre Morris 2-yard run (David kick) 0:10; (3) R-Onessa Duncan 1-yard run (kick failed) 7:32; R-Larry Johnson 4-yard run (run failed) 6:31; (4) R-Todd Lay tackled in endzone for safety 5:42. Attendance - 3,750

Class 2A

Fort Knox	0	7	7	7	-	21
Corbin	0	7	0	0	-	7

(2) C-Brent Canady 31-yard run (Brad Rucker kick) 10:15; FK-Chazz Lewis 1-yard run (Jimmy Jacobson kick) 4:01; (3) FK-Lewis 13-yard run (Jacobson kick) 4:02; (4) FK-Daniel Davis 3-yard run (Jacobson kick) 0:13. Attendance - 6,100

Class 3A

Lincoln County	0	7	0	6	-	13
Paul Blazer	7	7	7	14	-	45

(1) PB-Chris Hutt 67-yard run (Clayton Hill kick) 7:37; (2) PB-Charlie Johnson 2-yard run (Hill kick) 10:06; LC-Chris VanHook 1-yard run (VanHook kick) 0:04; (3) PB-Hutt 24-yard run (Hill kick) 6:59; (4) PB-Hutt 21-yard run (Hill kick) 9:23; LC-Chris Henderickson 75-yard fumble return (pass failed) 5:32; PB-Charlie Johnson 1-yard run (Hill kick) 0:10. Attendance - 7,250

Class 4A

Warren Central	0	0	0	14	-	14
Trinity	6	0	0	21	-	27

(1) T-Ricky Boeckmann 1-yard run (kick failed) 2:12; (4) T-Craig DeSensi 1-yard run (run failed) 7:02; WC-Damon Hood 7-yard run (Hood kick) 4:58; T-Leon Smith 99-yard kickoff return (Rickie Boeckman kick) 4:43; WC-Hilton Isable 85-yard pass to Sean Stevenson (Hood kick) 3:50; T-DeSensi 13-yard run (DeSensi pass to Smith) 3:02. Attendance - 8,376

1989

Class 1A

Pikeville	0	14	6	0	-	20
Trigg Co.	0	7	0	0	-	7

(2) P-Jason Howard 4-yard run (Bailey kick) 10:47; TC-Greg Bridges 1-yard run (Stinson kick) 4:13; P-Steve Bailey 1-yard run (Bailey kick) 2:26; (3) P-Bailey 9-yard run (kick failed) 1:00. Attendance - 5,400

Class 2A

Mayfield	0	0	3	0	-	3
Danville	0	0	7	0	-	7

(3) M-Matt Enlow 42-yard FG 5:51; D-Donnie Redd 47-yard run (Rightmyer kick) 4:20. Attendance - 4,150

Class 3A

Highlands	0	0	0	7	-	7
Paducah Tilghman	3	0	0	0	-	3

Scoring
(1) PT-Curt Cromwell 41-yard FG 3:28; (4) HI-Shane Daugherty 6-yard pass from Chris Gallichio (Silz kick) 5:53. Attendance - 3,150

Class 4A

Trinity	0	14	7	7	-	28
Warren Central	7	7	0	0	-	14

(1) WC-Reid Tracey 37-yard pass from J.J. Jewell (Towe kick) 7:27; (2) WC-Jewell 1-yard run (Towe kick) 11:58; T-Leon Smith 50-yard pass from Craig DeSensi (Boeckmann kick) 10:03; T-Troy Johnson 1-yard run (Boeckmann kick) 3:03; (3) T-Smith 11-yard pass from DeSensi (Boeckmann kick) 2:56; (4) T-Jamie Roberts 2-yard run (Boeckmann kick) 4:16. Attendance - 3,470

1988

Class 1A

Harrodsburg	7	3	0	0	-	10
Pikeville	0	0	14	14	-	28

(1)H-Ford 4-yard run (Meilstrup kick) 2:14; (2) H-Meilstrup 26-yard FG 1:58; (3) P-McCoy 27-yard fumble return (McCoy kick) 11:49; P-Deramus 10-yard run (McCoy kick) 5:15; (4) P-Hackney 2-yard run (McCoy kick) 11:41; P-Hackney 2-yard run (McCoy kick) 3:26. Attendance - 4,200

Class 2A

Fort Knox	14	7	14	10	-	45
Somerset	0	7	7	7	-	21

(1) FK-Thompson 50-yard run (Bradley kick) 5:59; FK-Pollard 47-yard run (Bradley kick) 2:23; (2) FK-Pollard 48-yard pass from Thompson (Bradley kick) 9:27; S-Harris 5-yard pass from Cain (Lynch kick) 2:26; (3) FK-Alderman 93-yard kickoff return (Bradley kick) 11:46; S-E. Jones 1-yard run (Lynch kick) 8:45; FK-Little 1-yard run (Bradley kick) 2:24; (4) FK-Pollard 18-yard pass from Thompson (Bradley kick) 10:30; FK-Bradley 23-yard FG 4:50; S-Jones 14-yard run (Lynch kick) 2:33. Attendance - 3,300

Class 3A

Paducah Tilghman	0	17	0	7	[0]	- 24
Covington Catholic	0	3	0	21	[6]	- 30

(2) CC-Butler 30-yard FG 11:47; PT-K. Johnson 84-yard kickoff return (Cromwell kick) 11:35; PT-Wells 7-yard pass from Donald (Cromwell kick) 5:28; PT-Cromwell 25-yard FG 0:00; (4)CC-Ruh 11-yard run (Butler kick) 10:46; CC-Murphy 10-yard pass from Hladon (Butler kick) 8:09; CC-Ruh 4-yard run (Butler kick) 3:27; PT-Johnson 34-yard pass from Wyatt (Cromwell kick) 2:39; (OT) CC-Spivey 4-yard pass from Hladen (kick failed). Attendance - 7,300

Class 4A

DuPont Manual	0	0	0	0	-	0
Trinity	7	7	14	0	-	28

(1) T-Brohm 10-yard pass to Holsclaw (Boeckmann kick) 2:09; (2) T-Brohm 18-yard run (Boeckmann kick) 0:51; (3) T-Johnson 47-yard run (Boeckmann kick) 9:16; T-Brohm 36-yard pass to Dziedzic (Boeckmann kick) 4:39. Attendance - 8,300

1987

Class 1A

Pikeville	14	7	7	0	-	28
Russellville	0	0	0	6	-	6

(1) P-Wright 29-yard pass from Blair (Pat McCoy kick) 8:16; P-Paul Deramus 2-yard run (McCoy kick) 3:39; (2) P-Hackney 13-yard run (McCoy kick) 10:58; (3) P-Hackney 6-yard run (McCoy kick) 8:00; (4) R-Washington 78-yard fumble return (pass failed) 10:06. Attendance - 3,200

Class 2A

Danville	3	0	14	0	[7]	- 24
Mayfield	7	0	0	10	[6]	- 23

(1) D-Baughman 36-yard FG 8:03; M-Wheeler 10-yard pass from Schlosser (Alexandersen kick) 2:19; (3) D-Stewart recovers fumble in endzone (Baughman kick) 8:27; D-McDaniel 1-yard run (Baughman kick) 3:35; (4) M-Alexandersen 30-yard FG 11:40; M-



RUSSELL ATHLETIC/KHSAA COMMONWEALTH GRIDIRON BOWL

Houchens/L.T. Smith Stadium • Bowling Green • Dec. 5-6, 2014

STATE CHAMPIONSHIP GAME LINESCORES

Yarber 9-yard run (Alexandersen kick) 3:38; OT-D-Walker 3-yard run (Baughman kick); M-Lovelace 3-yard run (kick blocked). Attendance - 7,200

Class 3A

Covington Catholic 2 0 0 14 - 16
Paducah Tilghman 0 6 0 0 - 6
(1) CC-Wyatt tackled in end zone for safety 4:02; (2) PT-Kurt Johnson 48-yard pass from Randy Wyatt (kick failed) 0:14; (3) CC-Legay 10-yard pass from Bieger (Fieger kick) 9:20; (4) CC-Woolf 35-yard interception return (Fieger kick). Attendance - 6,800

Class 4A

Boone County 0 0 0 14 - 14
Shelby County 10 0 7 0 - 17
(1) SC-Hankins 22-yard FG 8:54; SC-Warfield 2-yard run (Hankins kick) 2:26; (3) SC-R. Hicks 21-yard run (Hankins kick) 0:41; (4) BC-Smith 21-yard pass from Dinn (Bernier kick) 10:31; BC-Smith 6-yard run (Bernier kick) 2:11. Attendance - 6,800

1986

Class 1A

Cumberland 6 6 0 0 - 12
Heath 7 0 7 13 - 27
P-Kevin Rhinehart 1-yard run (kick failed); H-Jamie Jones 7-yard run (Heath Cartwright kick); C-Edward Clark 66-yard pass from Freddie Maggard (run failed); H-Jamie Jones 1-yard run (Cartwright kick); H-Reggie Marshall 2-yard run (Cartwright kick); H-Jones 23-yard run (kick failed). Attendance - n/a

Class 2A

Newport Cent. Cath. 14 0 0 0 [6] - 20
Mayfield 0 14 0 0 [7] - 21
NCC-Hargis 55-yard fumble recovery (Gabbard kick); NCC-Jacobs 27-yard pass from Gabbard (Gabbard kick); M-Johnson 49-yard pass from Mathis (Stinson kick); M-Johnson 51-yard pass from Mathis (Stinson kick); M-Brown 1-yard run (Stinson kick); NCC-Jacobs 5-yard pass from Gabbard (pass failed). Attendance - n/a

Class 3A

Belfry 0 0 0 0 - 0
Owensboro 7 0 7 0 - 14
O-Maurice White 86-yard run (Mark Freer kick); O-White 79-yard run (Freer kick). Attendance - n/a

Class 4A

Boone County 0 7 0 7 - 14
St. Xavier 0 13 6 8 - 27
STX-Mueller 9-yard run (Blumeier kick); BC-Mullins 18-yard run (Jim Art kick); STX-Houk 51-yard run (kick failed); STX-Caldwell 3-yard run (pass failed); BC-Shehan 35-yard pass from Mullins (Art kick); STX-Houk 71-yard run (Houk kick). Attendance - n/a

1985

Class 1A

Paintsville 6 0 0 0 - 6
Crittenden Co. 0 7 7 0 - 14
(1) Joey Couch 2-yard run (pass failed) 6:33; (2) CC-Denis Hodges 35-yard punt return (Buddy McDaniel kick); (3) CC-Donnie Phillips 5-yard run (McDaniel kick). Attendance - n/a

Class 2A

Newport Cent. Cath. 0 0 0 8 - 8
Mayfield 6 3 7 2 - 18
M-Ricky Rush 16-yard run (kick failed); M-Kevin Stinson 41-yard FG; M-Steve Carman 6-yard run (Stinson kick); NCC-Bran Haigis 1-yard run (Jack Klein pass from Gary Gabbard fumbled lateral out of end zone. Attendance - n/a

Class 3A

Belfry 0 7 0 7 - 14
Paducah Tilghman 0 13 0 16 - 29
B-Jimmy Stepp 10-yard pass from Dwayne Francisco (Mark Cook kick); PT-Neal Clark 23-yard pass from Neale Chubler (Tim Bacon kick); PT-Trey McGinty 10-yard pass from Chubler (kick blocked); PT-Bacon 21-yard FG; B-Bruce Johnson 1-yard run (Cook kick); PT-Willie Shumpert 36-yard run (Bacon kick); PT-Demon Morris 60-yard interception return. Attendance - n/a

Class 4A

Lafayette 0 7 0 0 - 7
Trinity 7 14 7 0 - 8
T-Marty Diehl 1-yard run (Brian Weihe kick); T-Eddie Stratton 9-yard pass from Brian Stahlman (Weine kick); T-Diehl 53-yard punt return (Weine kick); L-Vic Johnson 41-yard pass from Mark Lunsford (T.G. Shuck kick); T-Stratton 23-yard pass from Stahlman (Weine kick). Attendance - 6,000

1984

Class 1A

Paris 0 14 6 6 - 26
Beechwood 0 21 7 7 - 35
P-Tom Reed 6-yard run (Frank Whitney kick); B-Scott Tackett 1-yard run (Mike Ward kick); P-Scott Whitaker 22-yard run (Whitney kick); B-Rod Miller 48-yard pass from Chris Bowling (Ward kick); B-Tackett 1-yard run (Ward kick); P-Tommy Sheen 24-yard run (kick failed); B-Scott Tackett 46-yard run (Ward kick); P-Whitaker 3-yard run (run failed); B-Tackett 22-yard run (Ward kick). Attendance - 5,618

Class 2A

Fort Knox 0 0 0 7 - 7
Newport Cent. Cath. 0 6 0 6 - 12
(2) NCC-Frank Jacobs 31-yard pass from Pat Richardson (kick failed); (4) FTK-Pat Williams 1-yard run (David Edmond kick); NCC-Rob Messmer 20-yard pass from Richardson (pass failed). Attendance - 5,618

Class 3A

Hopkinsville 0 0 0 6 - 6
Danville 10 7 0 7 - 24
D-Eric Alcorn 87-yard run (Robert Dye kick); D-Dye 36-yard FG; D-Jimmy Baughman 19-yard run (Dye kick); D-Jeff Lancaster 17-yard run (Dye kick); H-John Smithson 13-yard pass from Rodney Thomas (run failed). Attendance - 2,559

Class 4A

Christian County 0 7 7 0 - 14
Ballard 0 3 7 0 - 10
CC-Chuck Alston 1-yard run (Hayung Kohler kick); B-Brent Arnold 32-yard FG; B-Paul McDowell 1-yard run (Arnold kick); CC-Mack Major 1-yard run (Kohler kick). Attendance - 3,556

1983

Class 1A

Cumberland 7 0 0 6 - 13
Russellville 7 7 7 21 - 42
C-Gary Amus 11-yard pass from Johnny Lewis (Alex Knoll kick); R-Rodney Gordon 1-yard run (Sonny Green kick) R-Gordon 2-yard run (Green kick); R-Jonathan Cage 51-yard run (Green kick); R-Andy Woodall 7-yard run (Green kick); C-Richard Washington 29-yard pass from Lewis (kick failed); R-Gordon 1-yard run (Green kick); R-Brian Fruitts 38-yard run (Green kick). Attendance: n/a

Class 2A

Fort Knox 0 7 12 0 - 19
Somerset 7 7 0 0 - 14
S-James Fletcher 1-yard run (Mark Mounce kick); FK-Darren Bilberry 1-yard run (Dave Edmond kick); S-Fletcher 53-yard run (Mounce kick); FK-Tim Shaw 11-yard pass from Singer (kick failed); FK-Bilberry 66-yard run (kick failed). Attendance - 4,500

Class 3A

Conner 0 6 6 0 - 12
Franklin-Simpson 0 7 0 0 - 7
C-Artie Crawford 58-yard pass from Melvin Miles (kick failed); Franklin-Simpson Gerald Anderson 1-yard run (Anderson kick) C-Crawford 3-yard run (pass failed). Attendance - 4,000

Class 4A

Henry Clay 7 0 7 6 - 20
DeSales 0 7 0 0 - 7
HC-Tim Owsley 5-yard run (Dick Burke kick); D-Peter Wentworth 1-yard run (Paul McDonough kick); HC-Jim Anderson 5-yard run (Burke kick); HC-Burke 2-yard run (kick failed). Attendance - 3,300

1982

Class 1A

Cumberland 0 0 0 6 - 6
Paris 7 7 14 7 - 35
P-James Clark 11-yard run (Kevin Ayers kick); P-Clark 1-yard run (Ayers kick); P-Terry Rice 49-yard run (Ayers kick); P-Tommy Skeen 50-yard run (Ayers kick); P-Clark 4-yard run (Ayers kick); Greg Boggs 42-yard pass from Mark Blanton (kick failed). Attendance - n/a

Class 2A

Glasgow 0 0 0 6 - 6
Corbin 0 3 8 7 - 18
C-Harold Rudy 21-yard FG; C-Timmy Greer 5-yard run (Greg Duncum run); C-Steve Rawlings 1-yard run (Reedy kick); G-Todd Childress 3-yard run (pass failed). Attendance - 1,700

Class 3A

Highlands 6 0 0 0 - 6
Franklin-Simpson 0 0 0 0 - 0
H-Mike Thompson 30-yard pass from Jeff Krener (kick failed). Attendance - 4,000

Class 4A

Christian County 7 3 0 0 - 10
Southern 0 3 0 0 - 3
CC-Red Smith 31-yard run (Gary Craft kick); S-Tony Singleton 31-yard FG; CC-Craft 35-yard FG. Attendance - 6,000

1981

Class 1A

Paris 19 0 0 0 - 19
Bellevue 0 0 7 0 - 7
(P) Robert Maggard 23-yard run (kick failed); P-James Clark 14-yard run (pass failed); P-Doug Crumble 5-yard interception return (Louie Emmons kick); B-Mike Sutkamp 3-yard run (Sutkamp kick). Attendance - 4,000

Class 2A

Somerset 0 6 0 0 - 6
Bardstown 0 13 7 0 - 20
(2) S-Elswick 1-yard run (pass failed) 8:05; B-Kenneth Johnson 15-yard run (David Potter kick) 4:13; B-Johnson 5-yard run (kick failed) 2:26; B-Wickliffe 27-yard run, lateral from Lancaster on interception (Potter kick). Attendance - 3,500

Class 3A

Elizabethtown 3 7 8 6 - 24
Highlands 14 14 12 0 - 40
H-Fangman 21-yard pass from Abner (kick failed); E-Ransdell 28-yard FG; H-Dunn 23-yard pass from Abner (Abner run); E-Ransdell 5-yard run (Ransdell kick); H-Bankemper 56-yard run (Gillum kick); H-Abner 2-yard run (Gillum kick); H-Spritzky 40-yard pass interception return (kick failed); H-Fangman 19-yard pass from Abner (kick failed); E-Ransdell 1-yard run (Haire run); E-Grant 55-yard pass from Ransdell (run failed). Attendance - n/a

Class 4A

Henry Clay 7 0 7 6 - 20
DeSales 0 7 0 0 - 7
HC-Tim Owsley 5-yard run (Dick Burke kick); D-Peter Wentworth 1-yard run (Paul McDonogh kick); HC-Jim Anderson 5-yard run (Burke kick); HC-Burke 2-yard run (kick failed). Attendance - 3,300

1980

Class 1A

Bellevue 0 0 0 0 - 0
Russellville 7 9 0 0 - 16
R-Kevin Fruits 4-yard pass from Keb Barrett (Tim Smith kick). R-Bernard Bellamy 28-yard run (pass failed); R-Smith 32-yard FG. Attendance - 3,500

Class 2A

Corbin 0 8 0 8 - 16
Fort Campbell 7 0 0 0 - 7
(1) FC-Kevin Extine 37-yard run (Darrell Stewart kick) 4:52; (2) C-Ritchie Grigsby 1-yard run (Greg Taylor run); C-Grigsby 17-yard run (Taylor run) 9:41. Attendance - n/a



STATE CHAMPIONSHIP GAME LINESCORES

Class 3A

Conner	0	0	0	0	-	0
Franklin-Simpson	7	3	0	6	-	16

(1) FS-Young 35-yard run (Rafferty kick) 5:35; (2) FS-Dan Rafferty 33-yard FG 11:11; (4) FS-Rafferty 38-yard interception return (kick failed) 0:19. Attendance - 3,000

Class 4A

Trinity	14	0	10	7	-	31
Paducah Tilghman	0	0	0	8	-	8

(1)T-Portale 3-yard run (Otis kick)3:43; T-Thistleton 6-yard pass from Portale (Otis kick); (3)T-Havill 39-yard pass from Portale (Otis kick) 8:14; T-Otis 25-yard FG 2:23; (4) T-Blocker 17-yard pass from Portale (Otis kick) 9:52; PT-Parker 18-yard run (Marshall run) 0:38. Attendance - 7,500

1979

Class 1A

Bellevue	0	7	0	0	-	7
Madison	0	0	0	0	-	0

B-Jon Sutkamp 1-yard run (Eddie Rough kick). Attendance - 3,000

Class 2A

Pikeville	0	0	0	0	-	0
Fort Campbell	6	6	0	14	-	26

FC-Darrell Stewart 1-yard run (kick failed); FC-Bobbie Webb 15-yard run (kick failed); FC-Kevin Extine 1-yard run (kick failed); FC-Billie Church 24-yard interception return (Regional Rov run). Attendance - n/a

Class 3A

Belfry	0	0	0	0	-	0
Franklin-Simpson	14	6	7	6	-	33

FS-Kevin Krantz 3-yard run (Dan Rafferty kick); FS-Joe Phillips 1-yard run (Rafferty kick); FS-Phillips 3-yard run (kick failed); FS-Kerry Baird 12-yard fumble recovery return (Rafferty kick); FS-Krantz 10-yard run (run failed). Attendance - n/a

Class 4A

Butler	0	7	14	0	-	21
Henry Clay	7	0	0	0	-	7

HC-Tom Beauchamp 18-yard run (Sam Warren kick); B-Morris Manley 1-yard run (Manley kick); B-Dennis Kannapel 47-yard pass from Manley (Manley kick); B-Charles Alcon 27-yard run (Manley kick). Attendance - 10,000

1978

Class 1A

Fort Campbell	0	6	9	0	-	15
Paintsville	0	7	0	6	-	13

FC-Bill Cochran 2-yard return of blocked punt (run failed); P-David LeMaster 14-yard run (Darrell Pugh kick); FC-Steve Skelton 46-yard FG; FC-Don Felder 22-yard FG; P-Roger Daniel 60-yard pass from LeMaster (run failed). Attendance - n/a

Class 2A

Somerset	6	0	0	0	-	6
Mayfield	7	0	0	15	-	22

M-Marcus Moss 45-yard run (John Dillard kick); S-Thomas Venable 69-yard run (kick failed); M-Jeff Jackson 4-yard run (Greg Hawkins run); M-Jeff Boyd 60-yard run (Dillard kick). Attendance - n/a

Class 3A

Russell	7	7	0	3	-	17
Woodford County	0	0	7	0	-	7

R-Bill Jenkins 6-yard run (Mike Keen kick); R-Brent Muncy 30-yard run (Keen kick); WC-Mark Matthews 1-yard run (John Hutcherson kick); R-Keen 24-yard FG. Attendance - n/a

Class 4A

Tates Creek	7	0	14	0	-	21
St. Xavier	7	21	0	14	-	42

STX-Mark Paslick 2-yard run (Joe Sass kick); TC-Brian Monroe 1-yard run (Monty Ott kick); STX-Tom Haner 64-yard run (Sass kick); STX-Terry Cushing 4-yard run (Sass kick); STX-Doug Redue 81-yard pickup of fumble recovery (Sass kick); TC-Monroe 1-yard

run (Ott kick); TC-Monroe 2-yard run (Ott kick); STX-Kevin Wallace 24-yard run (Sass kick); STX-Wallace 6-yard run (Don Hayden kick). Attendance - 9,000

1977

Class 1A

Frankfort	0	0	0	0	-	0
Bellevue	0	7	7	7	-	21

B-Jack Hurtt 94-yard FG return (John Henderson kick); B-Mike McGurn 1-yard run (Henderson kick); B-McGurn 17-yard run (Henderson kick). Attendance - 5,600

Class 2A

Mayfield	0	6	8	0	-	14
Corbin	7	0	0	6	-	13

C-John Francioni blocked punt recovery in end zone (Tom Horvath kick); M-Jeff Puckett 35-yard blocked punt return (kick failed); M-Jeff Jackson 78-yard run (David Wyatt pass from Jeff Wyatt); C-Don Chase 15-yard pass from Brent Freeman (run failed). Attendance - 6,000

Class 3A

Shelby County	0	0	0	0	-	0
Highlands	0	6	0	0	-	6

H-Rick Moore 25-yard run (kick failed). Attendance - n/a

Class 4A

Greenup County	7	0	0	0	-	7
Trinity	7	14	0	7	-	28

T-Mike McCarty 2-yard run (Paul Martin kick); GC-Bryan Salisbury 63-yard pass from Steve Adkins (Bruce Mantz kick); T-Jim Campbell 29-yard pass from John Quillin (Martin kick); T-Greg McGuire 12-yard run (Martin kick); T-McGuire 2-yard run (Martin kick). Attendance - 6,000

CHAMPIONSHIP GAME ATTENDANCE

Year	Class 1A	Class 2A	Class 3A	Class 4A	Class 5A	Class 6A
1984	5,618	5,618	2,559	3,536		
1985	Not Available					
1986	Not Available					
1987	3,200	7,200	6,800	6,800		
1988	4,200	3,300	7,300	8,300		
1989	5,400	4,150	3,150	3,470		
1990	3,750	6,100	7,250	8,376		
1991	3,725	2,765	6,125	11,575		
1992	5,590	4,840	4,475	6,685		
1993	3,860	3,975	4,150	3,820		
1994	5,000	6,550	6,875	11,425		
1995	5,850	5,850	6,375	9,135		
1996	3,850	5,335	8,235	8,145		
1997	4,879	7,355	5,435	22,760		
1998	6,170	6,742	7,564	8,231		
1999	7,445	8,264	4,850	11,640		
2000	7,714	6,728	5,457	10,119		
2001	5,172	6,150	9,140	20,485		
2002	4,137	5,340	8,722	20,511		
2003	5,145	5,055	10,057	26,430		
2004	5,917	7,522	6,936	11,024		
2005	4,709	7,726	5,875	21,424		
2006	4,396	6,814	7,379	10,623		
2007	3,792	5,679	7,619	7,603	6,231	15,696
2008	3,316	4,635	3,917	6,103	5,206	11,556
2009	3,582	4,157	6,106	6,837	6,695	9,962
2010	5,761	7,964	5,792	13,167	5,959	9,116
2011	5,386	7,077	5,360	7,023	8,623	6,691
2012	6,038	8,756	7,116	8,312	9,104	7,412
2013	3,151	3,504	3,811	2,997	6,009	4,716

1976

Class 1A

Fort Campbell	6	0	8	8	-	22
Bellevue	0	0	0	0	-	0

ScoringC-Rick Gibbs 21-yard run (run failed); FC-Andre Offutt 43-yard run (Mike Moats run); FC-Gibbs 9-yard run (Offutt run). Attendance - n/a

Class 2A

Mayfield	0	0	0	0	-	0
Corbin	0	0	6	0	-	6

C-Kenny Gilbert 29-yard pass from Tom Harvath (kick failed). Attendance - n/a

Class 3A

Lloyd Memorial	7	14	0	3	-	24
Shelby County	0	0	0	0	-	0

LM-Dave Smith 1-yard run (Tim Pumphrey kick); LM-Lockard 6-yard run (Pumphrey kick); LM-Smith 2-yard run (Pumphrey kick); LM-Pumphrey 22-yard FG. Attendance - n/a

Class 4A

Trinity	14	14	0	0	-	28
Henderson County	14	10	0	0	-	24

T-Mike McCarty 2-yard run; T-McCarty 6-yard run; T-Greg Scales 32-yard fumble recovery return; T-Jim Campbell 7-yard pass from John Quillin; T-McCarty conversion run; T-McCarty conversion run; HC-Clarence Fisher 70-yard pass from Terry Pickenbaugh; HC-Fisher 94-yard kickoff return; HC-Mike Higgins 63-yard run; HC-Alan Hazelwood two-point conversion pass from Peckenbaugh; HC-Mark Duckworth PAT; HC-Duckworth 34-yard FG. Attendance - 8,500.



RUSSELL ATHLETIC/KHSAA COMMONWEALTH GRIDIRON BOWL

Houchens/L.T. Smith Stadium • Bowling Green • Dec. 5-6, 2014

STATE CHAMPIONSHIP GAME LINESCORES

1975

Class 1A

Luldow	0	7	0	0	-	7
Heath	0	0	0	6	-	6

L-Jim Lokesak 4-yard run (Lokesak kick); H-Ardell Nance 17-yard pass from Terry Fletcher (kick failed). Attendance - n/a

Class 2A

Scott County	0	0	0	22	-	22
Middlesboro	7	0	0	13	-	20

M-Jay Welch 1-yard run (Welch kick); M-Billy Hamblin 3-yard run (Welch kick); SC-Carl Collins 42-yard pass from Tim Mitchell (Tom White kick); SC-Charles Jackson 51-yard lateral from Collins (Collins pass from Jackson); SC-Johnson 58-yard run (White kick); M-Joeey Bowling 12-yard pass from Welch (pass failed). Attendance - n/a

Class 3A

Highlands	0	7	0	14	-	21
Franklin-Simpson	0	0	0	0	-	0

H-Rick Pendery recovered blocked punt in end zone (Ron Malone kick); H-Pendery 8-yard pass from Tom Roberts (Malone kick); H-Malone 48-yard pass interception return (Malone kick). Attendance - n/a

Class 4A

Paul Blazer	0	0	0	0	-	0
St. Xavier	0	7	7	6	-	20

STX-David King 22-yard pass from Rick Buehner (Phil Hettich kick); STX-Jim Karbo 58-yard run (Hettich kick); STX-R. Buehner 5-yard run (kick failed). Attendance - 11,500



*Proudly Serving Kentucky
for over Thirty years!*



Visit us at any of our Kentucky locations:

Bowling Green:

1939 Scottsville Road • 270-842-0123

Paducah:

3970 Hinkleville Road • 270-442-1014

Lexington:

2420 Nicholasville Road • 859-278-9427

1865 Alysheba Way • 859-264-8900

Florence:

7379 Turfway Road • 859-371-1140

Louisville:

988 Breckinridge Lane • 502-897-3900

3601 Springhurst Blvd. • 502-412-9000

Elizabethtown:

2000 N. Dixie Highway • 270-360-0871