


# 43

## BRIAN DOUGLAS DAVIS

"Brian" 5-9, 199, Fr., DE,  
Brandon, FL

Held out of action last season . . . No. 3 DE on right side in spring . . . at Brandon Sr. HS, three letters FB . . . All-Conference two years . . . All-County . . . All-State . . . North-South Game . . . MV Defensive Player in Suncoast Bowl (22 solo tackles, 12 assists, an interception) . . . FB captain . . . Key Club, FCA president, Student Government . . . son of former Wildcat and Minnesota Vikings star tackle Doug Davis . . . coach — Larry Bass . . . birthday 10/22/64 . . . major — Social Work.

**PERSONALITY PROFILE:** Plans for future — FBI, then coach; favorite movie star — Eastwood; TV Show — "The A-Team"; hobby or pastime — fishing, outdoors, kids; best movie — "Man from Snowy River"; worst — "Flashdance"; class liked — Social Work; disliked — English; athlete admired — father; non-athlete — mother; thrilling moment — MVP in Suncoast Bowl; unusual happening — scored a TD in high school when he wasn't supposed to be on the field.



Jon Dumbauld, Cam Jacobs and Steve Mazza at The Red Mile Club house entrance.

1984 Guide

# 57

## DERMONTTI FARRA DAWSON

"Monty" 6-2, 244, Fr., C,  
Lexington, KY

Held out of action in 1983 . . . No. 2 center in spring drills . . . definitely a star of the future . . . at Bryan Station HS, various all-star teams (city, state) as two-way tackle . . . All-State, All-America track (1st in state discus — 163'3"); first in shot — 56'9" in '83) . . . two letters FB . . . coach — Steve Parker (UK '75) . . . birthdate — 6/17/65 . . . major — Business Management.

**PERSONALITY PROFILE:** Plans for future — Graduate and try to play pro football; music — disco, mellow, jazz; vocalist — Jackson; movie star — Murphy; TV personality — George Jefferson; TV show — "The Jeffersons"; hobby or pastime — pool; best books — "Taps"; best movie — "Scarface"; class

liked — English; disliked — History; athlete admired — Dave Remington; non-athlete — father; thrilling moment — "When I worked out for the first time in front of thousands at Commonwealth Stadium"; impressed with UK program "because the team never gives up; it gives 100% every time."

# 44

## CHRISTOPHER MICHAEL DERRY

"Chris" 1L, 6-0, 220, Jr., FB,  
Villa Heights, KY

Injury in spring slowed down progress, but Chris still participated in all 11 games and Hall of Fame Bowl . . . carried only 12 times for 18 yds . . . caught 5 passes for 33 yds. with long reception of 11 vs. Georgia . . . saw limited action as frosh Def. Gd. . . 3 tackles, 2 assts. in 10 varsity games in '82 . . . at Dixie Heights HS, rushed for almost 1,800 yds. . . various all-star honors . . . coach — Bob Burnett . . . birthday — 1/20/64 . . . major — Business.

**PERSONALITY PROFILE:** Plans for future — Graduation; music — Rock: group — "The Who"; movie star — Murphy; TV personality — Alan Alda; TV show — "MASH"; hobby or pastime — basketball; best book — "Fire Starter"; worst — "The Final Conflict"; best movie — "Flashdance"; worst — "The Big Chill"; class liked — Science; disliked — Math; athlete admired — Pete Rose; non-athlete — father; thrilling moment — "Seeing my brother win an award that I never won in Pee-wee Football"; unusual happening — "playing halfback in high school, then coming to UK and playing defensive guard"; loves excitement of football; impressed with way UK Program has changed in the past year.

# 18


## JOHN KEVIN DOOLEY

"Kevin" 6-2, 199, Fr., QB,  
Cincinnati, OH


Held out of action in '83 . . . competed with Mike Whitaker as back-up to Bill Ransdell in spring . . . at Oak Hills HS, first team All-League, second team All-City with league championship team . . . 75 of 150 for 1,250 yds., 14 TDs, 3 extra pts. . . rushed for 345 yds., 3 TDs . . . 3 letters FB, 2 basketball, team captain in each . . . All-League first team with league champion Highlanders . . . team leading rebounder (10.8), scorer (15 ppg), FG% (.570) All-City, MVP . . . president "O Club" . . . coach — Ed Jackson . . . birthdate — 3/5/65 . . . major — Computer Science.

**PERSONALITY PROFILE:** Plans for future — Computers; music — Rock; group — Genesis; movie star — Eastwood; TV Show — "MASH"; hobby or pastime — water skiing; best movie — "Terms of Endearment"; classes liked — Philosophy, Calculus; disliked — History; athlete admired — Terry Bradshaw; thrilling moment — signing UK scholarship; loves "thrill, excitement and glory" of football; impressed with UK Program because of "the way, through dedication and doing things right, that the staff has turned the program around." Personal — "I was brought up in a very close-knit family."


## VARSITY PROFILES



Joseph William Curry



Anthony Blaine Czack



Brian Douglas Davis



Dermontti Farra Dawson



Billy R. Dean

### 48 JOSEPH WILLIAM CURRY

"Joe" 6-3, 215, Fr., DE  
Madisonville, KY

Returned in spring after injury kept him incapacitated during frosh redshirt season ... first-team All-State two years at Madisonville North HS ... considered best lineman in state while leading Maroons to 10-0 regular season ... All-American HM ... 10 interceptions in 20 games ... Born in Indiana, moved to Kentucky 3½ years ago ... member state champion HS basketball team in 1981 and regional champion in 1982 ... All-State HM, All-Conference, All-Region, All-District, averaging 15 ppg for Madisonville ... father Bill played under Paul Bryant at UK for a year before going into the armed services ... Coach Steve Tweddell ... FCA ... major — Communications.

### 58 ANTHONY BLAINE CZACK

"Tony" 3L, 6-0, 231, Sr., LB,  
Parma, OH

Participated in five of first seven games to earn 3rd letter (surgery kept him out of action in '83) — 2 1sts., 1 asst. vs. Rutgers; 1 1st., 3 assts. vs. LSU in 1984 ... injury kept him out of four of final six games of 1982, when he had 13 1sts., 14 assts., a fumble recovery and a key tackle ... three jayvee and two varsity games as frosh ... at Parma HS, four letters each FB, "defensive player of year" in basketball ... All-Conference first baseman ... MVP Ohio North-South Game ... father Larry attended Iowa on football grant, brother Mike All-Ohio player who attended Bowling Green on FB scholarship, sister Pamela high school basketball player ... coach — Tom Kohuth ... birthday — 10/16/62 ... major — Business (personnel).

*Three thousand fans greeted new UK football coach Paul "Bear" Bryant upon his arrival in Lexington Jan. 18, 1946.*

### 43 BRIAN DOUGLAS DAVIS

"Brian" 5-9, 202, So., DE,  
Brandon, FL

Reserve defensive end appearing in nine games last season ... 10 1sts., 4 assts., sack, key tackle, knock 'em back ... played in Bowl ... All-SEC academic ... held out of action in 1983 ... at Brandon Sr. HS, three letters FB ... All-Conference two years ... All-County ... All-State ... North-South Game ... MV Defensive Player in Sun Coast Bowl (22 solo tackles, 12 assists, 1 interception) ... FB captain ... Key Club, FCA president, Student Government ... son of former Wildcat and Minnesota Vikings star tackle Doug Davis ... coach — Larry Bass ... birthday 10/22/64 ... major — Social Work.

*1985 Guide*

### 57 DERMONTTI FARRA DAWSON

"Monty" 1L, 6-1½, 253, So., OG  
Lexington, KY

Dawson is a versatile performer who earned a letter as OG-C (nine games and Hall of Fame) last season ... held out of action in 1983 ... No. 2 center in spring drills ... definitely a star of the future ... at Bryan Station HS, various all-star teams (city, state) as two-way tackle ... All-State, All-America track (1st in state discus — 163'3"; first in shot — 56'9" in '83) ... two letters FB ... coach — Steve Parker (UK '75) ... birthdate — 6/17/65 ... major — Business Management.

### 84 BILLY R. DEAN

"Petie" 6-0, 185, Jr., WR  
Harlan, KY

Played for jayvee squad last fall, finished Spring practice as third-team on left side of the line ... three-sport star at Harlan High School earning four letters in football and three each in baseball and basketball ... Honorable Mention All-State and All-Conference in football leading Green Dragons to 38-5 record during career ... All-District in baseball and basketball ... captain of football and basketball teams ... high school coach — Rick McCray ... birthday 7/15/64 ... major — Social Work.

**STATISTICS**

**UNIVERSITY OF KENTUCKY  
1984 VARSITY FOOTBALL STATISTICS**

**INDIVIDUAL**

**RUSHING**

	G	ATT	YDS	YPR	YPG	TD	LR	MS
Adams	11	253	1085	4.2	98.6	13	55	MS
Higgs	10	75	476	6.3	47.6	5	84	VU
Logan	10	84	400	4.7	40.0	3	24	NT
Calhoun	11	3	69	23.0	6.2	1	47	IN
Sabatino	11	11	65	5.9	5.9	0	12	NT
Hollingsworth	1	1	4	4.0	4.0	0	4	KS
Derry	10	4	10	2.5	1.0	0	4	KS
Wheary	11	4	9	2.2	0.8	0	5	NT
Phillips	11	1	6	6.0	0.5	0	6	NT
Jones	11	1	5	5.0	0.4	0	5	TN
White, O.	11	2	3	1.5	0.2	0	3	NT
Wheeler	11	1	0	0.0	0.0	0	0	KS
Ransdell	11	35	-60	-1.7	-5.4	0	16	TU
Dooley	6	6	-40	-6.6	-6.6	0	1	LS
<hr/>								
	11	481	2032	4.2	184.7	22	84	VU

**PASSING**

	G	ATT	CMP	IT	PCT	TD	YDS	LP	
Ransdell	11	266	148	11	55.6	11	1748	61	NT
Dooley	6	32	17	1	53.1	1	167	24	LS
Phillips	11	2	2	0	100.0	0	43	31	FL
Calhoun	11	1	1	0	100.0	0	17	17	FL
Jones	11	2	0	1	0.0	0	0	0	LS
Adams	11	1	0	0	0.0	0	0	0	TU
<hr/>									
	11	304	168	13	55.2	12	1975	61	NT

**RECEIVING**

	G	CGT	CPG	YDS	YPC	TD	LP	
Adams	11	33	3.0	330	10.0	1	31	FL
Phillips	11	28	2.5	305	10.8	5	38	IN
Derry	10	19	1.9	185	9.7	1	19	FL
White, O.	11	17	1.5	207	12.1	1	27	IN
Pitts	11	16	1.5	215	13.4	1	31	KS
Burbage	11	15	1.3	239	15.9	0	45	KS
Logan	10	11	1.1	122	11.0	1	61	NT
Wheeler	11	13	1.1	152	11.6	0	30	KS
Bryant	11	9	0.8	158	17.5	2	57	MS
Higgs	10	3	0.3	0	0.0	0	5	VU
Wheary	11	2	0.1	20	10.0	0	18	GA
Lucas	11	2	0.1	42	21.0	0	27	KS
<hr/>								
	11	168	14.0	1975	11.7	12	61	NT

**PUNTING**

	NO	YDS	AVD	LP	
Calhoun	60	2677	44.5	62	MS

**FIELD GOALS**

	ATT	MD	LK	
Worley	11	7	50	VU
Rider	7	3	46	TU
<hr/>				
	18	10	50	VU

**PUNT RETURNS**

	NO	YDS	AVG	TD	LR	
Burbage	1	10	10.0	0	10	TN
Williams, B.	11	63	5.7	0	28	IN
Pitts	9	37	4.1	0	13	LS
<hr/>						
	21	110	5.2	0	28	IN

**1984 Kentucky Results  
(9-3 overall, 3-3 SEC)**

	UK	OPP	ATTEND
09/08 Kent State	42	0	56402
09/15 at Indiana	48	14	44389
09/22 at Tulane	30	26	16505
10/06 Rutgers	27	14	58010
10/13 at Mississippi State	17	13	30935
10/20 Louisiana State	10	36	57252
10/27 Georgia	7	37	56032
11/03 North Texas State	31	7	54328
11/10 Vanderbilt	27	18	53112

11/17 Florida	17	25	52823
11/24 at Tennessee	17	12	93791
12/29 Wisconsin	20	19	47300

**TEAM**

	UK	OPP
<b>FIRST DOWNS</b>	211	218
Rushing	102	92
Passing	94	114
Penalty	15	12
Rushing Att/Yds	481/2263	457/1972
Rushing Yards Lost	231	191
Net Rushing	2032	1781
Yards Per Rush	4.2	3.8
TDs Rushing	22	10
Passes/Comp/Int	304/168/13	343/189/18
Passing Yards	1975	2352
Yards Per Pass	6.4	6.8
TDs Passing	12	8
Field Goals/Att	10/18	19/26
Int/Yds Ret/TD	18/149/0	13/125/0
Total Plays	785	800
Total Yardage	4007	4133
Yards Per Play	5.1	5.1
Yards Per Game	364.3	375.7
Punts/Blocked	60/0	48/0
Punting Yards/Avg	2677/44.6	1965/40.9
Punt Ret/Yards	21/110	35/283
Kickoff Ret/Yards	35/689	44/832
Penalties/Yds	83/697	69/617
Fumbles/Lost	20/14	27/20
3rd Down Conv.	70-167	63-162
4th Down Conv.	15-22	24-40
Time of Possession	330:16	329:44

**SCORING**

	TD	S	FG	XP	P	R	TP
Adams	14	0	0-0	0-0	0-0	0-0	84
Worley	0	0	7-11	15-15	0-0	0-0	36
Phillips	5	0	0-0	0-0	0-0	1-1	32
Higgs	5	0	0-0	0-0	0-0	0-0	30
Rider	0	0	3-7	16-17	0-0	0-0	25
Logan	4	0	0-0	0-0	0-0	0-0	24
Bryant	2	0	0-0	0-0	0-0	0-0	12
Calhoun	1	0	0-0	0-0	0-0	0-0	6
Derry	1	0	0-0	0-0	0-0	0-0	6
Pitts	1	0	0-0	0-0	0-0	0-0	6
White, O.	1	0	0-0	0-0	0-0	0-0	6
Stein	2	0	0-0	0-0	0-0	0-0	6
Ransdell	0	0	0-0	0-0	0-2	0-0	0
UK	36	0	10-18	31-32	0-2	1-1	273
Opponents	21	1	19-26	15-17	1-3	0-1	202

**KO RETURNS**

	NO	YDS	AVG	TD	LR	
Logan	11	289	26.2	0	44	TU
Mays	5	97	19.4	0	39	KS
Adams	15	274	18.2	0	40	NT
Wheary	2	20	10.0	0	11	RU
White, O.	1	9	9.0	0	9	TU
Sabatino	1	0	0.0	0	0	
<hr/>						
	35	689	19.6	0	44	TU

**INT. RETURNS**

	NO	YDS	AVG	TD	LR	
Calhoun	7	91	13.0	0	36	TU
Mays	4	25	6.2	0	23	TN
Jackson	2	6	3.0	0	6	LS
Douglass	2	21	10.5	0	21	LS
Williams, B.	1	0	0.0	0	0	
Sexton	1	6	6.0	0	6	IN
Burrell	1	0	0.0	0	0	
<hr/>						
	18	149	8.2	0	36	TU

# 1984 University of Kentucky Football Season in Review

The 1984 University of Kentucky football team opened with five consecutive victories, faltered against Southeastern Conference powerhouses LSU and Georgia, won three of last four games for an 8-3 record, and upset Wisconsin in the Hall of Fame Bowl while recording the following:

First back-to-back winning seasons since 1976-77.

Second consecutive Hall of Fame bowl bid for first consecutive post-season bids since Paul "Bear" Bryant's Wildcats went to four straight bowls from 1949 to 1952.

First sweep of "away" games since 1912.

Best record since the 1977 team finished 10-1.

Defeated Tennessee in Knoxville for the first time since 1975 and for only the ninth time there in the 79-game series. Beat IU in Bloomington for first time since 1918.

Only six other teams in UK's 94-year football history have won more regular season games: 1904 (9-1), 1907 (9-1-1), 1909 (9-1), 1949 (9-3), 1950 (10-1) and 1977 (10-1). Posting similar 8-3 records were the 1949 and 1976 teams.

The most significant difference between the 1984 team and some other UK teams of the recent past was its refusal to fold in the closing minutes of a game. The '84 Cats were outscored 51-26 by their opponents in the first quarter, but held the edge in the second (75-66), third (75-55) and fourth quarters (72-51).

That was never more evident than in the season finale against Tennessee, when freshman Joe Worley kicked a 34-yard field goal with 2:09 remaining to give UK a 17-12 lead, which the Wildcats refused to relinquish.

A week earlier, a Wildcat rally against Top Ten team Florida fell short as a UK touchdown pass was nullified by a penalty (five men in the backfield) with 1:23 remaining and Florida leading 25-17.

Leading the Wildcats in a high-scoring start that included victories over Kent State (42-0), Indiana (48-14), Tulane (30-26), Rutgers (27-14) and Mississippi State (17-13) was senior tailback-fullback George Adams, who was on his way to becoming UK's all-time seasonal all-purpose runner (1,689 yards) and only the third player in UK history to rush for more than 1,000 yards in a season.

Adams rushed for 106 yards and three touchdowns in the opener, but shared offensive honors with sophomore quarterback Bill Ransdell, who hit 14 of 18 passes for 199 yards and a touchdown. The Wildcats had 477 yards total offense in that game.

Against Indiana, Adams carried the ball 29 times for 145 yards and a touchdown. Sophomore Mark Logan rushed for 104 yards and two touchdowns while freshman Mark Higgs rushed 14 times for 82 yards and a TD. Ransdell was 10 of 18 for 149 yards. However, the big play was furnished by punter/safety Paul Calhoun who ran 47 yards out of punt formation for a touchdown that gave the Wildcats a 38-8 lead midway of the third quarter.

Adams scored two touchdowns in the first half against Tulane, but the Wildcats trailed the Greenies, 17-14, and made it 17-17 with a 46-yard field goal by Jim Rider as the first half ended. Late in the third quarter, Matt Stein recovered a fumbled punt in the Tulane end zone for a touchdown that gave UK a 24-17 lead. Tulane scored just before the quarter ended, but missed the try for point. Tony Wood

kicked a 53-yard field goal for a 26-24 Tulane lead in the fourth quarter, but the Wildcats drove 80 yards in nine plays, with Adams diving over from the two for a 30-26 victory. Adams gained 143 yards and scored three TDs in that game.

Higgs rushed for 116 yards on four carries, including second half touchdowns of 29 and 76 yards, to lift UK to a thrilling 27-14 homecoming win over Rutgers before a Commonwealth Stadium record crowd of 58,010 fans. Adams gained 114 yards and scored a TD in that game.

The Wildcats rallied twice from second-half deficits to defeat Mississippi State, 17-13, at Starkville. A key play came early in the fourth quarter, with the Bulldogs leading 13-10 and UK facing a fourth-and-one in its own 26. Calhoun saw an opening and rushed 24 yards out of punt formation for a first down. That kept alive a drive that ended with George Adams carrying into the end zone for a UK win.

The Wildcats turned over the ball nine times as they suffered their first loss of the season to LSU 36-10. The Tigers broke the game open in the second half as Dalton Hilliard tallied four TDs to go with his game-high 164 yards rushing. Sophomore Kevin Dooley entered the game in the third quarter, leading the Wildcats to their only TD drive, which ended with a one-yard dive by Adams.

The Wildcat defense held Georgia's high-scoring offense in check for the first 25 minutes of the game, trailing only 3-0 with 1:31 remaining before intermission. With the Bulldogs on the UK 16, Kentucky forced a Georgia fumble, but the ball was picked up by Bulldog tight end Scott Williams and carried into the end zone. The Wildcats never recovered from that shock.

Kentucky was assured of its second winning season in a row after rolling over North Texas State, 31-7. Adams gained 144 yards and scored a TD while Ransdell passed for 196 yards and a TD. The Wildcat secondary held the Eagles to 106 aerial yards. Calhoun, Tony Mayes and Brian Williams each had an interception.


In what Coach Jerry Claiborne called one of his team's best performances, the Wildcats took a major step toward their second straight bowl bid by dominating offense-minded Vanderbilt, 27-18, on a rainy day in Commonwealth Stadium. Mark Higgs sprinted 84 yards on the opening play of the second half for a TD that gave the Wildcats a 21-13 lead that they never relinquished. Higgs carried 20 times for 128 yards. Adams rushed for only 60 yards, but he caught six passes for 62 yards. Ransdell passed for 195 yards and two TDs.

Florida held Adams to 60 yards rushing and the Wildcats to 71 yards rushing, but Ransdell hit 18 of 35 passes for 189 yards and two TDs. Bobby Raymond kicked six field goals for the Gators, tying a Southeastern Conference record.


Adams gained 110 yards and scored two touchdowns rushing against Tennessee to put him over the 1,000-yard mark (1,085) and give him a UK record 84 points in a season. With 13 TDs rushing, he also tied a UK record. Tennessee's great runner, Johnnie Jones, gained 128 yards rushing, but Adams caught two passes for 21 yards and returned two kickoffs 34 yards to win the all-purpose honors.

Later the following week, Adams treated his offensive linemen to a steak dinner.

# 1986 VARSITY PROFILES




Chris Chenualt




Brian Cralle



Tom Crumrine



Joe Curry



Dermontti Dawson

## 45 CHRISTOPHER O'BRIAN CHENAULT "Chris" IL, 6-2, 233, So., LB Lexington, KY

Named to the Football News All-America First Team-Defense, Chris earned initial letter last season as a co-starter with Jeff Kremer at right LB. . . third on the squad in total tackles with 56 first hits, 36 assists. . . three quarterback sacks for 24 yards in losses, tipped pass and recovered fumble. . . redshirted during the '84 season. . . considered one of the state's best running backs as a junior. . . injured ankle during senior season and played mostly LB. . . first team All-City for Henry Clay. . . HM High School's Coaches' All-America. . . 1984 state champ 110-meter HH (14.88 seconds), 2nd in 300-meter (40.20) (Tony Olinger, Coach). . . Football Coach Jake Bell. . . birthday 1/19/65. . . Major - Undecided.

**Spring Critique:** "Chris has developed into an outstanding player. He has unlimited ability due to his speed, size, strength and quickness. His pass defense skills are very good. Good man coverage; plays the run toward him very well and pursues well. Good pass rush technique." — **Coach Strook.**

## BRIAN NEIL CRALLE "Brian" 6-1, 262, Fr., DG Elizabethtown, KY

Leg injury in early going of fall drills slowed his progress last fall, when he was held out of the competition. . . three-year letterman at Elizabethtown HS, where he played center and defensive line. . . Earned second-team All-Conference honors on both sides of the line. . . received team's offensive line award junior and senior years. . . team captain as senior. . . also member of track team (shot - Perry Huckaby, coach). . . FCA. . . Football Coach Duke Owen. . . birthday 6/15/67. . . Major - Finance. Missed spring drills due to injury.

## 69 THOMAS LESLIE CRUMRINE "Tom" 6-4, 276, Fr., OT Westerville, OH

Held out of action last fall after lettering two years at Westerville North HS, leading Warriors to a 15-5 record while earning All-League, All-Central District and All-Metro (Columbus) honors. . . Honorable Mention All-District in basketball, lettering two years for team that was 26-14 (Dave Hoover, coach). . . captain of football and basketball teams (Les Randolph,

coach) as a senior. . . Student Council. . . Coach Ron Balconi. . . birthday 5/8/67. . . Major - Accounting.

**Spring Critique:** "Improved. Will be a future player. Good work habits. Loves working the weight room. Needs to explode out of his stance, work on his quickness and change or direction." — **Coach Sheridan.**

## 48 JOSEPH WILLIAM CURRY "Joe" IL, 6-3, 221, So., TE Madisonville, KY

Lettered as TE last season after moving from DE during fall drills. . . improved greatly during course of season, and finished the year sharing playing time with Matt Lucas and Mark Wheeler. . . three catches for 43 yards with a long gain of 18 against Vanderbilt. . . knee injury kept him out of action during frosh redshirt season in '84. . . first team All-State two years at Madisonville North HS. . . considered best lineman in state while leading Maroons to 10-0 regular season. . . Honorable Mention All-America. . . 10 interceptions in 20 games. . . member state champion HS basketball team in 1981 and regional champion in 1982. . . Honorable Mention All-State, All-Conference, All-Region, All-District, averaging 15 ppg. . . father Bill played under Paul "Bear" Bryant at UK for a year before going into the armed services. . . Coach Steve Tweddell. . . member FCA. . . birthday 5/21/65. . . Major - Communications.

**Spring Critique:** "Great effort, great kid who works hard every day. He can help us." — **Coach Martin.**

## 57 DERMONTTI FARRA DAWSON "Monty" 2L, 6-2, 253, Jr., OG Lexington, KY

A versatile performer, Dawson earned his second letter splitting time between OG and center. . . played in nine games and the Hall of Fame Bowl in '84. . . redshirted during '83. . . one of the strongest members on squad. . . at Bryan Station HS, various all-star teams (city, state) as two-way tackle. . . All-State, All-America track (1st in state discus - 163'3"; first in shot 56'9" in '83 - Paul Woodall, coach). . . two letters FB. . . Coach Steve Parker (UK '75). . . birthday 6/17/65. . . Major - Business Management.

**Spring Critique:** "Played tougher and with more effort. Has world of ability. Concentration level was better, but needs to work on it more." — **Coach Hallum.**

1986 Guide

# GAME-BY-GAME

## RUSHING

1986 Guide

	Logan				Higgs				Hunter				Gardner			
	ATT	YDS	TD	LR	ATT	YDS	TD	LR	ATT	YDS	TD	LR	ATT	YDS	TD	LR
BOWLING GREEN	22	94	1	21	11	36	0	9		DNP			10	19	0	10
TULANE	16	53	0	12	9	50	2	20		DNP			1	0	0	0
CINCINNATI	21	112	1	18	13	59	0	10		DNP			4	14	0	6
CLEMSON	22	82	0	12	19	64	0	11	3	6	0	2	3	9	0	5
MISSISSIPPI STATE	35	115	1	16	19	125	2	39		DNP			2	1	0	1
LSU	11	25	0	6	10	38	0	12		DNP				DNP		
GEORGIA	8	20	0	6	12	35	0	17	4	3	1	2		DNP		
EAST TENNESSEE	11	57	0	24	20	59	0	30	10	58	1	26	1	4	0	4
VANDERBILT	9	49	0	21	8	49	1	24	4	25	0	12		DNP		
FLORIDA	10	36	0	13	6	24	0	6	7	20	2	7		DNP		
TENNESSEE	10	72	0	16	16	72	0	17		DNP				DNP		
TOTALS	175	715	3	24	143	611	4	39	28	112	4	26	21	47	0	10

## PASSING

	Ransdell						Dooley					
	COMP	ATT	INT	YDS	TD	LP	COMP	ATT	INT	YDS	TD	LP
BOWLING GREEN	15	34	1	313	1	82				DNP		
TULANE	22	34	2	302	0	35				DNP		
CINCINNATI	16	26	2	300	2	49				DNP		
CLEMSON	0	0	0	0	0	0	15	23	0	142	1	30
MISSISSIPPI STATE		DNP					16	31	2	261	1	43
LSU		DNP					10	26	1	41	0	14
GEORGIA	8	13	0	62	0	30	8	19	1	69	0	13
EAST TENNESSEE	19	29	1	241	1	24				DNP		
VANDERBILT	30	56	0	322	1	33				DNP		
FLORIDA	12	20	0	130	0	25	2	7	0	24	0	16
TENNESSEE	11	19	0	74	0	18	2	0	2	0	0	0
TOTALS	133	231	6	1744	5	82	53	106	6	537	2	43

## RECEIVING

	Logan			Burbage			Pitts			Derry			Higgs			Wheeler		
	REC	YDS	TD	REC	YDS	TD	REC	YDS	TD	REC	YDS	TD	REC	YDS	TD	REC	YD	TD
BOWLING GREEN	3	39	0	3	80	0	1	27	0	3	30	0	0	0	0	1	8	0
TULANE	4	34	0	1	22	0	2	29	0	7	108	0	3	59	0	2	21	0
CINCINNATI	0	0	0	1	36	0	1	118	1	1	25	1	2	47	0	1	10	0
CLEMSON	2	23	1	3	35	0	3	45	0	3	0	0	2	1	0	1	24	0
MISSISSIPPI STATE	1	43	1	7	131	0	1	6	0	2	23	0	0	0	0	2	23	0
LSU	1	-1	0	1	-2	0	2	13	0	0	0	0	3	2	0	3	26	0
GEORGIA	4	28	0	4	38	0	0	0	0	4	18	0	0	0	0	3	47	0
EAST TENNESSEE	4	20	0	5	78	0	3	40	0	0	0	0	1	5	0	1	24	1
VANDERBILT	7	89	0	0	0	0	4	38	0	3	30	0	2	16	0	2	30	0
FLORIDA	2	18	0	1	11	0	0	0	0	DNP			4	48	0	0	0	0
TENNESSEE	4	21	0	0	0	0	2	18	0	0	0	0	2	1	0	2	16	0
TOTALS	32	314	2	25	418	0	24	334	1	23	234	1	19	178	0	18	229	1

1985 UK

1986 Guide

# DEFENSIVE STATISTICS

	Tackles	1-Hit	Asst	QBS	TP	FC	FR	IC	KT	INT	TFL
L. Smith	152	82	70	1-14	0	2	1	0	3	0	1
Mazza	105	64	41	5-41	2	2	1	2	3	0	2
Chenault	92	56	36	3-24	1	0	1	0	4	0	0
Kremer	91	46	45	0	2	0	1	0	3	1	2
Williams	89	53	36	6-35	0	1	0	0	5	1	7
Hairston	68	42	26	0	1	0	4	0	3	4	2
Wilkins	68	22	46	0	1	0	0	0	1	0	1
Reese	64	40	24	4-4	1	1	0	0	1	0	2
Velotta	61	36	25	4-30	3	3	0	0	1	0	2
Dumbauld	60	36	24	5-36	4	2	1	0	0	0	3
Shannon	54	30	22	2-14	1	0	1	0	0	0	1
Yarano	52	28	24	0	0	0	0	0	1	0	0
St. Stubbs	51	10	41	0	0	0	1	0	2	0	1
Duckworth	46	13	33	2-16	0	0	2	0	1	0	1
Douglass	41	30	11	0	0	0	0	0	5	3	2
D. Johnson	36	24	12	0	0	1	2	0	6	2	1
Endris	27	9	18	2-11	0	0	0	0	0	0	0
Mayes	27	13	14	0	1	0	0	0	0	3	2
Alexander	24	11	13	0	0	0	1	1	1	0	0
Sc. Stubbs	24	4	20	0	0	0	0	0	1	0	0
Sexton	19	11	8	0	2	0	0	0	0	0	2
Gover	17	7	10	0	0	0	1	0	1	0	0
C. Gardner	16	9	7	1-3	2	0	0	0	2	0	2
Caldwell	15	11	4	0	0	0	0	0	5	2	0
Barnes	14	7	7	0	0	0	0	0	0	0	0
Neal	13	6	7	0	0	0	0	0	1	0	1
Kunkel	11	3	8	0	0	0	0	0	0	0	0
Mack	6	2	4	0	0	0	0	0	0	0	0
McMillan	4	1	3	0	0	0	0	0	0	0	0
Worley	2	2	0	0	0	0	0	0	0	0	0
Robinson	2	1	1	0	0	0	0	0	0	0	0
Davis	1	0	0	0	0	0	0	0	0	0	0
Baird	1	0	1	0	0	0	0	0	0	0	0

## INSURANCE CUMBERLAND VALLEY INSURANCE AGENCY

"SERVICING ALL THE COAL INDUSTRY NEEDS!"

- AUTO • LIFE • MARINE • HEALTH
- MOBILE HOMES • FIRE • MOTORCYCLE • FARM
- BONDS • CASUALTY • COMMERCIAL

WE WANT TO INSURE YOUR SATISFACTION

CALL

**878-7707**

SHERMAN E. CLARK —AGENT

CARNABY SQUARE, LONDON, KY.



# STATISTICS

INDIVIDUAL								
RUSHING	G	ATT	YDS	YPR	YPG	TD	LR	
Logan	11	175	715	4.1	65.0	3	24	ET
Higgs	11	143	611	4.3	55.5	5	39	MS
Hunter	6	28	112	4.0	18.7	4	26	ET
Gardner	7	21	47	2.2	7.8	0	10	BG
Burbage	11	3	15	5.0	0.5	0	11	FL
Derry	10	4	9	2.3	0.9	0	4	ET
Baker	1	3	4	1.3	4.0	0	4	CI
Wheary	11	1	3	3.0	0.3	0	3	CI
Jones	11	4	0	0.0	0.0	0	0	LS
Allen	4	2	-6	-3.0	-2.0	0	-2	MS
Dooley	8	15	-17	-1.1	-2.1	0	17	MS
Ransdell	9	42	-24	-0.6	-2.7	0	9	BG
TOTALS	11	441	1469	3.3	133.5	12	39	MS
OPPONENTS		463	1713	3.7	155.7	13	62	CL

PASSING	G	ATT	CMP	INT	PCT	TD	YDS	LP
Ransdell	9	231	133	6	57.6	5	1744	82 BG
Dooley	8	108	51	6	47.2	2	537	43 MS
Allen	4	9	4	0	44.4	0	27	8 TN
Tesar	11	1	1	0	100.0	0	10	10 GA
Jones	11	4	0	0	00.0	0	0	0 LS
TOTALS	11	353	189	12	53.5	7	2318	82 BG
OPPONENTS		338	179	17	52.8	12	2087	66 VAN

RECEIVING	G	CGT	CPG	YDS	YPC	TD	LP
Logan	11	32	2.9	314	9.8	2	43 MS
Burbage	11	25	2.3	418	16.7	0	38 MS
Pitts	11	24	2.2	334	13.9	1	49 CI
Derry	10	23	2.3	234	10.1	2	35 TU
Higgs	11	19	1.7	178	9.4	0	34 CI
Wheeler	11	18	1.6	229	12.7	1	30 GA
Wheary	11	11	1.0	140	12.7	0	36 CI
Jones	11	9	0.8	102	11.3	0	18 TN
Bryant	11	8	0.7	156	19.5	0	82 BG
Hunter	6	5	0.8	64	12.8	0	25 FL
Curry	11	3	0.3	43	14.3	0	18 BG
Pennington	11	3	0.3	27	9.0	0	18 BG
Ledford	11	2	0.2	21	10.5	0	13 VA
Sellers	11	2	0.2	18	9.0	0	9 FL
Gardner	7	2	0.3	14	7.0	0	8 TN
Groves	11	1	0.1	12	12.0	0	12 FL
Sexton	11	1	0.1	10	10.0	0	10 GA
Lucas	7	1	0.1	4	4.0	1	4 VA
TOTALS	11	189	17.2	2318	12.3	7	82 BG

PUNTING	NO	YDS	AVG	LK
Tesar	68	2758	40.6	67 GA
OPPONENTS	65	2687	41.3	68 BG

FIELD GOALS	ATT	MADE	LK	ET
Worley	28	19	46	ET
OPPONENTS	22	12	49	TN

PUNT RETURNS	NO	YDS	AVG	TD	LR
Williams	20	223	11.2	1	57 CL
Burbage	16	90	5.6	0	47 TU
TOTALS	36	313	8.7	1	57 CL
OPPONENTS	23	60	2.6	0	13 CL

KO RETURNS	NO	YDS	AVG	TD	LR
Logan	17	285	16.8	0	36 TN
Burbage	7	155	22.1	0	48 TN
Pitts	1	17	17.0	0	17 LS
Wheary	1	12	12.0	0	12 VA
Jones	1	9	9.0	0	9 GA
TOTALS	27	478	17.7	0	48 TN
OPPONENTS	37	702	18.9	0	43 LSU

INTERCEPTION RETURNS	NO	YDS	AVG	TD	LR
Hairston	4	26	6.5	0	20 GA
Douglass	3	57	19.0	0	43 FL
Mayer	3	16	5.3	0	16 ET
D. Johnson	2	0	0.0	0	0 LS
Caldwell	2	-8	-4.0	0	0 CI
Gover	1	21	21.0	0	21 CI
Kremer	1	11	11.0	0	11 ET
Williams	1	5	5.0	0	5 ET
TOTALS	17	128	7.5	0	43 FL
OPPONENTS	12	144	12.0	0	47 GA


TEAM	UK	OPP
FIRST DOWNS	194	199
Rushing	73	92
Passing	106	100
Penalty	15	7
Rushing Att/Yds	441-1731	463-2035
Rushing Yards Lost	262	322
Net Rushing	1469	1713
Yards Per Rush	3.3	3.7
TDs Rushing	12	13
Passes/Cmp./Int.	353-189-12	338-179-17
Passing Yards	2318	2087
Yards Per Pass	6.6	6.2
Yards Per Cmp.	12.3	11.6
Total Plays	794	801
Total Yardage	3787	3800
Yards Per Play	4.8	4.7
Yards Per Game	344.3	345.5
Field Goals/Att.	19-28	12-22
Int./Yds. Ret./TD	17-128-0	12-144-0
Punts/Blocked	68-0	65-0
Punting Yards/Avg.	2757-40.6	2687-41.3
Punt Ret/Yds/TD	36-313-1	23-60-0
Kickoff Ret/Yds	27-478	37-702
Penalties/Yds	63-580	73-620
Fumbles/Lost	22-13	26-16
3rd Down Conversions	59-175	75-180
4th Down Conversions	4-0	4-9
Time of Possession	322:35	337:25

	SCORING						
	TD	S	FG	P	A	T	TP
Worley	0	0	19x28	15x15	0	0	72
Higgs	5	0	0	0	0	0	30
Logan	5	0	0	0	0	0	30
Hunter	4	0	0	0	0	0	24
Derry	2	0	0	0	0	0	12
Lucas	1	0	0	0	0	0	6
Pitts	1	0	0	0	0	0	6
Wheeler	1	0	0	0	0	0	6
Williams	1	0	0	0	0	0	6
Burbage	0	0	0	0	1x1	0	2
Dooley	0	0	0	0	0x2	0	0
Ransdell	0	0	0	0	0x2	0	0
TOTAL	20	0	19x28	15x15	1x5	0	194
OPPONENTS	25	1	12x22	19x20	2x5	0	211


SCORE BY QUARTERS				
KENTUCKY	34	46	44	70 = 194
OPPONENTS	37	35	89	50 = 211




# 1987 VARSITY PROFILES




**Brian Cralle**




**Tom Crumrine**



**Joe Curry**



**Dermontti Dawson**



**Brian Denham**

*1987 Guide*

## 67 BRIAN NEIL CRALLE "Brian" 6-1, 262, So., C Elizabethtown, KY

Has not seen varsity action after a leg injury in fall of '85 slowed his progress. . . three-year letterman at Elizabethtown HS, where he played center and defensive line. . . Earned second-team All-Conference honors on both sides of the line. . . received team's offensive line award junior and senior years. . . team captain as senior. . . also member of track team (shot - Perry Huckaby, coach). . . FCA. . . Football Coach Duke Owen. . . birthday 6/15/67. . . Major - Finance.

after knee injury kept him out of action during frosh redshirt season in '84. . . Caught three passes for 43 yards in '85 with a long gain of 18 against Vanderbilt. . . first team All-State two years at Madisonville North HS. . . considered best lineman in state while leading Maroons to 10-0 regular season. . . Honorable Mention All-America. . . 10 interceptions in 20 games. . . member state champion HS basketball team in 1981 and regional champion in 1982. . . Honorable Mention All-State, All-Conference, All-Region, All-District, averaging 15 ppg. . . father Bill played under Paul "Bear" Bryant at UK for a year before going into the armed services. . . Coach Steve Tweddell. . . member FCA. . . birthday 5/21/65. . . Major - Communications.

## 69 THOMAS LESLIE CRUMRINE "Tom" 6-4, 276, So., OG Westerville, OH

Participated in two games last season after being redshirted in '85. . . No. 3 tackle on left side in spring. . . Lettered two years at Westerville North HS, leading the Warriors to a 15-5 record while earning All-League, All-Central District and All-Metro (Columbus) honors. . . Honorable Mention All-District in basketball, lettering two years for team that was 26-14 (Dave Hoover, coach). . . captain of football and basketball teams (Les Randolph, coach) as a senior. . . Student Council. . . Coach Ron Balconi. . . birthday 5/8/67. . . Major - Accounting.

## 57 DERMONTTI FARRA DAWSON "Monty" 3L, 6-2, 265, Sr., OG Lexington, KY

Started every game last season at the OG position. . . Split time during sophomore season between OG and center. . . played in nine games and the Hall of Fame Bowl in '84. . . redshirted during '83. . . one of the strongest members on squad. . . at Bryan Station HS, various all-star teams (city, state) as two-way tackle. . . All-State, All-America track (1st in state discus - 163'3"; first in short 56'9" in '83 - Paul Woodall, coach). . . two letters FB. . . Coach Steve Parker (UK '75). . . birthday 6/17/65. . . Major - Business Management.

## 48 JOSEPH WILLIAM CURRY "Joe" 2L, 6-3, 221, Jr., TE Madisonville, KY

Shared time at TE before knee injury in LSU game ended his season. . . cartilage damage required arthroscopic surgery for fourth time. . . Caught three passes for 35 yards before the injury. . . Scored his first collegiate touchdown on a 15-yard pass from Bill Ransdell against Cincinnati. . . Moved from DE to TE

## 66 BRIAN WAYNE DENHAM "Brian" 6-1, 245, Jr., OG Winchester, KY

Saw first varsity action last season with appearances in two games. . . No. 3 guard on right side in spring. . . at George Rogers Clark High, OT/DE on '84 district and regional champs. . . Cardinals were 10-2 that year and 24-10 during his varsity career. . . also baseball letterman. . . IB/DH. (Coach Dave Griffin). . . Football Coach Don Danko. . . birthday - 4/27/66. . . Major - Accounting.

1986

1987 Grids

# GAME-BY-GAME

## RUSHING

	Hunter				Logan				Higgs			
	ATT	YDS	TD	LR	ATT	YDS	TD	LR	ATT	YDS	TD	LR
RUTGERS	8	70	0	38	8	70	1	18	15	77	0	19
KENT STATE	9	71	2	17	6	34	0	11	11	73	3	16
CINCINNATI	8	26	0	7	14	99	1	37	11	43	0	12
S. MISSISSIPPI	17	128	0	45	13	57	0	17	9	38	1	15
OLE MISS	9	22	0	8	6	17	0	7	4	4	0	3
GEORGIA	5	21	0	6	7	33	0	11	4	7	0	5
LSU	1	-4	0	-4	11	62	1	21		DNP		
VPI	12	21	0	4	12	44	1	16	12	72	0	24
VANDERBILT	30	238	4	39	18	75	1	10	11	52	0	9
FLORIDA		DNP			9	12	0	5	27	95	1	13
TENNESSEE	4	28	0	15	5	43	0	24	17	66	0	11
TOTALS	103	621	6	45	109	546	5	37	121	527	5	24

## PASSING

	Ransdell						Dooley					
	ATT	COMP	INT	YDS	TD	LP	ATT	COMP	INT	YDS	TD	LP
RUTGERS	28	18	1	197	0	30	2	0	0	0	0	0
KENT STATE	14	10	2	140	0	26	2	1	0	5	0	5
CINCINNATI	20	12	0	105	1	19	0	0	0	0	0	0
S. MISSISSIPPI	20	11	0	96	1	17	0	0	0	0	0	0
MISSISSIPPI	31	15	2	131	1	19	2	0	0	0	0	0
GEORGIA	27	10	2	128	0	33	7	1	1	16	0	16
LSU	22	11	0	170	0	27	11	5	0	56	0	22
VPI	34	24	0	235	0	17	DNP	0	0	0	0	0
VANDERBILT	8	5	0	67	0	26	0	0	0	0	0	0
FLORIDA	23	20	0	161	0	29	DNP	0	0	0	0	0
TENNESSEE	29	15	2	180	0	24	DNP	0	0	0	0	0
TOTALS	256	151	9	1610	3	33	24	7	1	77	0	22

## RECEIVING

	Burbage			Pitts			Higgs			Logan		
	CGT	YDS	TD	CGT	YDS	TD	CGT	YDS	TD	CGT	YDS	TD
RUTGERS	4	53	0	3	50	0	1	2	0	5	48	0
KENT STATE	5	86	0	0	0	0	1	18	0	0	0	0
CINCINNATI	1	12	0	2	8	0	0	0	0	4	32	0
S. MISSISSIPPI	1	12	0	3	20	0	0	0	0	0	0	0
MISSISSIPPI	0	0	0	3	11	0	4	43	0	3	35	1
GEORGIA	0	0	0	2	26	0	2	-4	0	0	0	0
LSU	1	10	0	3	44	0	0	0	0	1	21	0
VPI	5	44	0	2	27	0	5	60	0	3	23	0
VANDERBILT	0	0	0	1	9	0	1	11	0	1	-3	0
FLORIDA	3	54	0	1	12	0	0	0	0	0	0	0
TENNESSEE	4	60	0	3	31	0	6	52	0	3	-1	0
TOTALS	24	331	0	23	238	0	20	182	0	20	155	1

# DEFENSIVE STATISTICS

	TKLS	1st	Asst	S'ks	TFL	TP	FC	FR	KT	FI
Smith	134	64	70	0	3(-8)	0	1	1	4	
Chenault	96	63	33	1(1-1)	2(-4)	1	0	0	5	
C. Gardner	73	36	37	4(-16)	3(-4)	0	2	2	1	
Kremer	74	38	36	0	1(-1)	1	0	1	2	
Neal	65	33	32	2(-6)	2(-4)	0	1	0	0	1
Robinson	64	42	22	0	0	0	1	3	5	1
Wilkins	57	22	35	1(-14)	0	3	2	0	1	
Yarano	54	29	25	0	0	0	0	0	0	
Reese	55	31	24	2(-12)	3(-9)	0	2	1	0	
Mayer	55	38	17	0	1(-12)	0	1	1	3	
Shannon	41	23	18	1(-5)	1(-2)	1	0	0	0	
Endris	31	10	21	0	0	0	1	0	0	
Johnson	33	28	5	0	0	0	1	2	4	
Adams	47	18	29	3(-18)	4(-8)	2	0	0	1	
Velotta	36	26	12	1(-5)	3(-5)	0	2	0	1	1
Barnett	37	30	7	4(-8)	0	1	1	1	2	
Dortch	37	20	17	4(-16)	1(-2)	0	1	2	2	
Mack	25	16	9	0	0	0	1	0	0	
Benzinger	22	9	13	0	0	0	2	0	0	
Houser	24	12	12	1(-3)	0	1	0	0	0	
Gover	14	7	7	0	0	0	0	0	0	
Allgeier	11	4	7	0	0	0	0	0	1	
Wroble	7	6	1	0	0	0	0	0	0	
Schaff	9	3	6	0	0	0	0	0	0	
Massey	6	3	3	0	0	0	0	1	0	
D. Gardner	4	3	1	0	0	0	0	0	1	
Stubbs	4	0	4	0	0	0	0	0	0	
Thompson	3	3	0	1(-4)	0	0	0	0	0	
Coates	4	2	2	0	0	0	0	0	0	
Baird	2	2	0	0	0	0	0	0	0	

## SUPERLATIVES

### LONGEST:

Run - 45 yds., Hunter vs. USM  
 Pass - 52 yds., Nelson vs. USM  
 Punt Ret. - 35 yds., Burbage vs. FL  
 Kick Ret. - 57 yds., Burbage vs. TN  
 Int. Ret. - 95 yds., Johnson vs. CIN  
 Punt - 67 yds. - Nelson vs. KS  
 Scoring Drive - 94 yds. vs. MISS

### MOST:

Rush Atts - 30, Hunter vs. VANDY  
 Rush yds. - 238, Hunter vs. VANDY  
 TDs Rush - 4, Hunter vs. VANDY  
 Pass Atts. - 34, Ransdell vs. VPI  
 Pass Comps. - 24, Ransdell vs. VPI  
 Pass Yds. - 235, Ransdell vs. VPI  
 TD Passes - 1, Ransdell vs. 3 teams  
 Receptions - 6, Murray vs. LSU  
 Yds. Rec. - 103, Murray vs. LSU  
 Total Yds. - 240, Ransdell vs. VPI  
 Points Scored - 24, Hunter vs. VAN

Field Goals - 4, Worley vs. USM  
 Punts - 9, Nelson vs. MISS  
 Tackles - 19, L. Smith vs. RUT  
 1st. Hits - 12, Yarano vs. MISS  
 Punt Yds. - 407, Nelson vs. MISS  
 Assists - 10, L. Smith vs. MISS, RUT.  
 10, Kremer vs. MISS



**KENTUCKY  
WILDCATS**

## TEAM HIGHS & LOWS

### BEST ..... OFFENSE ..... WORST

37 vs. KS, CN ..... POINTS ..... 9 vs. GA  
 30 vs. KS ..... 1st Downs ..... 12 vs. MS  
 284 vs. KS ..... Rush Yds. .... 72 vs. MS  
 235 vs. VPI ..... Pass Yds. .... 67 vs. VAN  
 431 vs. USM ..... Tot. Off. .... 203 vs. MS  
 79 vs. VP, FL ..... Tot. Plays ..... 61 vs. MS  
 69 vs. VANDY ..... by rush ..... 28 vs. MS  
 34 vs. VPI, GA ..... by pass ..... 8 vs. VAN  
 24 vs. VPI ..... Pass Comp. .... 5 vs. VAN  
 0 vs. 6 Teams ..... had int. .... 3 vs. GA  
 0 vs. 3 teams ..... fumb. lost ..... 3 vs. VAN  
 1 vs. GA, VPI ..... Penalties ..... 13 vs. MS  
 10 vs. GA ..... Yds. Pen. .... 100 vs. MS

### BEST ..... DEFENSE ..... WORST

9 vs. FL ..... 1st Downs ..... 21 vs. MS  
 96 vs. FL ..... Rush Yds. .... 353 vs. GA  
 64 vs. GA ..... Pass Yds. .... 312 vs. LS  
 241 vs. VA, F ..... Tot. Off. .... 423 vs. CN  
 49 vs. FL ..... Tot. Plays ..... 83 vs. MS  
 25 vs. FL ..... by rush ..... 56 vs. MS  
 14 vs. GA ..... by pass ..... 35 vs. RU  
 6 vs. GA ..... Pass Comp. .... 25 vs. CN  
 2 vs. CN, VN ..... Pass Int. .... 0 vs. 5 teams  
 3 vs. MS ..... Fumb. Rec. .... 0 vs. VPI

# STATISTICS

## INDIVIDUAL

RUSHING	G	ATT	YDS	YPR	YPG	TD	LR
Hunter	10	103	621	6.0	62.2	6	45 SM
Logan	11	109	546	5.0	49.6	5	37 CIN
Higgs	10	121	527	4.4	52.7	5	24 VPI
Murray	11	40	124	3.1	11.3	2	15 OM
A. Baker	2	15	64	4.3	32.0	0	13 KS
A. Gardner	11	10	45	4.5	4.1	0	16 KS
D. Smith	10	5	40	8.0	4.0	1	26 USM
G. Baker	6	10	31	3.1	5.2	0	14 FL
Ransdell	11	91	30	0.3	2.7	1	16 TN
Groves	11	3	17	5.7	1.6	0	10 KS
Bilberry	3	4	13	3.3	4.3	0	6 USM
Nelson	10	3	-17	-5.7	-1.7	0	10 USM
Dooley	8	3	4	1.3	0.5	0	7 MIS
Allen	1	1	-9	-9.0	-9.0	0	0 KS
<b>TOTALS</b>	<b>11</b>	<b>518</b>	<b>2036</b>	<b>3.9</b>	<b>185.1</b>	<b>20</b>	<b>45 USM</b>

PASSING	G	ATT	CMP	INT	PCT	TD	YDS	LP
Ransdell	11	256	151	9	58.98	3	1610	33 GA
Dooley	8	24	7	1	29.2	0	77	22 LSU
Nelson	10	1	1	0	100.0	0	52	52 USM
Smith	9	1	1	0	100.0	0	9	9 UC
<b>TOTALS</b>	<b>11</b>	<b>282</b>	<b>160</b>	<b>10</b>	<b>56.7</b>	<b>3</b>	<b>1748</b>	<b>52 USM</b>

RECEIVING	G	CGT	CPG	YDS	YPC	TD	LP
Burbage	11	24	2.2	331	13.8	0	30 RUT
Pitts	11	23	2.2	238	10.3	0	20 RUT
Higgs	10	20	2.0	182	9.1	0	29 FL
Logan	11	20	1.9	155	7.8	1	21 LSU
Wheeler	11	13	1.2	151	11.6	0	17 RUT
D. Smith	10	11	1.1	170	15.5	0	33 GA
Murray	11	11	1.0	142	12.9	0	27 LSU
Hunter	10	11	1.1	48	4.4	0	22 LSU
Jones	11	10	0.9	124	12.4	1	22 LSU
G. Baker	6	4	0.8	25	6.3	0	10 USM
Curry	7	3	0.4	35	11.7	1	15 UC
O'Neal	10	2	0.2	27	13.5	0	18 UC
Pennington	11	4	0.2	45	10.0	0	16 TN
Neal	11	1	0.1	52	52.0	0	52 USM
Ransdell	11	1	0.1	8	8.0	0	8 LSU
Groves	11	1	0.1	10	10.0	0	10 TN
A. Gardner	11	1	0.1	5	5.0	0	5 KS
<b>TOTALS</b>	<b>11</b>	<b>160</b>	<b>14.6</b>	<b>1748</b>	<b>10.9</b>	<b>3</b>	<b>52 SM</b>

PUNTING	NO	YDS	AVG	LK
Nelson	41	1648	40.2	67 OM
Tesar	8	306	38.2	50 TN
Team	2	0	0	0
<b>OPPONENTS</b>	<b>51</b>	<b>1954</b>	<b>38.3</b>	<b>67 OM</b>

FIELD GOALS	ATT	MADE	LK
Worley	25	17	49 LSU/TN/TN

PUNT RETURNS	NO	YDS	AVG	TD	LR
Burbage	25	167	6.7	0	35 FL
Mack	2	5	2.5	0	5 VN
Robinson	1	0	0.0	0	0 SM
<b>TOTALS</b>	<b>28</b>	<b>172</b>	<b>6.1</b>	<b>0</b>	<b>35 FL</b>

KO RETURNS	NO	YDS	AVG	TD	LR
Burbage	15	347	23.1	0	57 TN
Hunter	7	145	20.7	0	20 VPI
Logan	9	158	17.6	0	26 LSU
Murray	2	21	10.5	0	18 RUT
D. Smith	4	104	26.0	0	42 GA
Higgs	1	12	12.0	0	12 OM
Curry	1	8	8.0	0	8 RUT
Wheeler	1	0	0.0	0	0 LSU
A. Gardner	1	-3	-3.0	0	-3 OM
<b>TOTALS</b>	<b>41</b>	<b>792</b>	<b>19.3</b>	<b>0</b>	<b>57 TN</b>

INTERCEPTION RETURNS	NO	YDS	AVG	TD	LR
Mayes	4	33	8.3	0	30 VN
Johnson	1	95	95.0	1	95 UC
Chenault	1	65	65.0	1	65 UC
Gover	1	20	20.0	0	20 SM
C. Gardner	1	14	14.0	0	14 SM
Dortch	1	3	3.0	0	3 VN
<b>TOTALS</b>	<b>9</b>	<b>230</b>	<b>25.6</b>	<b>2</b>	<b>95 UC</b>

TEAM	UK	OPP
<b>FIRST DOWNS</b>	<b>219</b>	<b>191</b>
Rushing	116	90
Passing	90	90
Penalty	13	11
Rushing Att/Yds	518-2382	434-1958
Rushing Yards Lost	346	189
Net Rushing	2036	1769
TDs Rushing	20	13
Passes/Cmp./Int.	282-160-10	280-156-9
Passing Yards	1748	1826
Yards Per Pass	6.2	6.5
TDs Passing	3	10
Field Goals/Atts.	17-25	12-15
Int.Yds. Ret/TD	9-230-2	10-73-1
Total Off. Plays	800	714
Total Net Yards	3784	3595
Avg. Gain Per Play	4.7	5.0
Avg. Yards Per Game	344.0	335.9
Punts-Blocked	51-2	59-0
Punts-Yds-Avg.	1954-38.3	2232-37.8
Punts Ret/Yds	28-172	23-142
K'Off Ret/Yds.	41-792	46-956
Penalties/Yds	73-633	70-638
Fumbles/Lost	27-12	33-16
3rd Down Conversions	82-174	68-146
4th Down Conversions	15-22	12-17
Time of Possession	348:00	312:00

## SCORING

	TD	S	FG	P	A	T	TP
Worley	0	0	17x25	19x19	0	0	70
Hunter	6	0	0	0	0	0-1	36
Logan	6	0	0	0	0	0-1	36
Higgs	5	0	0	0	0	0	30
Murray	2	0	0	0	0	0	12
Chenault	1	0	0	0	0	0	6
Curry	1	0	0	0	0	0	6
Johnson	1	0	0	0	0	0	6
Jones	1	0	0	0	0-1	0	6
Mayes	1	0	0	0	0	0	6
Ransdell	1	0	0	0	0-4	0	6
D. Smith	1	0	0	0	0	0	6
TEAM	0	1	0	0	0	0	2
<b>TOTAL</b>	<b>26</b>	<b>1</b>	<b>17-25</b>	<b>19-19</b>	<b>0-5</b>	<b>0-2</b>	<b>228</b>
<b>OPPONENTS</b>	<b>25</b>	<b>1</b>	<b>12x15</b>	<b>17x19</b>	<b>0x2</b>	<b>1x3</b>	<b>207</b>

## SCORE BY QUARTERS

KENTUCKY	43	58	62	65	= 228
OPPONENTS	36	61	30	80	= 207

# 1986 SEC STATISTICS

## 1986 SEC STANDINGS

Team	SEC	Pct.	Pts.	Opp. Pts.	Overall	Pct.	Pts.	Opp. Pts.
LSU	5-1	.833	156	78	9-2-0	.818	291	155
Auburn	4-2	.667	154	72	9-2-0	.818	379	115
Alabama	4-2	.667	184	83	9-3-0	.750	323	157
Georgia	4-2	.667	136	105	8-3-0	.727	285	206
Ole Miss	4-2	.667	126	83	7-3-1	.683	220	150
Tennessee	3-3	.500	144	156	6-5-0	.556	272	235
Florida	2-4	.333	86	111	6-5-0	.556	223	175
Miss. St.	2-4	.333	55	177	6-5-0	.556	195	275
Kentucky	2-4	.333	91	142	5-5-1	.500	228	207
Vanderbilt	0-6	.000	89	208	1-10-0	.091	193	337

## SEC 36-13-2 vs. NON-LEAGUE FOES

The SEC had an overall record of 36-13-2 in regular season play against non-conference foes last year, good for a winning mark of 72.5. The record against other leagues and independents is as follows: 1-0 vs. the Big 10, 2-0 vs. the Southern Conference, 3-2-1 vs. Eastern Independents, 2-0 vs. the WAC, and 14-6 vs. Southern Independents; 1-1 vs. the Southwest Conference, 5-3 vs. the Atlantic Coast, 2-1 vs. the Mid-American, and 1-0-1 vs. the Southland; 4-0 vs. Midwestern Independents; and 1-0 vs. the Yankee Conference.

## 1986 ALL-SEC FRESHMAN TEAM

Freshman of the Year: Tommy Hodson, LSU


### Offense

Ps.	Player	Team
QB	Tommy Hodson	LSU
RB	*Harvey Williams	LSU
RB	*Octavius Gould	Florida
RB	*James Joseph	Auburn
WR	Terence Cleveland	Tennessee
WR	*Willie Green	Ole Miss
OL	*Mike Zuga	Alabama
OL	Andy Anderson	Alabama
OL	*John Hudson	Auburn
OL	Burr Seaver	Vanderbilt
PK	*David Brownlyke	LSU
RS	T.D.Woods	Tennessee

### Defense

Ps.	Player	Team
OL	*DeMond Winston	Vanderbilt
DL	Andy Dotson	Georgia
DL	Darryl Smith	Ole Miss
DL	Vic Adams	Kentucky
LB	Vantriessie Davis	Alabama
LB	*Pat Moore	Florida
LB	Jesse Anderson	Miss. State
LB	Milton Gordon	Tennessee
DB	Don Price	Ole Miss
DB	Asa Bennett	Miss. State
DB	*Torrey Price	Vanderbilt
DB	Ron Robinson	Kentucky
P	*Tommy Parks	Miss. State

\*true freshman



## 1987 Guide

## UK Ranking in SEC Final Stats

### Individual Season

Kickoff Returns – Cornell Burbage, 3rd (23.13 avg.)  
 Field Goals – Joe Worley, 1st (1.55 PG)  
 Scoring – Joe Worley, 8th (6.36 PG); Ivy Joe Hunter, 19th (3.60 PG)  
 All-Purpose Runners – Hunter, 12th (81.40 PG); Marc Logan, 13th (78.09 PG); Burbage, 14th (76.82 PG); Higgs, 17th (72.10 PG)  
 Workhorse – Bill Ransdell, 2nd (351 plays); Higgs, 18th (142 plays)  
 Points Responsible For – Hunter 19th (3.60 PG); Logan, 20th (3.27 PG)  
 Rushing – Hunter, 7th (62.10 PG); Higgs, 11th (52.70); Logan, 14th (49.64)  
 Receiving – Burbage, 16th (24-331); Eric Pitts, 18th (23-238); Higgs, 21st (20-182)  
 Passing Efficiency – Ransdell, 8th (108.6 rating pts.)  
 Total Offense – Ransdell, 6th (149.09 YDSPG); Hunter, 17th (62.10 PG); Higgs, 21st (52.70 PG); Logan, 24th (49.64 PG)  
 Interceptions – Tony Mayes, 8th-t (4)  
 Punting – Jeff Nelson, 8th (40.2)  
 Punt Returns – Burbage, 5th (6.68)  
**Individual – Single Game**  
 Yards Rushing – Hunter, 2nd (238 vs. Vandy)  
 Most Rushes – Hunter, 2nd (30 vs. Vandy)  
 Passes Completed – Bill Ransdell, 2nd-t (24 vs. VPI)  
 Longest Interception Return – David Johnson, 1st (95 vs. Cincy); Chris Chenault, 2nd (65 vs. Cincy)  
**Team – Season**  
 Rushing Offense – 5th (185.1 YDSPG)  
 Passing Offense – 6th (158.9 PG)  
 Total Offense – 6th (344.00 PG)  
 Net Punting – 9th (35.5 AVG)  
 Punt Returns – 5th (6.1 AVG)  
 Kickoff Returns – 9th (19.3 AVG)  
 Scoring Offense – 6th (20.7 AVG)  
 Rushing Defense – 6th (4.1 AVG)  
 Pass Defense – 6th (266.0 YDSPG)  
 Total Defense – 6th (326.8 PG)  
 Scoring Defense – 7th (18.8 AVG)  
 Most First Downs – 3rd (30 vs. Kent State)  
 Fewest Points Allowed – 2nd (0 (32 vs. S. Miss.)  
 Fewest First Downs Allowed – 2nd (9 vs. Florida)  
 Turnover Ratio – 4th (0.3 ratio)

# 1987 IN REVIEW

## 1987 UNIVERSITY OF KENTUCKY FOOTBALL STATISTICS (5-6 OVERALL; 1-5 SEC)

### RESULTS

DATE	OPPONENT	SCORE	ATTEND.
9/12	UTAH STATE	W/ 41-0	55,279
9/19	INDIANA	W/ 34-15	57,924
9/26	at Rutgers	L/ 18-19	21,232
10/3	OHIO	W/ 28-0	53,329
10/10	OLE MISS	W/ 35-6	57,832
10/17	at LSU	L/ 9-34	77,084
10/24	at Georgia	L/ 14-17	81,911
10/31	VIRGINIA TECH	W/ 14-7	50,432
11/7	at Vanderbilt	L/ 29-38	40,892
11/14	at Florida	L/ 14-27	73,021
11/21	TENNESSEE	L/ 22-24	57,127

### TEAM STATISTICS

	UK	OPP
<b>FIRST DOWNS</b>	212	173
by Rushing	123	84
by Passing	69	74
by Penalty	20	15
<b>NET YARDS RUSHING</b>	2340	1545
Rush Attempts	481	464
Yards per rush	4.9	3.3
Yards per game	212.7	140.5
<b>NET YARDS PASSING</b>	1624	1769
Attempts	254	286
Completions	121	146
Had Intercepted	11	14
Percentage	47.6	51.1
Yards per completion	13.4	12.1
Yards per game	147.6	160.8
<b>TOTAL NET OFFENSE</b>	3964	3314
Offensive Plays	735	750
Yards per play	5.4	4.4
Yards per game	360.4	301.3
<b>FUMBLES-LOST</b>	21-10	26-6
<b>PENALTIES-YARDS</b>	91-752	75-734
Yards per game	68.4	66.7
<b>PUNTS-YARDS</b>	54-2152	72-2756
Yards per punt	39.9	38.3
Return yards against	120	324
Net punting	37.6	33.8
<b>POSSESSION TIME</b>	3:14:15	3:45:45
Time per game	28:34	31:26
<b>TOTAL RETURN YARDS</b>	1069	1281
<b>KICKOFF RETURNS</b>	34-590	44-1022
Avg. Return	17.4	23.2
<b>PUNT RETURNS</b>	40-324	28-120
Avg. Return	8.1	4.3
<b>INTERCEPTIONS</b>	14-155	12-139
Avg. Return	11.1	11.6
<b>3RD DOWN CONVERSIONS</b>	60-154	62-172
Percentage	39.0	36.0
<b>SCORING (POINTS)</b>	258	187
Points per game	23.5	17.0
TDs Rushing	209	

TDs Passing	9	13
TDs Other	21	
FG-FGA	14-21	9-14
PAT	26-27	20-2
2-PT	1-4	1-2
Safety	01	

### SCORING BY QUARTERS

Kentucky	68	91	47
Opponents	27	61	45

### INDIVIDUAL PLAYER STATISTICS

RUSHING	G	ATT.	YDS.	AVG.	YDS./GAME	TD
Higgs	11	193	1278	6.6	116.2	10
Hunter	10	100	503	5.0	50.3	3
Murray	8	28	181	6.5	22.6	0
T. Smith	6	23	112	4.9	18.7	0
Baker	8	32	107	3.3	13.4	0
D. Smith	11	22	84	3.8	7.6	4
Fohr	9	33	62	1.9	6.9	1
Bilberry	11	12	37	3.1	3.4	1
Bolden	11	3	25	8.3	2.3	0
Dooley	7	35	-49	-1.4	-7.0	1
<b>Kentucky</b>	<b>11</b>	<b>481</b>	<b>2340</b>	<b>4.9</b>	<b>212.7</b>	<b>20</b>
<b>Opponents</b>	<b>11</b>	<b>464</b>	<b>1545</b>	<b>3.3</b>	<b>140.5</b>	<b>9</b>

PASSING	G	ATT.	CMP.	INT.	PCT.	YDS	TD
Fohr	9	163	74	8	45.4	973	6
Dooley	7	87	46	2	52.9	621	3
Allen	4	2	1	1	50.0	30	0
Broughton	4	1	0	0	0.0	0	0
D. Smith	11	1	0	0	0.0	0	0
<b>Kentucky</b>	<b>11</b>	<b>254</b>	<b>121</b>	<b>11</b>	<b>47.6</b>	<b>1624</b>	<b>9</b>
<b>Opponents</b>	<b>11</b>	<b>286</b>	<b>146</b>	<b>14</b>	<b>51.1</b>	<b>1769</b>	<b>13</b>

RECEIVING	G.	NO.	YDS.	YDS./RCT.	TD
Darrington	11	26	365	14.0	2
D. Smith	11	23	420	18.3	4
Higgs	11	16	123	7.7	0
Murray	8	13	122	9.4	0
Pennington	10	9	173	19.2	1
Jones	10	8	121	15.1	1
Hunter	10	8	81	10.1	0
Bilberry	11	5	42	8.4	0
O'Neal	11	4	63	15.8	1
Logan	11	4	59	14.8	0
Gover	2	32	16.0	0	20
Bolden	11	1	14	14.0	0
Meece	4	1	6	6.0	0
Baker	8	1	3	3.0	0
<b>Kentucky</b>	<b>11</b>	<b>121</b>	<b>1624</b>	<b>13.4</b>	<b>9</b>
<b>Opponents</b>	<b>11</b>	<b>146</b>	<b>1769</b>	<b>12.1</b>	<b>13</b>

TOT. OFFENSE	G	PL	RUN	PASS	YDS.	YDS./PLAY	YI GA
Higgs	11	193	1278	0	1278	6.6	11
Fohr	9	196	62	973	1035	5.3	11
Dooley	7	122	-49	621	572	4.7	8
Hunter	10	100	503	0	503	5.0	8
Murray	8	28	181	0	181	6.5	8

# 1987 IN REVIEW

T. Smith	6	23	112	0	112	4.9	18.7	0
Baker	8	32	107	0	107	3.3	13.4	0
D. Smith	11	23	84	0	84	3.7	7.6	4
Bilberry	11	37	37	0	37	3.1	3.4	1
Allen	4	2	0	30	30	15.0	7.5	0
Bolden	11	3	25	0	25	8.3	2.3	0
Broughton	4	1	0	0	0	0.0	0.0	0
Kentucky	11	735	2340	1624	3964	5.4	360.4	29
Opponents	11	750	1545	1769	3314	4.4	301.3	22

ALL-PURPOSE	RUSH		REC		PR		KOR		PL	YDS	PLAY
	ATT	YDS	REC	YDS	RET	YDS	RET	YDS			
Higgs	193	1278	16	123	0	0	0	0	209	1401	6.7
D. Smith	22	84	23	240	24	242	12	291	81	1037	12.8
Hunter	100	503	8	81	0	0	0	0	108	584	5.4
Darrington	0	0	26	365	0	0	0	0	26	365	14.0
Murray	28	181	13	122	0	0	0	0	41	303	7.4
Bolden	3	25	1	14	0	0	13	216	17	255	15.0
Pennington	0	0	9	173	0	0	0	0	9	173	19.2
O'Neal	0	0	4	63	13	77	1	8	18	148	8.2
Jones	0	0	8	121	0	0	1	-2	9	119	13.2
T. Smith	23	112	0	0	0	0	0	0	23	112	4.9
Baker	32	107	1	3	0	0	0	0	33	110	3.3
Gover	0	0	2	32	0	0	5	57	7	89	12.7
Bilberry	12	37	5	42	0	0	0	0	17	79	4.7
Logan	0	0	4	59	0	0	1	16	5	75	15.0
Fohr	33	62	0	0	0	0	0	0	33	62	1.9
Robinson	0	0	0	0	2	6	0	0	2	6	3.0
Meece	0	0	1	6	0	0	0	0	1	6	6.0
Hill	0	0	0	0	1	4	0	0	1	4	4.0
Tolbert	0	0	0	0	1	-1	0	0	1	-1	-1.0
Dooley	35	-49	0	0	0	0	0	0	35	-49	-1.4
Kentucky	481	2340	121	1624	40	324	34	590	676	4878	7.2
Opponents	464	1545	146	1769	28	120	44	1022	682	4456	6.5

PUNT RETURNS	RET	YDS	AVG.	TD	LR
D. Smith	24	242	10.1	1	64
O'Neal	13	77	5.9	0	33
Robinson	2	6	3.0	0	6
Tolbert	1	-1	-1.0	0	0
Kentucky	40	324	8.1	1	—
Opponents	28	120	4.3	0	—

KICKOFF RETURNS	RET	YDS	AVG.	TD	LR
Bolden	13	216	19.6	0	35
D. Smith	12	291	24.3	0	75
Gover	5	57	11.4	0	15
Logan	1	16	16.0	0	16
O'Neal	1	8	8.0	0	8
Hill	1	4	4.0	0	4
Jones	1	-2	-2.0	0	-2
Kentucky	34	590	17.4	0	—
Opponents	44	1022	23.2	1	—

INTERCEPTIONS	NO	YDS	AVG.	TD	LR
Massey	4	69	17.3	1	38
Sellers	2	16	8.0	0	16
Robinson	2	6	3.0	0	6
Mack	2	2	1.0	0	2
Chenault	1	40	40.0	0	40
Johnson	1	22	22.0	0	22
Barnett	1	0	0.0	0	0
Tolbert	1	0	0.0	0	0
Kentucky	14	155	11.1	1	—
Opponents	12	139	11.6	0	—


PUNTING	NO	YDS	AVG.	LONG
Tesar	54	2152	39.9	60

FIELD GOALS	10-19	20-29	30-39	40-49	50+	TOTAL	Pct.	LONG
Worley	0-0	7-7	2-6	5-5	0-3	14-21	66.7	49

SCORING	G	TD	TDS			PATS			S	PTS.
			R-P-O	FGM-FGA	Kick	Run	Rec			
Worley	11	0	0-0-0	14-21	26-27	0	0	0	68	
Higgs	11	10	10-0-0	0-0	0-0	0	0	0	60	
D. Smith	11	9	4-4-1	0-0	0-0	0	1	0	56	
Hunter	10	3	3-0-0	0-0	0-0	0	0	0	18	
Darrington	11	2	0-2-0	0-0	0-0	0	0	0	12	
Massey	11	1	0-0-1	0-0	0-0	0	0	0	6	
Jones	10	1	0-1-0	0-0	0-0	0	0	0	6	
Dooley	7	1	1-0-0	0-0	0-0	0	0	0	6	
O'Neal	11	1	0-1-0	0-0	0-0	0	0	0	6	
Bilberry	11	1	1-0-0	0-0	0-0	0	0	0	6	
Fohr	9	1	1-0-0	0-0	0-0	0	0	0	6	
Pennington	10	1	0-1-0	0-0	0-0	0	0	0	6	
Kentucky	11	31	20-9-2	14-21	26-27	0	1	0	256	
Opponents	11	23	13-9-1	9-14	20-21	0	1	1	189	

DEFENSE	SOLOS	ASSISTS	TOTALS	FOR LOSS	QB SACKS
Kremer	90	90	180	5-16	1-7
Chenault	77	83	160	6-26	3-18
Reese	59	24	83	10-53	5-44
R. Robinson	33	41	74	0-0	0-0
Dortch	38	33	71	7-21	2-9
Barnett	46	22	68	8-51	6-47
Johnson	46	19	65	0-0	0-0
Shannon	25	39	64	3-20	2-18
Massey	41	21	62	7-45	4-28
Adams	26	35	61	2-13	1-8
Endris	22	27	49	3-16	2-15
Holleran	26	18	44	3-16	2-15
C. Gardner	28	16	44	3-28	2-19
Mack	22	19	41	0-0	0-0
Tolbert	22	10	32	1-1	0-0
Sellers	14	11	25	0-0	0-0
D. Gardner	14	10	24	0-0	0-0
Houser	13	9	22	2-15	2-15
Stubbs	4	12	16	1-8	1-8
Kelley	7	6	13	1-9	1-9
Zigman	7	4	11	0-0	0-0
Brady	7	3	10	0-0	0-0
Amshoff	2	6	8	1-9	1-9
M. Robinson	3	3	6	0-0	0-0
A. Gardner	1	1	2	0-0	0-0
Wilks	1	1	2	0-0	0-0
Swanson	1	1	2	0-0	0-0
Ralston	0	2	2	0-0	0-0
Meiners	1	1	2	0-0	0-0
Chabrak	0	1	1	0-0	0-0
McDowell	1	0	1	0-0	0-0
Bell	1	0	1	0-0	0-0
Willis	1	0	1	0-0	0-0

(3-34) 35-269



Jeff Kremer (53), Oliver Barnett (79) and Tony Zigman (30) helped Cat Defense to stay among National Leaders in 1987.

# 1987 IN REVIEW

## 1987 KENTUCKY GAME-BY-GAME STATISTICS

### RUSHING

Player	UTAH ST.		INDIANA		RUTGERS		OHIO		OLEMISS		LSU		GEORGIA		VATECH		VANDY		FLORIDA		TENN	
	No-Yds	No-Yds	No-Yds	No-Yds	No-Yds	No-Yds	No-Yds	No-Yds	No-Yds	No-Yds	No-Yds	No-Yds	No-Yds	No-Yds	No-Yds	No-Yds	No-Yds	No-Yds	No-Yds	No-Yds	No-Yds	No-Yds
A.BAKER	10-60	3-18	DNP	DNP	10-7	1-15	6-5	1-0	0-0	1-2	0-0	1-1	2-9	0-0								
BILBERRY	1-5	4-11	1-3	1-5	1-1	0-0	1-2	0-0	1-1	0-0	1-1	2-9	0-0									
BOLDEN	2-19	1-6	0-0	0-0	0-0	0-0	0-0	0-0	0-0	0-0	0-0	0-0	0-0									
DOOLEY	5-13	5-5	11-46	2-6	DNP	DNP	DNP	DNP	DNP	DNP	DNP	DNP	DNP									
FOHR	2-7	0-0	DNP	4-14	2-8	4-18	5-16	DNP	3-31	6-29	7-29											
HIGGS	11-158	18-86	16-77	19-169	14-192	14-52	20-60	22-168	16-133	13-46	30-137											
HUNTER	12-73	16-100	15-74	15-85	8-38	14-56	2-4	DNP	6-42	12-31	0-0											
MURRAY	DNP	1-2	6-37	6-96	5-13	3-6	3-18	3-5	1-4	DNP	DNP											
D.SMITH	3-10	5-36	5-20	2-6	0-0	0-0	2-12	2-6	1-4	DNP	DNP											
T.SMITH	9-54	3-8	DNP	8-43	DNP	DNP	DNP	DNP	3-7	0-0	DNP											

### PASSING

Player	UTAH ST.		INDIANA		RUTGERS		OHIO		OLEMISS		LSU		GEORGIA		VATECH		VANDY		FLORIDA		TENN	
	C-A-I	C-A-I	C-A-I	C-A-I	C-A-I	C-A-I	C-A-I	C-A-I	C-A-I	C-A-I	C-A-I	C-A-I	C-A-I	C-A-I	C-A-I	C-A-I	C-A-I	C-A-I	C-A-I	C-A-I	C-A-I	C-A-I
Kevin	7-14-0	13-15-0	12-23-1	2-5-0	DNP	DNP	9-0	DNP	8-19-1	3-3-0	1-8-0											
DOOLEY	151-0	166-1	130-1	28-0	88-1	49-0																
Glenn	1-4-0	0-0-0	DNP	6-12-1	9-22-1	17-30-2	12-22-2	DNP	4-19-1	11-23-1	14-31-0											
FOHR	6-0	0-0	DNP	84-0	100-1	164-0	148-1	DNP	240-2	152-1	240-2											
Bill	DNP	DNP	DNP	1-1-0	0-0-0	0-1-1	0-0-0	DNP	DNP	DNP	DNP											
ALLEN				30-0	0-0	0-0	0-0															

### RECEIVING

Player	USU		IND		RUT		OHIO		MISS		LSU		UGA		TECH		VAN		FLA		TENN	
	No-Yds	No-Yds	No-Yds	No-Yds	No-Yds	No-Yds	No-Yds	No-Yds	No-Yds	No-Yds	No-Yds	No-Yds	No-Yds	No-Yds	No-Yds	No-Yds	No-Yds	No-Yds	No-Yds	No-Yds	No-Yds	
ABAKER	0-0	1-3	DNP	DNP	DNP	DNP	0-0	0-0	0-0	0-0	0-0	0-0	0-0	0-0	0-0	0-0	0-0	0-0	0-0	0-0	0-0	0-0
BILBERRY	1-9	2-14	0-0	0-0	0-0	0-0	0-0	0-0	0-0	0-0	0-0	1-12	0-0	0-0	0-0	0-0	0-0	0-0	0-0	1-7	0-0	0-0
BOLDEN	0-0	0-0	1-14	0-0	0-0	0-0	0-0	0-0	0-0	0-0	0-0	0-0	0-0	0-0	0-0	0-0	0-0	0-0	0-0	0-0	0-0	0-0
DARRINGTON	3-68	0-0	2-29	1-17	5-61	4-56	0-0	1-6	2-20	4-37	0-0	0-0	0-0	0-0	1-12	0-0	0-0	0-0	0-0	1-7	0-0	
GOVER	0-0	0-0	0-0	1-20	0-0	0-0	0-0	0-0	0-0	0-0	0-0	0-0	0-0	0-0	0-0	0-0	0-0	0-0	0-0	0-0	0-0	0-0
HIGGS	0-0	3-22	2-12	1-2	1-16	2-7	2-20	4-37	0-0	0-0	1-12	0-0	0-0	0-0	1-7	DNP	0-0	1-4	0-0	0-0	0-0	0-0
HUNTER	1-6	2-43	1-2	0-0	0-0	2-31	1-7	DNP	0-0	1-10	0-0	0-0	0-0	0-0	1-22	1-16	1-46	1-18	1-13	0-0	0-0	0-0
JONES	1-30	1-23	0-0	1-8	1-10	3-40	DNP	0-0	0-0	0-0	0-0	0-0	0-0	0-0	0-0	0-0	0-0	0-0	0-0	0-0	0-0	0-0
LOGAN	0-0	1-14	0-0	0-0	1-7	0-0	0-0	0-0	0-0	0-0	0-0	0-0	0-0	0-0	0-0	0-0	0-0	0-0	0-0	0-0	0-0	0-0
MEECE	1-6	0-0	DNP	0-0	0-0	DNP	DNP	DNP	DNP	DNP	DNP	DNP	DNP	DNP	DNP	DNP	DNP	DNP	DNP	DNP	DNP	DNP
MURRAY	DNP	0-0	2-14	2-54	0-0	3-7	5-41	0-0	1-6	DNP	DNP	DNP	DNP	DNP	DNP	DNP	DNP	DNP	DNP	DNP	DNP	DNP
O'NEAL	0-0	1-14	0-0	1-17	0-0	0-0	1-18	1-14	0-0	0-0	0-0	0-0	0-0	0-0	0-0	0-0	0-0	0-0	0-0	0-0	0-0	0-0
PENNINGTON	DNP	1-13	2-46	0-0	0-0	1-12	1-9	1-16	1-46	1-18	1-13	0-0	0-0	0-0	0-0	0-0	0-0	0-0	0-0	0-0	0-0	0-0
DSMITH	1-50	1-20	2-13	2-24	1-6	2-11	1-41	1-15	2-31	3-39	7-170											

### TACKLE LEADERS

TACKLES	USU		IND		RUT		OHIO		UMISS		LSU		UGA		TECH		VANDY		FLA		TENN	
	S-A	S-A	S-A	S-A	S-A	S-A	S-A	S-A	S-A	S-A	S-A	S-A	S-A	S-A	S-A	S-A	S-A	S-A	S-A	S-A	S-A	
Kremer	5-1	3-5	8-13	5-8	9-13	8-1	12-13	8-6	13-10	8-9	11-11											
Chenault	2-3	6-5	5-6	7-6	7-12	9-4	8-10	3-8	12-16	10-4	8-9											
Reese	2-1	4-2	6-4	3-3	8-0	7-1	5-6	8-3	6-2	5-2	5-0											
Dortch	2-3	2-4	4-3	3-1	5-2	2-3	4-4	5-3	1-3	1-4	9-3											
Barnett	2-0	5-4	3-3	4-3	4-1	0-0	8-0	5-2	8-4	2-1	5-4											
Massey	6-1	4-3	6-0	3-0	3-2	1-3	8-3	2-1	1-4	5-2	3-2											
Shannon	2-2	1-2	2-1	3-3	3-3	1-3	6-8	1-0	4-8	1-0	1-7											
Adams	2-3	2-4	7-1	0-1	1-3	1-3	2-6	DNP	7-8	2-4	2-2											
Johnson	5-0	6-0	5-0	1-0	3-2	5-2	3-0	3-1	0-5	3-2	3-7											
Robinson	DNP	3-1	3-5	2-2	2-2	5-4	3-4	DNP	5-7	3-11	7-5											
Endris	1-2	2-2	0-0	3-4	2-2	0-0	2-7	3-2	5-4	0-3	4-1											
Holleran	1-1	2-2	0-0	3-4	3-1	1-0	1-0	6-4	2-0	7-4	0-2											
Sellers	1-0	2-0	0-1	2-2	4-4	1-0	3-1	1-3	0-0	DNP	DNP											
Mack	0-2	2-0	4-2	1-0	3-1	2-1	3-5	0-0	3-1	3-6	1-1											
C.Gardner	DNP	DNP	3-3	DNP	4-1	3-1	4-2	2-3	4-1	7-1	1-4											
Talbert	1-2	0-1	0-0	2-1	3-1	1-0	3-0	2-0	2-0	3-3	5-2											
D.Gardner	0-1	1-1	1-0	1-2	2-0	1-1	1-1	0-1	1-1	4-2	2-0											
Houser	0-0	0-0	0-0	2-4	1-2	2-1	0-0	7-1	0-0	0-1	1-0											
Kelley	4-2	1-3	0-0	1-1	DNP	DNP	DNP	DNP	1-0	0-0	0-0											
Zigman	1-1	1-1	2-0	2-1	1-0	0-0	0-0	0-0	0-0	0-0	0-1											
Brady	0-0	3-1	0-1	1-0	2-0	0-1	1-0	0-0	0-0	0-0	0-0											



# 1987 IN REVIEW

## 1987 SEC STATISTICS

PLAYER, TEAM		G	ATT	YDS	AVG	TD
Emmitt Smith, Florida		11	229	1341	5.9	13
Mark Higgs, Kentucky		11	193	1278	6.6	10
Bobby Humphery, Alabama		11	238	1255	5.3	11
Lars Tate, Georgia		10	208	1016	4.9	14
Reggie Cobb, Tennessee		12	237	1197	5.1	17

PLAYER, TEAM		G	ATT	COM	PCT	INT	YDS	TD
Eric Jones, Vanderbilt		11	229	139	607	11	1954	16
Jeff Burger, Auburn		10	267	139	667	9	2066	13
Tom Hodson, LSU		11	265	162	611	9	2125	15
Jeff Francis, Tennessee		9	201	121	602	8	1512	8
James Jackson, Georgia		11	132	67	507	4	1026	7

PLAYER, TEAM		G	REC	YDS	AVG	TD
Nendell Davis, LSU		11	72	993	13.7	7
Duke Donaldson, Auburn		11	43	398	9.2	1
J.R. Ambrose, Ole Miss		10	42	515	12.2	3
Carl Parker, Vanderbilt		11	41	782	19.0	12
Everett Crawford, Vandy		11	36	400	11.1	0

PLAYER, TEAM		G	FGA	FGM	PCT	FGPG
Phil Reich, Tennessee		12	23	16	700	1.33
Phillip Doyle, Alabama		10	20	13	650	1.30
David Brownlyke, LSU		11	20	14	700	1.27
Johnny Clark, Vanderbilt		11	20	14	700	1.27
Joe Worley, Kentucky		11	21	14	670	1.27

PLAYER, TEAM		G	CAR	NET	ATT	YDS	PLAYS	YD/PL
Eric Jones, Vandy		11	179	665	229	1954	408	6.42
Tom Hodson, LSU		11	22	-22	265	2125	287	7.33
Jeff Burger, Auburn		10	38	-180	267	2066	305	6.18
Jeff Francis, Tenn		9	43	70	244	1582	244	26.48

PLAYER, TEAM		G	RUSH	REC	PR	KOR	YDS	YDSPG	PLAYS	YDSPL
Bobby Humphery, Ala		11	1255	170	0	356	1781	161.91	275	6.48
Reggie Cobb, Tenn		12	1197	198	55	271	1721	143.42	266	6.47
Emmitt Smith, Fla		11	1341	184	0	0	1525	138.64	254	6.00
Tom Martin, LSU		11	576	393	0	459	1428	129.82	144	9.92
Mark Higgs, KY		11	1278	123	0	0	1401	127.36	209	6.70

PLAYER, TEAM		G	NO	YDS	AVG	TD
Matt DeFrank, LSU		11	33	1373	41.6	
Bob Garmon, Tenn		12	35	1440	41.1	
Leon Shulman, Aub		11	58	2358	40.6	
Chris Mohr, Ala		11	55	2230	40.5	
Charles Childers, OM		10	38	1529	40.2	

PLAYER, TEAM		NO	YDS	AVG	TD
Daniel Lewis, Ga		14	195	13.9	1
Travis Williams, Fla		21	227	10.8	0
Eze Smith, Kentucky		24	242	10.0	1

PLAYER, TEAM		NO	YDS	AVG	TD
Tom Martin, LSU		17	459	27.0	0
Ronnie Cleveland, Tenn		13	329	25.3	0
Jesus Osborn, Georgia		13	318	24.4	0
Eze Smith, Kentucky		12	291	24.2	0

PLAYER, TEAM		NO	YDS	TD	IPG
Dad Sandroni, Ole Miss		7	47	0	0.64
Ron Moore, Ole Miss		5	59	0	0.50
Tom Mangum, Alabama		5	1	0	0.45
Chris Oliver, Florida		5	96	0	0.45
Troy Crain, Auburn		5	38	1	0.45

PLAYER, TEAM		G	TD	XP	FG	PTS	PTPG	FGA	XPA
Reggie Cobb, Tennessee		12	20	0	0	120	10.0	0	0
Lars Tate, Georgia		10	14	1	0	86	8.6	0	0
David Brownlyke, LSU		11	0	41	14	83	7.5	20	41
Phil Reich, Tennessee		12	0	41	16	89	7.4	23	42

TEAM		G	PLAYS	YARDS	AVG	TD	YDSPG
Tennessee		11	747	4845	6.49	42	440.45
Vanderbilt		12	858	4871	5.68	48	405.92
Georgia		11	800	4329	5.41	34	393.55
Miss State		11	774	4323	5.59	34	393.00
Kentucky		11	805	3990	4.96	25	362.73
Alabama		11	735	3964	5.39	29	360.36
Florida		11	728	3905	5.36	32	355.00
Ole Miss		11	755	3839	5.08	32	349.00
Louisiana State		11	787	3696	4.70	19	336.00
Arkansas		11	733	3434	4.68	27	312.18

TEAM		G	PLAYS	YARDS	AVG	TD	YDSPG
Florida		11	744	2956	3.97	13	268.73
Auburn		11	752	3012	4.01	11	273.82
Kentucky		11	750	3314	4.42	22	301.27
Alabama		11	745	3457	4.64	19	314.27
LSU		11	749	3531	4.71	17	321.00
Tennessee		12	857	4002	4.67	24	333.50
Georgia		11	742	3744	5.05	20	340.36
Miss State		11	715	3936	5.50	29	357.82
Ole Miss		11	777	4044	5.20	38	367.64
Vanderbilt		11	756	4479	5.92	45	407.18

TEAM		G	ATT	YDS	AVG	TD	YDSPG
Georgia		11	596	3016	5.06	27	274.18
Tennessee		12	573	2652	4.63	36	221.00
Kentucky		11	481	2340	4.86	20	212.73
LSU		11	436	2289	5.25	24	208.09
Vanderbilt		11	544	2206	4.06	17	200.65
Alabama		11	519	2187	4.21	17	198.82
Miss State		11	505	1983	3.93	13	180.27
Florida		11	457	1951	4.27	22	177.36
Ole Miss		11	448	1825	4.07	14	165.91
Auburn		11	454	1470	3.24	16	133.64

TEAM		G	ATT	YDS	AVG	TD	YDSPG
Auburn		11	437	1380	3.16	7	125.45
Georgia		11	402	1407	3.50	6	127.91
Florida		11	475	1444	3.04	9	131.27
Kentucky		11	464	1545	3.33	9	140.45
Tennessee		12	489	1756	3.59	12	146.33
Alabama		11	492	1659	3.37	13	150.82
LSU		11	439	1726	3.93	8	154.91
Miss State		11	444	2001	4.51	17	181.91
Ole Miss		11	537	2282	4.25	23	207.45
Vanderbilt		11	508	2428	4.78	32	220.73

TEAM		G	ATT	CMP	INT	PCT	YDS	Y/ATT	TD	YDSPG	INT/PA	YDS/CMP
LSU		11	311	187	9	600	2554	8.21	18	232.18	2.89	13.66
Auburn		11	301	197	10	650	2369	7.87	16	215.36	3.32	12.03
Ole Miss		11	357	194	14	540	2165	6.06	11	196.82	3.92	11.16
Vanderbilt		11	256	153	11	600	2123	8.29	17	193.00	4.30	13.88
Tennessee		12	285	166	14	580	2219	7.79	12	184.92	4.91	13.37
Florida		11	271	153	13	560	1954	7.21	10	177.64	4.80	12.77
Miss State		11	282	137	15	490	1713	6.07	6	155.73	5.32	12.50
Kentucky		11	254	121	11	480	1624	6.39	9	147.64	4.33	13.42
Georgia		11	178	84	9	470	1307	7.34	7	118.82	5.06	15.56
Alabama		11	214	100	11	470	1247	5.83	10	113.36	5.14	12.47

TEAM		G	ATT	CMP	INT	PCT	YDS	Y/ATT	TD	YDSPG	YDS/CM
Florida		11	269	128	9	480	1512	5.62	4	137.4	11.81
Auburn		11	315	153	22	490	1632	5.18	4	148.36	10.67
Ole Miss		11	240	112	14	470	1762	7.34	15	160.18	15.73
Kentucky		11	286	146	14	510	1769	6.19	13	160.82	12.12
Alabama		11	253	141	18	560	1799	7.11	6	163.55	12.76
LSU		11	310	169	11	550	1805	5.82	9	164.09	10.68
Miss State		11	271	141	7	520	1935	7.14	12	175.91	13.72
Vanderbilt		11	248	146	13	590	2051	8.27	13	186.45	14.05
Tennessee		12	368	180	14	490	2246	6.10	12	187.17	12.48
Georgia		11	340	206	16	610	2337	6.87	14	212.45	11.34

TEAM		G	PTS	AVG	TEAM		
Tennessee		12	395	32.9	Auburn 11 116 10.5		
LSU		11	335	30.4	Florida 11 158 14.3		
Auburn		11	298	27.0	LSU 11 171 15.5		
Georgia		11	291	26.4	Alabama 11 185 16.8		
Vanderbilt		11	286	26.0	Georgia 11 187 17.0		
Florida		11	283	25.7	Kentucky 11 187 17.0		
Kentucky		11	256	23.2	Tennessee 12 224 18.6		
Alabama		11	244	22.1	Miss State 11 259 23.5		
Ole Miss		11	223	20.2	Ole Miss 11 309 28.0		
Miss State		11	169	15.3	Vanderbilt 11 355 32.2		

# Dermontti Dawson

From Wikipedia, the free encyclopedia.

**Dermontti Dawson** (born June 17, 1965 in Lexington, Kentucky) is a former American NFL center, who played his entire career with the Pittsburgh Steelers. He attended Bryan Station High School in Lexington, where he was a nationally-ranked track and field performer in the discus and shot put. During his junior year, he joined the football team as a favor to his friends, where he was successful as a center. Although he had still planned to attend college on a track scholarship, recruiters at the University of Kentucky convinced him to attend on a football scholarship.

Dawson was picked by the Steelers in the second round of the 1988 NFL draft, playing on the offensive line alongside Mike Webster, from whom he took over the role of starting center the next year. He soon became one of the most respected players among the Steelers, and one of the best at his position. His friendly demeanor earned him the nickname Ned Flanders, after the character from The Simpsons. He played in seven Pro Bowls. Dawson played 171 consecutive games, until severe hamstring injuries forced him to sit out in 1999

He might also be well known for a single bad play during Super Bowl XXX against the Dallas Cowboys. Dawson, who also played at long snapper, accidentally snapped the football over quarterback Neil O'Donnell's head, which led to a huge loss on that set of plays.

Now retired, Dawson lives in Lexington, and owns a chain of laundromats. He is married, with two children.

Retrieved from "[http://en.wikipedia.org/wiki/Dermontti\\_Dawson](http://en.wikipedia.org/wiki/Dermontti_Dawson)"

Categories: National Football League players | 1965 births | AFC Pro Bowl players | People from Kentucky | Pittsburgh Steelers players

- This page was last modified 14:32, 4 July 2005.
- All text is available under the terms of the GNU Free Documentation License (see **Copyrights** for details).

scout.com

RSS

NFL

MLB

COLLEGE

FB RECRUITS

BB RECRUITS

PREPS

NASCAR

MORE...

KATRINA

# KENTUCKY SPORTS REPORT

Derrick Jasper: Ready for Washington visit  
 Patrick Christopher: Comments On Texas Visit  
 Thaddeus Lewis: Recruiting Clearing Up?  
 Adrian Cannon: Taking his time  
 Quincy Pondexter: Talks about Washington visit  
 MORE HOT NEWS...

Login | Register for  
 Cont...

7-day  
 FREE TRIAL!

Front Page

Message Boards

Top Stories

Football

FB Recruiting

Basketball

BB Recruiting

Alumni

My HotList™

Site



## UK to retire Dermontti Dawson's jersey No. 57

By *BBD Staff Report*

Date: Aug 24, 2001


**Kentucky announced Friday that former All-SEC guard and NFL All-Pro center Dermontti Dawson will have his jersey No. 57 retired...**

### MAGAZINE COVERAGE

Get the 2005 Recruiting Guide and a full year of *Inside Kentucky Magazine* with an Annual Total Access Pass.



Upgrade your account  
 ADD a Magazine! GO!



LEXINGTON, Ky. --- Dermontti Dawson, an All-Southeastern Conference guard at Kentucky and one of the greatest centers in the history of the National Football League, will have his number 57 UK jersey retired during the season-opening game vs. Louisville on Sept. 1. The announcement was made by Larry Ivy, UK Director of Athletics, at the annual UK Kickoff Luncheon held Friday at the Hyatt Regency Hotel.

Dawson's story is that of the hometown hero. He is a product of Lexington's Bryan Station High School, where he was an all-state lineman. He played guard and center at UK. He was a four-year letterman from 1984-87 and played for the '84 Hall of Fame Bowl championship team. He was named All-SEC following his senior season and was a second-round draft choice of the Pittsburgh Steelers.

Dawson achieved national acclaim during his 13-year pro career, all spent with the Steelers from 1988-2000. He was a seven-time Pro Bowl selection from 1992-98. His effectiveness was matched by his durability, as he played in 170 consecutive games, the second-longest streak in Steelers' history. He played in 184 total games in his career, the fifth-highest mark in team history.

"This is a big honor and I'm very excited," Dawson said. "When I heard about it, I was really shocked, but very happy. This is one of those unexpected things that come along. Not a lot of players get their jerseys retired."

Dawson is happy to be back in Lexington on a more permanent basis. He has maintained an off-season home here with his wife

Distracted watching  
 football?

Is it always  
 debt vs you  
 and you can't win?

Regina (also a UK grad) and their two children.

"It's nice to be back. It's the first time since college that I've been in Lexington full-time," Dawson said. "I haven't been able to keep up with UK football in person and I'm looking forward to that."


When reflecting on his UK playing career, thoughts of one man come to the forefront of Dermontti's mind -- Coach Jerry Claiborne.

"I thank Coach Claiborne for what he did while I was at UK," Dawson said. "Coach Claiborne talked about two things all the time -- character and discipline. I've tried to carry those things with me. He inspired me to play my best and be the best person I could be."

Dawson becomes the 45<sup>th</sup> former Wildcat player or coach to have his jersey retired. Previous honorees include George Adams, Ermal Allen, Sam Ball, Calvin Bird, Rodger Bird, George Blanda, Paul "Bear" Bryant, Warren Bryant, Jerry Claiborne, Blanton Collier, Sonny Collins, Ray Correll, Tim Couch, Bob Davis, Joe Federspiel, Bob Gain, Irv Goode, Mark Higgs, Tom Hutchinson, Clyde Johnson, Wallace "Wah Wah" Jones, John "Shipwreck" Kelly, Ralph Kercheval, Rick Kestner, Jim Kovach, Dicky Lyons, Charlie McClendon, Steve Meilinger, Lou Michaels, Doug Moseley, Rick Norton, Rick Nuzum, Vito "Babe" Parilli, Derrick Ramsey, Jay Rhodemyre, Dave Roller, Howard Schnellenberger, Larry Seiple, Washington "Wash" Serini, Bernie Shively, Art Still, Herschel Turner, Harry Uliniski, and Jeff Van Note.

#### Story Tools

[Top Stories](#) 

[Search Stories](#) 

[Hot News](#) 

[Discuss on Message Boards](#) 

---

[ABOUT US](#)

[PRIVACY POLICY](#)

[TERMS OF SERVICE](#)

[FAIR USE](#)

[JOBS](#)

---

Copyright © 2004 KentuckySportsReport.com and Scout.com. All rights reserved. This website is an unofficial and independent source of news and information, and is not affiliated with any school, team or league.