

#12 | Brian Brohm | 2001-2003

PASSING STATISTICS

Date	Opponent	A-C-I	Pct.	Yds.	TD	Lng	Sk-Yds
8-24-01	North Hardin	16-12-0	75.0	140	1	25	2-28
8-31-01	Jeffersontown	6-6-0	100.0	88	3	23	1-9
9-7-01	Oldham County	23-13-0	56.5	233	2	50	1-13
9-14-01	Ballard	26-15-1	57.7	290	3	72	3-19
9-21-01	St. Xavier	31-16-1	51.6	233	0	45	4-24
9-28-01	South Oldham	13-9-0	69.2	179	3	60	0-0
10-12-01	Shelby County	18-13-0	72.2	228	4	62	1-7
10-19-01	Fern Creek	18-7-0	38.9	157	2	44	0-0
10-26-01	Eastern	17-13-0	76.5	148	1	34	0-0
11-2-01	Simon Kenton	20-14-0	70.0	198	4	45	0-0
11-9-01	Ballard	29-17-0	58.6	305	4	31	0-0
11-16-01	Oldham County	17-12-0	70.6	242	4	49	0-0
11-23-01	Tates Creek	18-15-1	83.3	264	5	77	0-0
12-1-01	Male	21-12-2	57.1	377	3	82	0-0
Sophomore Season (2001)		273-174-5	63.7	3082	39	82	12-100

PASSING STATISTICS

Date	Opponent	A-C-I	Pct.	Yds.	TD	Lng	Sk-Yds
8-23-02	North Hardin	16-14-0	87.5	188	3	46	0-0
8-31-02	Elder (Ohio)	33-23-0	69.7	380	4	41	1-9
9-6-02	Jeffersontown	15-10-0	66.7	165	2	44	1-3
9-13-02	Oldham County	19-15-0	78.9	240	4	55	1-12
9-20-02	Ballard	15-7-1	46.7	85	0	35	1-8
9-27-02	St. Xavier	30-13-0	43.3	154	0	24	2-18
10-4-02	South Oldham	28-15-0	53.6	192	3	51	0-0
10-18-02	Shelby County	24-19-0	79.2	371	5	76	0-0
10-25-02	Fern Creek	19-13-0	68.4	229	2	53	0-0
11-1-02	Eastern	28-22-0	78.6	258	4	50	2-9
11-8-02	Ryle	21-13-0	61.9	308	5	48	0-0
11-15-02	Dixie Heights	25-18-0	72.0	232	2	41	2-14
11-22-02	Boone County	20-12-0	60.0	169	2	32	0-0
11-29-02	Paul Dunbar	17-13-0	76.5	254	4	80	0-0
12-7-02	Male	25-19-0	76.0	552	7	85	1-15
Junior Season (2002)		335-226-1	67.5	3777	47	85	11-88

PASSING STATISTICS

Date	Opponent	A-C-I	Pct.	Yds.	TD	Lng	Sk-Yds
8-23-03	MBA (Tenn.)	53-34-1	64.2	414	1	63	5-33
8-30-03	St. Xavier (Ohio)	30-19-1	63.3	149	1	32	3-9
9-5-03	Manual	39-28-1	71.8	362	4	46	0-0
9-19-03	Seneca	34-16-0	47.1	234	0	40	2-27
9-26-03	St. Xavier	36-20-1	55.6	253	2	41	1-2
10-3-03	Eastern	32-15-1	46.9	189	1	25	2-16
10-10-03	Shelby County	32-22-0	68.8	331	3	34	0-0
10-17-03	Southern	31-24-1	77.4	284	4	38	2-18
10-24-03	Fern Creek	20-13-0	65.0	145	4	31	0-0
10-31-03	Ballard	26-16-0	61.5	201	2	57	2-13
11-7-03	Boone County	19-17-0	89.5	284	5	53	0-0
11-14-03	Shelby County	36-24-0	66.7	302	1	44	1-10
11-21-03	Ballard	19-14-0	73.7	145	2	37	0-0
11-28-03	Paul Dunbar	25-14-2	56.0	261	2	54	3-21
12-6-03	St. Xavier	31-22-0	71.0	166	1	22	1-3
Senior Season (2003)		463-298-8	64.4	3720	33	63	22-152

CAREER STATISTICS

	A-C-I	Pct.	Yds.	TD	Lng	Sk-Yds
Sophomore Season (2001)	273-174-5	63.7	3082	39	82	12-100
Junior Season (2002)	335-226-1	67.5	3777	47	85	11-88
Senior Season (2003)	463-298-8	64.4	3720	33	63	22-152
Career Statistics	1071-698-14		10579	119	85	35-340

BROHM'S CAREER HIGHS

Pass Attempts	53 vs. Montgomery Bell Academy (8-23-03)
Pass Completions	34 vs. Montgomery Bell Academy (8-23-03)
Passing Yards	552 vs. Male (12-7-02)
Touchdowns Passing	7 vs. Male (12-7-02)
Times Sacked	5 vs. Montgomery Bell Academy (8-23-03)


BROHM'S CAREER SUPERLATIVES

7-5	Record when attempting 30 or more passes in a game
8-2	Record when throwing for 300 or more yards in a game
32-1	Record when throwing two touchdowns or more in a game
19-1	Record when not being sacked in a game
7-2	Record when completing 20 or more passes in a game
15-1	Record when throwing four or more touchdowns in a game
5-0	Record when throwing five or more touchdowns in a game

HIGH SCHOOL CAREER NOTES

- 15-0 record in the playoffs as a starting quarterback
- Never lost a game as a starting quarterback in the months of October, November and December.
- Father, Oscar, served as quarterbacks coach during high school career
- Played under two offensive coordinators, head coach Bob Beatty (2003) and Andrew Coverdale (2001, 2002)
- 2003 Kentucky Mr. Football
- Three time KHSAA Class AAAA State Championship Game MVP in 2001, 2002 and 2003
- 2002, 2003 Paul Hornung Award Winner
- 2003 Kentucky Gatorade Player of the Year
- 2003 Frank Camp Award Winner
- Featured on November 18, 2002 cover of Sports Illustrated
- One of 78 players selected to participate in 2004 US Army All-American Bowl
- Starting quarterback of 2001 KHSAA Class AAAA State Champions
- Starting quarterback of 2002 KHSAA Class AAAA State Champions
- Starting quarterback of 2003 KHSAA Class AAAA State Champions
- Led 2002 team to #4 ranking in final USA Today Super 25 Poll
- Led Trinity Basketball team to the state tournament for the first time in school history, losing in the state quarterfinals to future All-American Chris Lofton (Tennessee) and his Mason County Royals in a three-overtime thriller, 66-59... Was named Most Valuable Player of first round win over University Heights in the first round of the National City/KHSAA Sweet 16 @ Boy's State Basketball Tournament at historic Rupp Arena in Lexington, Kentucky... Coached by Mike Szabo
- Led Trinity Baseball team to state tournament... Coached by Steve Tompkins

- Home
- News
- Travel
- Money
- Sports
- Life
- Health
- Real Estate
- Search

powered by Yahoo! 

Preps

- [High school home](#)
- [Prep Rally blog](#)
- [Football scores](#)
- [Boys' basketball scores](#)
- [Girls' basketball scores](#)
- [Super 25 index](#)
- [Recruiting](#)
- Marketplace**
- [Arcade](#)
- [Baseball Tickets](#)
- [NASCAR Tickets](#)
- [Basketball Tickets](#)
- [Shopping](#)
- [Newspaper Classifieds](#)

Preps


▪ [E-MAIL THIS](#) ▪ [PRINT THIS](#) ▪ [SAVE THIS](#) ▪ [MOST POPULAR](#) ▪ [SUBSCRIBE](#)

Posted 8/26/2003 10:53 PM

Brohm rules Kentucky high school landscape

By Jody Demling, The (Louisville) Courier-Journal

Kentucky is best known for its basketball, but over the years the state has turned out some outstanding high school football quarterbacks — Paul Hornung, Phil Simms, Chris Redman and Tim Couch. Some believe the state has outdone itself with its latest, Brian Brohm of Louisville Trinity.



Brian Brohm passed for 552 yards in Louisville Trinity's state title win last season.

By Jamie Rhodes, The (Louisville) Courier-Journal

Some longtime observers of the state's high school scene are calling Brohm, 6-4, 204, who has guided Trinity to back-to-back Class 4A state titles, one of the best quarterbacks the state has produced.

"There's only a handful of guys you can put in the class with Hornung, Redman and Couch," says Bob White, who has covered high school sports at *The Courier-Journal* for more than 40 years. "But without a doubt, Brian is in that group."

Hornung, a former Heisman Trophy winner, goes further, saying Brohm is the "best high school football quarterback ever from the state of Kentucky, period."

"It's nice being compared to all those great players, but I still have a year of high school left," Brohm says. "I just want to keep going and make it the best (season) possible."

Brohm, who has a father and a brother who were standout quarterbacks, was on the cover of *Sports Illustrated* last fall for a story about multisport athletes. Analyst Tom Lemming says Brohm's the nation's best quarterback prospect.

"The thing about Brian is that he's not infatuated by all the hype," Trinity coach Bob Beatty says. "He knows he has things to work on, and he works hard every day. He's going to get bigger and stronger, and I think he's only just begun."

Brohm was born to be a quarterback. His father, Oscar, was a standout quarterback at Louisville Flaget High and later went on to star at the University of Louisville when Lee Corso coached there. His oldest brother, Greg, was a star receiver at Trinity and Louisville, and another brother, Jeff, was the 1988 Kentucky Mr. Football at Trinity and led Louisville to a Liberty Bowl victory his senior year. He went on to play seven years in the NFL and one in the XFL.

RELATED STORIES

Prep football kickoff



- [Louisville QB Brohm a star in the making](#)
- [Five things to watch this year](#)

Exclusive rankings



- [Preseason Super 25 players](#)
- [De La Salle No. 1 again](#)
- [USA TODAY Super 25 teams](#)

Today's Top Sports Stories

- [Prosecutors allege sports players got steroids from online ring](#) - 6:00 PM
- [Steelers say no evidence doctor gave hormones](#) - 11:26 PM
- [Matthews apologizes, says little else](#) - 11:25 PM
- [Steroids are just a click away](#) - 11:30 PM
- ['08 Olympics offer chance to help Chinese workers](#) - 11:17 PM

• [Add USATODAY.com RSS feeds](#)  


Marketplace

[What's this?](#)

Tickets

Buy and sell tickets to premium and sold out events

Search by events or regions:

Location | Select a region ▼ 

Genre | Select a sport ▼ 

powered by 

Ticket holders:

Looking to sell tickets quick? [Register now.](#)

"Everything (Brian) has done was designed to get him to a point," says Oscar, whose daughter, Kim, was a three-sport standout at Spalding College in Louisville. "I guess in flag football we could tell he was going to be pretty good."

Brohm's passing statistics						
2001	174	273	63.7	3,082	39	5
2002	226	335	67.5	3,777	47	1
Career	400	608	65.8	6,859	86	6

Brohm started playing flag football in the first grade, and his team was the only one that was passing at the time.

He was an instant hit when he stepped into the spotlight as the starter during his sophomore season in high school and passed

for 3,082 yards and 39 touchdowns with just five interceptions as Trinity won the Class 4A state title.

Veteran coach Bob Redman of Louisville Male says his son, former Louisville and current Baltimore Ravens quarterback Chris Redman, saw Brohm at an early age while refereeing a peewee game.

"Chris came home and said, 'Dad, you've got to see this kid who was playing quarterback,'" Bob Redman says. "He said, 'This kid could turn out to be better than all of us.' And he was right on. This kid is special."

Brohm, 29-1 as a starter, will try to somehow better the stats from a year ago and help his team become the sixth to win more than two consecutive Kentucky titles.

His season got off to a rough start last weekend when Trinity, which was No. 4 in USA TODAY's preseason Super 25, lost 17-13 to Montgomery Bell Academy (Nashville). Brohm was 34 of 53 for 418 yards with one TD and one interception and was sacked five times.

"There are a lot of expectations and a lot of hype," Oscar Brohm says. "But Brian has been dealing with it for so long, that doesn't bother (him). He just wants to keep winning."

Then it will be time to pick a college. There is Louisville, where brother Jeff is the quarterbacks coach. Kentucky, Notre Dame, Tennessee, Illinois, Alabama, Auburn, Purdue and Iowa have offered scholarships, and Miami (Fla.) has been in contact with the family.

"I have a lot of options," Brohm says. "It's going to be a tough decision. I have a list, but anyone can move in and out.

"I just want to work hard and have a good senior season."

Newspaper Home Delivery - Subscribe Today

USATODAY.com partners: [USA WEEKEND](#) • [Sports Weekly](#) • [Education](#) • [Space.com](#)

[Home](#) • [Travel](#) • [News](#) • [Money](#) • [Sports](#) • [Life](#) • [Tech](#) • [Weather](#)

Resources: [Mobile news](#) • [Site map](#) • [FAQ](#) • [Contact us](#) • [E-mail news](#)
[Jobs with us](#) • [Internships](#) • [Terms of service](#) • [Privacy policy/Your California Privacy Right](#)
[Advertise](#) • [Press Room](#) • [Media Lounge](#) • [Electronic print edition](#) • [Reprints and Permissions](#)

Add USATODAY.com RSS feeds 

The Nation's Homepage

Copyright 2008 USA TODAY, a division of [Gannett Co. Inc.](#)




FOOTBALL



Quicklinks ▾



Brian Brohm



HOMETOWN:
Louisville, Ky.

POSITION:
Co-Offensive Coordinator/Quarterbacks

Brian Brohm comes to The Hill following an eight-year professional career in the National Football League and Canadian Football League, in which he played for the NFL's Green Bay Packers and Buffalo Bills as well as the CFL's Hamilton Tiger Cats and Winnipeg Blue Bombers, and will lead the WKU quarterbacks in 2016.

A second round NFL Draft pick in 2008 (56th overall), Brohm threw for 10,775 yards and 71 touchdowns as a three-year starter for the Cardinals and took home MVP honors in the 2007 Orange Bowl. The Cardinals finished 12-1 in 2006 and No. 6 in the final Associated Press poll, as Brohm led a Louisville attack that finished No. 2 nationally in Total Offense, averaging 475.3 yards per game. Brohm threw a then-school record 30 touchdown passes for the Cardinals in 2007 while his 10,755 career passing yards are No. 2 all-time in Louisville history as are his 4,024 passing yards in 2007. Brohm was



FOOTBALL



Quicklinks

three consecutive seasons (2001-03) and took home MVP honors of all three title games, including a 555-yard, seven-touchdown performance in the 2002 title game. In 2003, Brohm was named Kentucky's "Mr. Football", USA Today's Offensive Player of the Year and Gatorade Player of the Year. Brohm's 119 career passing touchdowns and 698 completions at Trinity both rank sixth all-time in KHSAA history. Brohm's 10,579 passing yards are fifth all-time in KHSAA history.

He is the younger brother of head coach Jeff Brohm and Director of Football Operations Greg Brohm.

THE BRIAN BROHM FILE

PERSONAL

Born: September 23, 1985
Hometown: Louisville, Ky.
College: Louisville, '07

PLAYING CAREER (Quarterback)

High School: Lou. Trinity (2001-03)
College: Louisville (2004-07)
NFL: Green Bay Packers (2008), Buffalo Bills (2009-10)
UFL: Las Vegas Locomotives (2011-12)
CFL: Hamilton Tiger Cats (2013), Winnipeg Blue Bombers (2014-15)

WKUSports Football Home

[Email this article](#)

[Printer-friendly format](#)

Football Practice Report - Oct. 11

09/27/2016

Football Practice Report - Sept. 27

09/20/2016

Football Practice Report - Sept. 20

09/13/2016

Football Practice Report - September 13



Brian Brohm

School: [Louisville](#)

Position: QB

Draft: 2nd round, 56th overall of the [2008 NFL draft](#) by the [Green Bay Packers](#)

Do you use Sports Reference A LOT? Get the fastest browsing experience possible with our [ad-free service](#). Just \$20/year & 0 ads.

Passing

														Passing			
Year	School	Conf	Class	Pos	G	Cmp	Att	Pct	Yds	Y/A	AY/A	TD	Int	Rate			
*2004	Louisville	CUSA	FR	QB	11	66	98	67.3	819	8.4	8.7	6	2	153.7			
*2005	Louisville	Big East	SO	QB	10	207	301	68.8	2883	9.6	10.1	19	5	166.7			
*2006	Louisville	Big East	JR	QB	11	199	313	63.6	3049	9.7	10.0	16	5	159.1			
2007	Louisville	Big East	SR	QB	12	308	473	65.1	4024	8.5	8.6	30	12	152.4			
Career	Louisville					780	1185	65.8	10775	9.1	9.4	71	24	157.9			

Player News

[Sports-Reference.com](#) -- Check out all of the sites in the Sports Reference Family.

Rushing & Receiving

														Rushing				Receiving				Scrimmage			
Year	School	Conf	Class	Pos	G	Att	Yds	Avg	TD	Rec	Yds	Avg	TD	Plays	Yds	Avg	TD								
*2004	Louisville	CUSA	FR	QB	11	27	81	3.0	2					27	81	3.0	2								
*2005	Louisville	Big East	SO	QB	10	41	-36	-0.9	4	1	8	8.0	0	42	-28	-0.7	4								
*2006	Louisville	Big East	JR	QB	11	47	45	1.0	0					47	45	1.0	0								
2007	Louisville	Big East	SR	QB	12	57	-46	-0.8	3	1	-7	-7.0	0	58	-53	-0.9	3								
Career	Louisville					172	44	0.3	9	2	1	0.5	0	174	45	0.3	9								

Defense & Fumbles

														Tackles				Def Int				Fumbles			
Year	School	Conf	Class	Pos	G	Solo	Ass	Tot	Loss	Sk	Int	Yds	Avg	TD	PD	FR	Yds	TD	FF						
*2004	Louisville	CUSA	FR	QB	11																				
*2005	Louisville	Big East	SO	QB	10	1	0	1	0.0	0.0															
*2006	Louisville	Big East	JR	QB	11																				
2007	Louisville	Big East	SR	QB	12																				
Career	Louisville					1	0	1	0.0	0.0															

Scoring

														Touchdowns				Kicking			
Year	School	Conf	Class	Pos	G	Rush	Rec	Int	FR	PR	KR	Oth	Tot	XPM	FGM	2PM	Sfty	Pts			
*2004	Louisville	CUSA	FR	QB	11	2							2					12			
*2005	Louisville	Big East	SO	QB	10	4	0						4					24			
*2006	Louisville	Big East	JR	QB	11	0							0					0			
2007	Louisville	Big East	SR	QB	12	3	0						3					18			
Career	Louisville					9	0						9					54			

Appearances on Leaderboards, Awards, and Honors

Awards & Honors

2005 Big East Offensive Player of the Year

Pass Completions

2005 207 (#1) Big East
 Career 714 (#5) Big East**
 4 Appearances
 ** From 1991 to 2012

Pass Attempts

Career 1087 (#9) Big East**
 4 Appearances
 ** From 1991 to 2012

Pass Completion Percentage

Career 65.7 (#2) Big East**
 5 Appearances
 ** From 1991 to 2012

Passing Yards

2005 2883 (#1) Big East
 Career 9956 (#1) Big East**
 5 Appearances
 ** From 1991 to 2012

Passing Yards Per Attempt

Career 9.1 (#10) NCAA*
Career 9.2 (#1) Big East**
 8 Appearances
 * Since 1956
 ** From 1991 to 2012

Adjusted Passing Yards Per Attempt

Career 9.4 (#16) NCAA*
Career 9.4 (#1) Big East**
 8 Appearances
 * Since 1956
 ** From 1991 to 2012

Passing Touchdowns

2005 19 (#1) Big East
 Career 65 (#5) Big East**
 4 Appearances
 ** From 1991 to 2012

Passing Interceptions

3 Appearances

Passing Efficiency Rating

Career 157.9 (#24) NCAA*
Career 158.3 (#1) Big East**
 8 Appearances
 * Since 1956
 ** From 1991 to 2012

Total Plays

Career 1232 (#11) Big East**
 4 Appearances
 ** From 1991 to 2012

Total Yards

2005 2847 (#1) Big East
 Career 9919 (#5) Big East**
 5 Appearances
 ** From 1991 to 2012

Total Yards Per Play

Career 8.0 (#12) NCAA*
Career 8.1 (#1) Big East**
 6 Appearances
 * Since 1956
 ** From 1991 to 2012

Total Touchdowns

2005 23 (#1) Big East
 Career 72 (#9) Big East**
 4 Appearances
 ** From 1991 to 2012

FOOTBALL

Adam Himmelsbach | Time will never diminish the memory of the 2002 Trinity-Male championship game

10 years after high school football classic, the scoreboard numbers still shimmer

By Adam Himmelsbach December 1, 2012

SHARE

TWEET

EMAIL

The thing about memories is that at some point we subconsciously decide which ones are worth keeping. For example, you probably don't know what you had for lunch two Thursdays ago, because what difference does it make?

But some moments are instantly stashed in a kind of subliminal safe deposit box. They are there for your recollection at any time, and no matter how old they get, they can instantly seem new again once a coat of dust is blown off.

So it is with the 2002 Kentucky Class 4-A state football championship. Even though 10 years have passed since Trinity defeated Male 59-56 in perhaps the greatest game in state history, the memories from the day remain vivid to the participants.

Trinity defensive back Brian Smith remembers stopping at Jersey Mike's for a pregame ham-and-turkey sub. Trinity quarterback Brian Brohm remembers his coaches asking him



Facebook



MOST



to stop scoring so quickly, because the defense needed time to catch its breath. Former Male coach Bob Redman remembers his plan was to run the ball all day long.

"That ended up changing pretty fast," he said with a chuckle.

Everything would have unfolded differently if not for an early-season request from Male's star running back, Michael Bush, who now plays for the Chicago Bears.

All summer, Redman recalled, Bush had pestered him about playing quarterback as a senior. He'd been a quarterback in youth leagues and wanted one more chance before college. Redman figured he owed Bush the opportunity.

Bush then guided the Bulldogs through a perfect season en route to the title game. But that, of course, was where things became more difficult, because Trinity was lurking.

During warmups, Brohm's accuracy suddenly betrayed him, and his throws were hitting turf rather than teammates. His arm felt like Jell-O.

"But for some reason," Brohm said, "as soon as the game started, everything started coming out perfect."

The Shamrocks' offense was unstoppable. When Brohm scored on a 1-yard run with 11:58 left in the fourth quarter, Trinity led 52-35. At that moment, Redman sought out his defensive players, who were gasping for air on the bench.

"It looked like the ballgame was over," he recalled. "I told my guys, 'I love you guys, you've had a great year. I can't tell you how proud I am of you. But you're done. We're not playing any more defense.'"

Redman had decided his best chance — his only chance — was to start trying onside kicks and crossing his fingers.

It almost worked. The Bulldogs scored three TDs in the next 10 minutes. After Bush found Corey James for a 19-yard score with 1:24 left, the Bulldogs recovered the onside kick. The momentum was theirs. The impossible comeback was possible.

Moments later, Bush lofted a pass toward Sergio Spencer in the end zone.

"Touchdown," Redman said he thought to himself. "I thought it was over."



Grad Jagge
2011-12
255 SHAMROCK



But Trinity's 5-foot-8, 145-pound Smith was waiting.

"I just tried to go as deep as I could," Smith recalled. "It was like, 'OK, this is it.'"

He leaped and pulled down the interception, and a game that had been defined by dizzying offenses was sealed with a defensive play.


The final stat lines were mind-boggling. Brohm threw for 552 yards and seven TDs. Bush threw for 468 yards and six TDs and ran for 116 yards and a score. The 115 total points obliterated the state finals record by 38.

Smith and Brohm said people still ask about the game. Redman still has the game film at home — on VHS — and he frequently makes copies for friends. And even though his team lost, he is glad to know he will always have a reminder of that big day to turn to when time moves on and memories fade.

football, Louisville, Football, Male High School (Louisville KY), Spencer County High School (Taylorsville KY), News




LATEST



LIVE TV


RELATED NEWS



NEWS
Trinity rallies to down rival Male



NEWS
Collegiate beats St. X for Seventh Region title



KENTUCKY
Top five most-attended St. X-Trinity games

0 COMMENTS

SIGN IN



1 person livefyre

Jas...
Here
sche
toda
usal

Jas...
@bl
worl
KHS
feel

Jas...
Here
Assc
polls

TRINITY vs MALE (Dec 07, 2002)

- [Box Score](#)
- [Game Summary](#)
- [Team Statistics](#)
- [Individual Statistics](#)
- [Drive Chart](#)
- [Defensive Statistics](#)
- ['Quickie' Statistics](#)
- [Game Participation](#)
- [Play-by-Play](#)
- [Play breakdown](#)

Box Score

Box Score (Final)
TRINITY vs MALE (Dec 07, 2002 at LOUISVILLE, KY)

Score by Quarters	1	2	3	4	Score	
TRINITY.....	14	12	19	14	- 59	Record: (15-0)
MALE.....	7	7	21	21	- 56	Record: (14-1)

Scoring Summary:

1st 08:27 TRINITY - DANIEL MUDD 32 yd pass from BRIAN BROHM (K.H. WILLIAMS kick), 6-71 3:33, TRINITY 7 - MALE 0
 01:28 MALE - SERGIO SPENCER 20 yd run (TODD FLANNERY kick), 7-62 2:39, TRINITY 7 - MALE 7
 01:04 TRINITY - TASHAWN MCBROOM 72 yd pass from BRIAN BROHM (K.H. WILLIAMS kick), 2-73 0:17, TRINITY 14 - MALE 7
 2nd 04:42 MALE - COREY JAMES 21 yd pass from MICHAEL BUSH (TODD FLANNERY kick), 3-33 1:09, TRINITY 14 - MALE 14
 04:03 TRINITY - TASHAWN MCBROOM 45 yd pass from BRIAN BROHM (TEAM kick failed), 2-79 0:31, TRINITY 20 - MALE 14
 00:27 TRINITY - STUART DIERSEN 18 yd pass from BRIAN BROHM (BRIAN BROHM pass failed), 7-51 1:48, TRINITY 26 - MALE 14
 3rd 09:48 MALE - SERGIO SPENCER 18 yd pass from MICHAEL BUSH (TODD FLANNERY kick), 8-80 2:12, TRINITY 26 - MALE 21
 09:24 TRINITY - DANIEL MUDD 36 yd pass from BRIAN BROHM (BRIAN BROHM pass failed), 2-84 0:16, TRINITY 32 - MALE 21
 04:57 TRINITY - TASHAWN MCBROOM 77 yd pass from BRIAN BROHM (K.H. WILLIAMS kick), 1-77 0:10, TRINITY 39 - MALE 21
 03:35 MALE - BRYANT BECK 14 yd pass from MICHAEL BUSH (SERGIO SPENCER pass), 5-80 1:22, TRINITY 39 - MALE 29
 03:13 TRINITY - DANIEL MUDD 85 yd pass from BRIAN BROHM (K.H. WILLIAMS pass failed), 1-85 0:14, TRINITY 45 - MALE 29
 01:06 MALE - ANDREW PATTON 11 yd pass from MICHAEL BUSH (MICHAEL BUSH pass failed), 8-80 2:07, TRINITY 45 - MALE 35
 4th 11:58 TRINITY - BRIAN BROHM 1 yd run (K.H. WILLIAMS kick), 6-76 1:03, TRINITY 52 - MALE 35
 10:02 MALE - MICHAEL BUSH 1 yd run (TODD FLANNERY kick), 7-80 1:56, TRINITY 52 - MALE 42
 08:19 MALE - BRYANT BECK 14 yd pass from MICHAEL BUSH (TODD FLANNERY kick), 4-43 1:30, TRINITY 52 - MALE 49
 02:31 TRINITY - NORB ELBERT 1 yd run (K.H. WILLIAMS kick), 13-80 5:48, TRINITY 59 - MALE 49
 01:24 MALE - COREY JAMES 13 yd pass from MICHAEL BUSH (TODD FLANNERY kick), 7-80 1:07, TRINITY 59 - MALE 56

	TRINITY	MALE
FIRST DOWNS.....	22	41
RUSHES-YARDS (NET).....	23-104	38-159
PASSING YDS (NET).....	552	522
Passes Att-Comp-Int.....	25-19-0	51-36-1
TOTAL OFFENSE PLAYS-YARDS.....	48-656	89-681
Fumble Returns-Yards.....	0-0	0-0
Punt Returns-Yards.....	0-0	2-15
Kickoff Returns-Yards.....	6-104	3-45
Interception Returns-Yards....	1-0	0-0
Punts (Number-Avg).....	2-33.5	1-18.0
Fumbles-Lost.....	0-0	0-0
Penalties-Yards.....	6-56	4-30
Possession Time.....	18:11	29:49
Third-Down Conversions.....	2 of 5	8 of 12
Fourth-Down Conversions.....	1 of 1	0 of 3
Red-Zone Scores-Chances.....	3-3	7-10
Sacks By: Number-Yards.....	2-22	1-14

RUSHING: TRINITY-BRIAN BROHM 9-52; NORB ELBERT 10-46; TASHAWN MCBROOM 2-7; DEQUESE MAY 1-0; TEAM 1-minus 1. MALE-MICHAEL BUSH 24-116; SERGIO SPENCER 13-54; ANDREW PATTON 1-minus 11.

PASSING: TRINITY-BRIAN BROHM 19-25-0-552. MALE-MICHAEL BUSH 33-47-1-468; ANDREW PATTON 3-4-0-54.

RECEIVING: TRINITY-TASHAWN MCBROOM 7-300; DANIEL MUDD 6-201; DEQUESE MAY 3-24; NORB ELBERT 2-9; STUART DIERSEN 1-18. MALE-ANDREW PATTON 11-154; COREY JAMES 7-146; BRYANT BECK 7-73; SERGIO SPENCER 4-47; DALE BAUGHMAN 3-48; MICHAEL BUSH 2-24; STEPHEN GARR 1-18; MIKE MIDDLETON 1-12.

INTERCEPTIONS: TRINITY-BRIAN SMITH 1-0. MALE-None.

FUMBLES: TRINITY-None. MALE-None.

Stadium: CARDINAL Attendance: 20511
 Kickoff time: 4:00 PM End of Game: 7:14 PM Total elapsed time: 3:14
 Officials: Referee: L.V. MCGINTY; Umpire: JOE LEWIS; Linesman: KAVIN MCGRATH;
 Line judge: DAN KAZLAUSKAS; Back judge: GREG BREY;
 Temperature: 42 Wind: SW 12 Weather: SUNNY, CLEAR

STATS PROVIDED BY W.L. STATS, LLC
 WWW.WLSTATS.COM

TRINITY vs MALE (Dec 07, 2002 at LOUISVILLE, KY)

SACKS (UA-A): TRINITY-BLAKE NIX 1-0; KYLE RIGGS 1-0. MALE-SERGIO SPENCER 0-1; NATHAN KUSTES 0-1.

TACKLES (UA-A): TRINITY-MATT BRADY 8-0; ETAIN JOHNSON 7-1; BRIAN SMITH 6-3; KEVONTIS JORDAN 6-2; NICK HAMILTON 5-3; BLAKE NIX 5-3; GLENN NEBLETT 4-0; BRYAN FOWLER 4-1; COLIN MCDERMOTT 3-2; DION LOVETT 2-0; SEAN LYNCH 2-1; DANIEL KALUSING 2-0; DEQUESE MAY 1-0; KYLE RIGGS 1-0; ALEX TEMPLE 1-0. MALE-B.J. ADAMS 6-1; MICHAEL BUSH 5-0; CONRAD DOATY 4-1; COREY JAMES 4-0; NATHAN KUSTES 3-2; SERGIO SPENCER 3-1; MARCUS HUGHES 2-0; CARLOS PATTON 2-0; TRAVIS WATTERS 1-0; DALE BAUGHMAN 1-1; STEPHEN GARR 1-0; MICHAEL HUGHES 1-0; JEMON GUEST 1-0.

Player participation:

TRINITY: 2-TASHAWN MCBROOM, 9-ERIC WEINING, 10-DION LOVETT, 12-BRIAN BROHM, 19-STUART DIERSEN, 20-DREN RIDDLE, 23-BRIAN SMITH, 26-ETAIN JOHNSON, 34-DEQUESE MAY, 36-NICK HAMILTON, 38-BRYAN FOWLER, 41-DANIEL KALUSING, 45-MATT BRADY, 47-NORB ELBERT, 49-COLIN MCDERMOTT, 56-KEVONTIS JORDAN, 59-GLENN NEBLETT, 68-KYLE RIGGS, 72-SEAN LYNCH, 80-DANIEL MUDD, 90-BLAKE NIX, 91-ALEX TEMPLE, 92-K.H. WILLIAMS.

MALE: 2-DALE BAUGHMAN, 5-TRAVIS WATTERS, 8-SERGIO SPENCER, 11-CONRAD DOATY, 14-ANDREW PATTON, 16-NATHAN KUSTES, 19-MICHAEL BUSH, 21-BRYANT BECK, 22-MIKE MIDDLETON, 28-STEPHEN GARR, 29-MICHAEL HUGHES, 31-CARLOS PATTON, 32-JEMON GUEST, 34-B.J. ADAMS, 38-MARCUS HUGHES, 54-VINCENT WEAVER, 82-COREY JAMES, 84-TODD FLANNERY.

Scoring Summary

Scoring Summary (Final)
 2002 KHSAA CLASS AAAA FINALS
 TRINITY vs MALE (Dec 07, 2002 at LOUISVILLE, KY)

TRINITY (15-0) vs. MALE (14-1)

Date: Dec 07, 2002 Site: LOUISVILLE, KY Stadium: CARDINAL
 Attendance: 20511

Score by Quarters	1	2	3	4	Score
TRINITY.....	14	12	19	14	- 59
MALE.....	7	7	21	21	- 56

Scoring Summary:

- 1st 08:27 TRINITY - DANIEL MUDD 32 yd pass from BRIAN BROHM (K.H. WILLIAMS kick)
 6 plays, 71 yards, TOP 3:33, TRINITY 7 - MALE 0
- 01:28 MALE - SERGIO SPENCER 20 yd run (TODD FLANNERY kick)
 7 plays, 62 yards, TOP 2:39, TRINITY 7 - MALE 7
- 01:04 TRINITY - TASHAWN MCBROOM 72 yd pass from BRIAN BROHM (K.H. WILLIAMS kick)
 2 plays, 73 yards, TOP 0:17, TRINITY 14 - MALE 7
- 2nd 04:42 MALE - COREY JAMES 21 yd pass from MICHAEL BUSH (TODD FLANNERY kick)
 3 plays, 33 yards, TOP 1:09, TRINITY 14 - MALE 14
- 04:03 TRINITY - TASHAWN MCBROOM 45 yd pass from BRIAN BROHM (TEAM kick failed)
 2 plays, 79 yards, TOP 0:31, TRINITY 20 - MALE 14
- 00:27 TRINITY - STUART DIERSEN 18 yd pass from BRIAN BROHM (BRIAN BROHM pass failed)
 7 plays, 51 yards, TOP 1:48, TRINITY 26 - MALE 14
- 3rd 09:48 MALE - SERGIO SPENCER 18 yd pass from MICHAEL BUSH (TODD FLANNERY kick)

8 plays, 80 yards, TOP 2:12, TRINITY 26 - MALE 21
 09:24 TRINITY - DANIEL MUDD 36 yd pass from BRIAN BROHM (BRIAN BROHM pass failed)
 2 plays, 84 yards, TOP 0:16, TRINITY 32 - MALE 21
 04:57 TRINITY - TASHAWN MCBROOM 77 yd pass from BRIAN BROHM (K.H. WILLIAMS kick)
 1 play, 77 yards, TOP 0:10, TRINITY 39 - MALE 21
 03:35 MALE - BRYANT BECK 14 yd pass from MICHAEL BUSH (SERGIO SPENCER pass from MICHAEL BUSH)
 5 plays, 80 yards, TOP 1:22, TRINITY 39 - MALE 29
 03:13 TRINITY - DANIEL MUDD 85 yd pass from BRIAN BROHM (K.H. WILLIAMS pass failed)
 1 play, 85 yards, TOP 0:14, TRINITY 45 - MALE 29
 01:06 MALE - ANDREW PATTON 11 yd pass from MICHAEL BUSH (MICHAEL BUSH pass failed)
 8 plays, 80 yards, TOP 2:07, TRINITY 45 - MALE 35
 4th 11:58 TRINITY - BRIAN BROHM 1 yd run (K.H. WILLIAMS kick)
 6 plays, 76 yards, TOP 1:03, TRINITY 52 - MALE 35
 10:02 MALE - MICHAEL BUSH 1 yd run (TODD FLANNERY kick)
 7 plays, 80 yards, TOP 1:56, TRINITY 52 - MALE 42
 08:19 MALE - BRYANT BECK 14 yd pass from MICHAEL BUSH (TODD FLANNERY kick)
 4 plays, 43 yards, TOP 1:30, TRINITY 52 - MALE 49
 02:31 TRINITY - NORB ELBERT 1 yd run (K.H. WILLIAMS kick)
 13 plays, 80 yards, TOP 5:48, TRINITY 59 - MALE 49
 01:24 MALE - COREY JAMES 13 yd pass from MICHAEL BUSH (TODD FLANNERY kick)
 7 plays, 80 yards, TOP 1:07, TRINITY 59 - MALE 56

Kickoff time: 4:00 PM End of Game: 7:14 PM Total elapsed time: 3:14
 Officials: Referee: L.V. MCGINTY; Umpire: JOE LEWIS; Linesman: KAVIN MCGRATH;
 Line judge: DAN KAZLAUSKAS; Back judge: GREG BREY;
 Temperature: 42 Wind: SW 12 Weather: SUNNY, CLEAR

STATS PROVIDED BY W.L. STATS, LLC
 WWW.WLSTATS.COM

Team Statistics

Team Statistics (Final)
 2002 KHSAA CLASS AAAA FINALS
 TRINITY vs MALE (Dec 07, 2002 at LOUISVILLE, KY)

	TRINITY	MALE
FIRST DOWNS.....	22	41
Rushing.....	5	12
Passing.....	15	27
Penalty.....	2	2
Rushing Attempts.....	23	38
Yards Gained Rushing.....	121	195
Yards Lost Rushing.....	17	36
NET YARDS RUSHING.....	104	159
NET YARDS PASSING.....	552	522
Passes Attempted.....	25	51
Passes Completed.....	19	36
Had Intercepted.....	0	1
TOTAL OFFENSIVE PLAYS.....	48	89
TOTAL NET YARDS.....	656	681
Average Gain Per Play.....	13.7	7.7
Fumbles: Number-Lost.....	0-0	0-0
Penalties: Number-Yards.....	6-56	4-30
Number of Punts-Yards.....	2-67	1-18
Average Per Punt.....	33.5	18.0
Punt Returns: Number-Yards....	0-0	2-15
Kickoff Returns: Number-Yards..	6-104	3-45
Interceptions: Number-Yards...	1-0	0-0
Fumble Returns: Number-Yards..	0-0	0-0
Miscellaneous Yards.....	0	0
Possession Time.....	18:11	29:49
Third-Down Conversions.....	2 of 5	8 of 12
Fourth-Down Conversions.....	1 of 1	0 of 3
Red-Zone Scores-Chances.....	3-3	7-10
Sacks By: Number-Yards.....	2-22	1-14

Individual Statistics

Individual Statistics (Final)
2002 KHSAA CLASS AAAA FINALS
TRINITY vs MALE (Dec 07, 2002 at LOUISVILLE, KY)

TRINITY

Rushing	No	Gain	Loss	Net	TD	Lg	Avg
BRIAN BROHM	9	67	15	52	1	48	5.8
NORB ELBERT	10	47	1	46	1	10	4.6
TASHAWN MCBROOM	2	7	0	7	0	6	3.5
DEQUESE MAY	1	0	0	0	0	0	0.0
TEAM	1	0	1	-1	0	0	-1.0
Totals...	23	121	17	104	2	48	4.5

Passing	Att	Cmp	Int	Yds	TD	Long	Sck
BRIAN BROHM	25	19	0	552	7	85	1
Totals...	25	19	0	552	7	85	1

Receiving	No.	Yds	TD	Long
TASHAWN MCBROOM	7	300	3	77
DANIEL MUDD	6	201	3	85
DEQUESE MAY	3	24	0	11
NORB ELBERT	2	9	0	7
STUART DIERSEN	1	18	1	18
Totals...	19	552	7	85

Punting	No.	Yds	Avg	Long	In20
ERIC WEINING	2	67	33.5	36	0
Totals...	2	67	33.5	36	0

All Returns	Punts			Kickoffs			Intercept		
	No.	Yds.	Lg	No.	Yds.	Lg	No.	Yds.	Lg
TASHAWN MCBROOM	0	0	0	3	42	23	0	0	0
DREW RIDDLE	0	0	0	3	62	23	0	0	0
BRIAN SMITH	0	0	0	0	0	0	1	0	0
Totals...	0	0	0	6	104	23	1	0	0

Field goal attempts

FUMBLES; TRINITY-None. MALE-None.

MALE

Rushing	No	Gain	Loss	Net	TD	Lg	Avg
MICHAEL BUSH	24	138	22	116	1	21	4.8
SERGIO SPENCER	13	57	3	54	1	20	4.2
ANDREW PATTON	1	0	11	-11	0	0	-11.0
Totals...	38	195	36	159	2	21	4.2

Passing	Att	Cmp	Int	Yds	TD	Long	Sck
MICHAEL BUSH	47	33	1	468	6	31	2
ANDREW PATTON	4	3	0	54	0	30	0
Totals...	51	36	1	522	6	31	2

Receiving	No.	Yds	TD	Long

ANDREW PATTON	11	154	1	24
COREY JAMES	7	146	2	30
BRYANT BECK	7	73	2	24
SERGIO SPENCER	4	47	1	31
DALE BAUGHMAN	3	48	0	24
MICHAEL BUSH	2	24	0	17
STEPHEN GARR	1	18	0	18
MIKE MIDDLETON	1	12	0	12
Totals...	36	522	6	31

Punting					
	No.	Yds	Avg	Long	In20
TODD FLANNERY	1	18	18.0	18	0
Totals...	1	18	18.0	18	0

All Returns								
	Punts		Kickoffs		Intercept			
	No.	Yds.	Lg	No.	Yds.	Lg	No.	Yds.
SERGIO SPENCER	1	14	14	1	15	15	0	0
DALE BAUGHMAN	0	0	0	1	12	12	0	0
MICHAEL BUSH	1	1	1	1	18	18	0	0
Totals...	2	15	14	3	45	18	0	0

Field goal attempts

FUMBLES: TRINITY-None. MALE-None.

FUMBLES: TRINITY-None. MALE-None.

Drive Chart

Drive Chart (Final)
2002 KHSAA CLASS AAAA FINALS
TRINITY vs MALE (Dec 07, 2002 at LOUISVILLE, KY)

Team	Drive Started			Drive Ended			Consumed		
	Qtr	Spot	Time	Obtained	Spot	Time	How Lost	P1-Yds	TOP
TRINITY	1st	T29	12:00	Kickoff	M00	08:27	*TOUCHDOWN	6-71	03:33
TRINITY	1st	T23	05:09	Downs	T27	04:07	Punt	3-4	01:02
TRINITY	1st	T27	01:21	Kickoff	M00	01:04	*TOUCHDOWN	2-73	00:17
TRINITY	2nd	T11	07:33	Downs	T16	05:51	Punt	3-5	01:42
TRINITY	2nd	T21	04:34	Kickoff	M00	04:03	*TOUCHDOWN	2-79	00:31
TRINITY	2nd	T49	02:15	Punt	M00	00:27	*TOUCHDOWN	7-51	01:48#
TRINITY	3rd	T16	09:40	Kickoff	M00	09:24	*TOUCHDOWN	2-84	00:16
TRINITY	3rd	T23	05:07	Downs	M00	04:57	*TOUCHDOWN	1-77	00:10
TRINITY	3rd	T15	03:27	Kickoff	M00	03:13	*TOUCHDOWN	1-85	00:14
TRINITY	3rd	T24	01:01	Kickoff	M00	11:58	*TOUCHDOWN	6-76	01:03#
TRINITY	4th	T20	08:19	Kickoff	M00	02:31	*TOUCHDOWN	13-80	05:48#
TRINITY	4th	T02	01:11	Interception	T03	00:00	End of half	2-1	01:11
MALE	1st	M34	08:21	Kickoff	T22	05:09	Downs	8-44	03:12#
MALE	1st	M38	04:07	Punt	T00	01:28	*TOUCHDOWN	7-62	02:39#
MALE	1st	M20	01:04	Kickoff	T11	07:33	Downs	15-69	05:31#
MALE	2nd	T33	05:51	Punt	T00	04:42	*TOUCHDOWN	3-33	01:09
MALE	2nd	M22	03:57	Kickoff	M33	02:15	Punt	5-11	01:42
MALE	2nd	M33	00:19	Kickoff	M35	12:00	End of half	1-2	00:19
MALE	3rd	M20	12:00	Kickoff	T00	09:48	*TOUCHDOWN	8-80	02:12#
MALE	3rd	M20	09:24	Kickoff	T23	05:07	Downs	10-57	04:17#
MALE	3rd	M20	04:57	Kickoff	T00	03:35	*TOUCHDOWN	5-80	01:22#
MALE	3rd	M20	03:13	Kickoff	T00	01:06	*TOUCHDOWN	8-80	02:07#
MALE	4th	M20	11:58	Kickoff	T00	10:02	*TOUCHDOWN	7-80	01:56#
MALE	4th	T43	09:49	Kickoff	T00	08:19	*TOUCHDOWN	4-43	01:30#
MALE	4th	M20	02:31	Kickoff	T00	01:24	*TOUCHDOWN	7-80	01:07#
MALE	4th	T45	01:21	Kickoff	T45	01:11	Interception	1-0	00:10

TRINITY	1st	2nd	3rd	4th	1st	2nd	Total
	Qtr	Qtr	Qtr	Qtr	Half	Half	
Time of possession	04:59	04:09	02:02	07:01	09:08	09:03	18:11
3rd Down Conversions	0/1	1/2	0/0	1/2	1/3	1/2	2/5
Avg Field Position	T26	T27	T19	T11	T26	T16	T21
4th Down Conversions	0/0	0/0	0/0	1/1	0/0	1/1	1/1

MALE	1st Qtr	2nd Qtr	3rd Qtr	4th Qtr	1st Half	2nd Half	Total
Time of possession	07:01	07:51	09:58	04:59	14:52	14:57	29:49
3rd Down Conversions	1/2	2/4	2/3	3/3	3/6	5/6	8/12
Avg Field Position	M30	M40	M20	M38	M35	M29	M31
4th Down Conversions	0/1	0/1	0/1	0/0	0/2	0/1	0/3

Drive Chart (By Quarter)

Team	Drive Started			Drive Ended			Consumed	
	Qtr	Spot	Time	Obtained	Spot	Time	How Lost	P1-Yds TOP
TRINITY	1st	T29	12:00	Kickoff	M00	08:27	*TOUCHDOWN	6-71 03:33
MALE	1st	M34	08:21	Kickoff	T22	05:09	Downs	8-44 03:12#
TRINITY	1st	T23	05:09	Downs	T27	04:07	Punt	3-4 01:02
MALE	1st	M38	04:07	Punt	T00	01:28	*TOUCHDOWN	7-62 02:39#
TRINITY	1st	T27	01:21	Kickoff	M00	01:04	*TOUCHDOWN	2-73 00:17
MALE	1st	M20	01:04	Kickoff	T11	07:33	Downs	15-69 05:31#
TRINITY	2nd	T11	07:33	Downs	T16	05:51	Punt	3-5 01:42
MALE	2nd	T33	05:51	Punt	T00	04:42	*TOUCHDOWN	3-33 01:09
TRINITY	2nd	T21	04:34	Kickoff	M00	04:03	*TOUCHDOWN	2-79 00:31
MALE	2nd	M22	03:57	Kickoff	M33	02:15	Punt	5-11 01:42
TRINITY	2nd	T49	02:15	Punt	M00	00:27	*TOUCHDOWN	7-51 01:48#
MALE	2nd	M33	00:19	Kickoff	M35	12:00	End of half	1-2 00:19
MALE	3rd	M20	12:00	Kickoff	T00	09:48	*TOUCHDOWN	8-80 02:12#
TRINITY	3rd	T16	09:40	Kickoff	M00	09:24	*TOUCHDOWN	2-84 00:16
MALE	3rd	M20	09:24	Kickoff	T23	05:07	Downs	10-57 04:17#
TRINITY	3rd	T23	05:07	Downs	M00	04:57	*TOUCHDOWN	1-77 00:10
MALE	3rd	M20	04:57	Kickoff	T00	03:35	*TOUCHDOWN	5-80 01:22#
TRINITY	3rd	T15	03:27	Kickoff	M00	03:13	*TOUCHDOWN	1-85 00:14
MALE	3rd	M20	03:13	Kickoff	T00	01:06	*TOUCHDOWN	8-80 02:07#
TRINITY	3rd	T24	01:01	Kickoff	M00	11:58	*TOUCHDOWN	6-76 01:03#
MALE	4th	M20	11:58	Kickoff	T00	10:02	*TOUCHDOWN	7-80 01:56#
MALE	4th	T43	09:49	Kickoff	T00	08:19	*TOUCHDOWN	4-43 01:30#
TRINITY	4th	T20	08:19	Kickoff	M00	02:31	*TOUCHDOWN	13-80 05:48#
MALE	4th	M20	02:31	Kickoff	T00	01:24	*TOUCHDOWN	7-80 01:07#
MALE	4th	T45	01:21	Kickoff	T45	01:11	Interception	1-0 00:10
TRINITY	4th	T02	01:11	Interception	T03	00:00	End of half	2-1 01:11

Defensive Statistics

Defensive Statistics (Final)
 2002 KHSAA CLASS AAAA FINALS
 TRINITY vs MALE (Dec 07, 2002 at LOUISVILLE, KY)

TRINITY											
#	Player	Solo	Ast	Tot	TFL/Yds	FF	FR-Yd	Intc	PD	Blkd	Sack/Yds QH
45	MATT BRADY	8	.	8.0	/
26	ETAIN JOHNSON	7	1	7.5	0.5/1	/
23	BRIAN SMITH	6	3	7.5	.	.	1-0	3	.	.	/
56	KEVONTIS JORDAN	6	2	7.0	1.0/4	/
36	NICK HAMILTON	5	3	6.5	/
90	BLAKE NIX	5	3	6.5	1.0/6	1.0/6
59	GLENN NEBLETT	4	.	4.0	/
38	BRYAN FOWLER	4	1	4.5	0.5/2	/
49	COLIN MCDERMOTT	3	2	4.0	/
72	SEAN LYNCH	2	1	2.5	/
10	DION LOVETT	2	.	2.0	/
41	DANIEL KALUSING	2	.	2.0	/
34	DEQUESE MAY	1	.	1.0	/
68	KYLE RIGGS	1	.	1.0	1.0/16	1.0/16
91	ALEX TEMPLE	1	.	1.0	1	.	/

MALE

#	Player	Solo	Ast	Tot	TFL/Yds	FF	FR-Yd	Intc	PD	Blkd	Sack/Yds	QH
34	B.J. ADAMS	6	1	6.5	/	.
19	MICHAEL BUSH	5	.	5.0	/	.
11	CONRAD DOATY	4	1	4.5	1.0/1	/	.
82	COREY JAMES	4	.	4.0	1	.	/	.
16	NATHAN KUSTES	3	2	4.0	0.5/7	0.5/7	.
8	SERGIO SPENCER	3	1	3.5	0.5/7	0.5/7	.
31	CARLOS PATTON	2	.	2.0	/	.
38	MARCUS HUGHES	2	.	2.0	1.0/1	/	.
32	JEMON GUEST	1	.	1.0	/	.
2	DALE BAUGHMAN	1	1	1.5	/	.
29	MICHAEL HUGHES	1	.	1.0	/	.
5	TRAVIS WATTERS	1	.	1.0	/	.
28	STEPHEN GARR	1	.	1.0	1	.	/	.
54	VINCENT WEAVER	/	1

Quickie Statistics

Quickie Statistics (Final)
TRINITY vs MALE (Dec 07, 2002 at LOUISVILLE, KY)

	TRINITY	MALE
Score.....	59	56
FIRST DOWNS.....	22	41
RUSHES-YARDS (NET).....	23-104	38-159
PASSING YDS (NET).....	552	522
Passes Att-Comp-Int.....	25-19-0	51-36-1
TOTAL OFFENSE PLAYS-YARDS.....	48-656	89-681
Fumble Returns-Yards.....	0-0	0-0
Punt Returns-Yards.....	0-0	2-15
Kickoff Returns-Yards.....	6-104	3-45
Interception Returns-Yards....	1-0	0-0
Punts (Number-Avg).....	2-33.5	1-18.0
Fumbles-Lost.....	0-0	0-0
Penalties-Yards.....	6-56	4-30
Possession Time.....	18:11	29:49
Third-Down Conversions.....	2 of 5	8 of 12
Fourth-Down Conversions.....	1 of 1	0 of 3
Red-Zone Scores-Chances.....	3-3	7-10

TRINITY						MALE					
Rushing						Rushing					
No	Yds	TD	Lg	Avg		No	Yds	TD	Lg	Avg	
BRIAN BROHM	9	52	1	48	5.8	MICHAEL BUSH	24	116	1	21	4.8
NORB ELBERT	10	46	1	10	4.6	SERGIO SPENCER	13	54	1	20	4.2
TASHAWN MCBROOM	2	7	0	6	3.5	ANDREW PATTON	1	-11	0	0	-11.0
DEQUESE MAY	1	0	0	0	0.0						
Passing						Passing					
AttCmpInt	Yds	TD	Lng			AttCmpInt	Yds	TD	Lng		
BRIAN BROHM	25-19-0	552	7	85		MICHAEL BUSH	47-33-1	468	6	31	
						ANDREW PATTON	4-3-0	54	0	30	
Receiving						Receiving					
No.	Yds	TD	Long			No.	Yds	TD	Long		
TASHAWN MCBROOM	7	300	3	77		ANDREW PATTON	11	154	1	24	
DANIEL MUDD	6	201	3	85		COREY JAMES	7	146	2	30	
DEQUESE MAY	3	24	0	11		BRYANT BECK	7	73	2	24	
NORB ELBERT	2	9	0	7		SERGIO SPENCER	4	47	1	31	
Punting						Punting					
No.	Avg	Long	I20			No.	Avg	Long	I20		
ERIC WEINING	2	33.5	36	0		TODD FLANNERY	1	18.0	18	0	
Punt returns						Punt returns					
No.	Yds	TD	Long			No.	Yds	TD	Long		
						SERGIO SPENCER	1	14	0	14	
						MICHAEL BUSH	1	1	0	1	
Kick returns						Kick returns					
No.	Yds	TD	Long			No.	Yds	TD	Long		
TASHAWN MCBROOM	3	42	0	23		SERGIO SPENCER	1	15	0	15	
DREW RIDDLE	3	62	0	23		DALE BAUGHMAN	1	12	0	12	

Team	Qtr	Time	Scoring play	Conversion	Plays-Yards	TOP	TRINITY - MALE
TRINITY	1st	08:27	DANIEL MUDD 32 yd pass from BRIAN BROHM	K.H. WILLIAMS kick	6-71	3:33	7 - 0
MALE	1st	01:28	SERGIO SPENCER 20 yd run	TODD FLANNERY kick	7-62	2:39	7 - 7
TRINITY	1st	01:04	TASHAWN MCBROOM 72 yd pass from BRIAN BROHM	K.H. WILLIAMS kick	2-73	0:17	14 - 7
MALE	2nd	04:42	COREY JAMES 21 yd pass from MICHAEL BUSH	TODD FLANNERY kick	3-33	1:09	14 - 14
TRINITY	2nd	04:03	TASHAWN MCBROOM 45 yd pass from BRIAN BROHM	TEAM kick failed	2-79	0:31	20 - 14
TRINITY	2nd	00:27	STUART DIERSEN 18 yd pass from BRIAN BROHM	BRIAN BROHM pass failed	7-51	1:48	26 - 14
MALE	3rd	09:48	SERGIO SPENCER 18 yd pass from MICHAEL BUSH	TODD FLANNERY kick	8-80	2:12	26 - 21
TRINITY	3rd	09:24	DANIEL MUDD 36 yd pass from BRIAN BROHM	BRIAN BROHM pass failed	2-84	0:16	32 - 21
TRINITY	3rd	04:57	TASHAWN MCBROOM 77 yd pass from BRIAN BROHM	K.H. WILLIAMS kick	1-77	0:10	39 - 21
MALE	3rd	03:35	BRYANT BECK 14 yd pass from MICHAEL BUSH	SERGIO SPENCER pass	5-80	1:22	39 - 29
TRINITY	3rd	03:13	DANIEL MUDD 85 yd pass from BRIAN BROHM	K.H. WILLIAMS pass failed	1-85	0:14	45 - 29
MALE	3rd	01:06	ANDREW PATTON 11 yd pass from MICHAEL BUSH	MICHAEL BUSH pass failed	8-80	2:07	45 - 35
TRINITY	4th	11:58	BRIAN BROHM 1 yd run	K.H. WILLIAMS kick	6-76	1:03	52 - 35
MALE	4th	10:02	MICHAEL BUSH 1 yd run	TODD FLANNERY kick	7-80	1:56	52 - 42
MALE	4th	08:19	BRYANT BECK 14 yd pass from MICHAEL BUSH	TODD FLANNERY kick	4-43	1:30	52 - 49
TRINITY	4th	02:31	NORB ELBERT 1 yd run	K.H. WILLIAMS kick	13-80	5:48	59 - 49
MALE	4th	01:24	COREY JAMES 13 yd pass from MICHAEL BUSH	TODD FLANNERY kick	7-80	1:07	59 - 56

Participation Report

Participation Report (Final)
2002 KHSAA CLASS AAAA FINALS
TRINITY vs MALE (Dec 07, 2002 at LOUISVILLE, KY)

TRINITY: 2-TASHAWN MCBROOM, 9-ERIC WEINING, 10-DION LOVETT, 12-BRIAN BROHM, 19-STUART DIERSEN, 20-DREW RIDDLE, 23-BRIAN SMITH, 26-ETAIN JOHNSON, 34-DEQUESE MAY, 36-NICK HAMILTON, 38-BRYAN FOWLER, 41-DANIEL KALUSING, 45-MATT BRADY, 47-NORB ELBERT, 49-COLIN MCDERMOTT, 56-KEVONTIS JORDAN, 59-GLENN NEBLETT, 68-KYLE RIGGS, 72-SEAN LYNCH, 80-DANIEL MUDD, 90-BLAKE NIX, 91-ALEX TEMPLE, 92-K.H. WILLIAMS.

MALE: 2-DALE BAUGHMAN, 5-TRAVIS WATTERS, 8-SERGIO SPENCER, 11-CONRAD DOATY, 14-ANDREW PATTON, 16-NATHAN KUSTES, 19-MICHAEL BUSH, 21-BRYANT BECK, 22-MIKE MIDDLETON, 28-STEPHEN GARR, 29-MICHAEL HUGHES, 31-CARLOS PATTON, 32-JEMON GUEST, 34-B.J. ADAMS, 38-MARCUS HUGHES, 54-VINCENT WEAVER, 82-COREY JAMES, 84-TODD FLANNERY.

Play-by-Play Summary

Play-by-Play Summary (1st quarter)
2002 KHSAA CLASS AAAA FINALS
TRINITY vs MALE (Dec 07, 2002 at LOUISVILLE, KY)

T 1-10 T40 MALE WINS TOSS, DEFERS TO 2ND HALF, TRINITY WILL DEFEND SOUTH GOAL
MALE ball on MALE40.

TODD FLANNERY kickoff 54 yards to the TRINITY6, DREW RIDDLE return 23 yards to the TRINITY29, out-of-bounds (COREY JAMES).

T 1-10 T29 [SHOT], BRIAN BROHM pass complete to DEQUESE MAY for 11 yards to the TRINITY40, 1ST DOWN TRINITY, out-of-bounds (MICHAEL BUSH).

T 1-10 T40 PENALTY MALE Encroachment 5 yards to the TRINITY45.

T 1-5 T45 [SHOT], BRIAN BROHM pass complete to NORB ELBERT for 2 yards to the TRINITY47 (SERGIO SPENCER).

T 2-3 T47 PENALTY MALE Encroachment 5 yards to the MALE48, 1ST DOWN TRINITY.

T 1-10 M48 TASHAWN MCBROOM rush over left end for 6 yards to the MALE42 (JEMON GUEST).

T 2-4 M42 [SHOT], BRIAN BROHM pass complete to NORB ELBERT for 7 yards to the MALE35, 1ST DOWN TRINITY.

T 1-10 M35 BRIAN BROHM rush up middle for 3 yards to the MALE32 (NATHAN KUSTES).

T 2-7 M32 [SHOT], BRIAN BROHM pass complete to DANIEL MUDD for 32 yards to the MALE0, 1ST DOWN TRINITY, TOUCHDOWN, clock 08:27.
K.H. WILLIAMS kick attempt good.

=====
TRINITY 7, MALE 0

----- 6 plays, 71 yards, TOP 03:33 -----

K.H. WILLIAMS kickoff 38 yards to the MALE22, DALE BAUGHMAN return 12 yards to the MALE34 (DANIEL KALUSING).

M 1-10 M34 MALE drive start at 08:21 (1st).
 M 1-10 M34 [SHOT], SERGIO SPENCER rush over left end for 6 yards to the MALE40 (ETAİN JOHNSON).
 M 2-4 M40 [SHOT], MICHAEL BUSH rush over left end for 8 yards to the MALE48, 1ST DOWN MALE, out-of-bounds (ETAİN JOHNSON).
 M 1-10 M48 [SHOT], SERGIO SPENCER rush over right end for 2 yards to the 50 yardline (KEVONTIS JORDAN).
 M 2-8 M50 [SHOT], MICHAEL BUSH pass complete to ANDREW PATTON for 24 yards to the TRINITY26, 1ST DOWN MALE (COLIN MCDERMOTT;BRIAN SMITH).
 M 1-10 T26 [SHOT], MICHAEL BUSH rush QBACK KEEPER for 4 yards to the TRINITY22, out-of-bounds (ETAİN JOHNSON).
 M 2-6 T22 [SHOT], SERGIO SPENCER rush over right end for 2 yards to the TRINITY20 (BLAKE NIX).
 M 3-4 T20 [SHOT], MICHAEL BUSH pass complete to SERGIO SPENCER for loss of 4 yards to the TRINITY24 (KEVONTIS JORDAN).
 M 4-8 T24 [SHOT], MICHAEL BUSH pass complete to SERGIO SPENCER for 2 yards to the TRINITY22 (NICK HAMILTON;KEVONTIS JORDAN).

----- 8 plays, 44 yards, TOP 03:12 -----

T 1-10 T22 TRINITY drive start at 05:09 (1st).
 T 1-10 T22 TRINITY ball on TRINITY23.
 T 1-10 T23 [SHOT], BRIAN BROHM pass incomplete to DEQUESE MAY, PENALTY MALE pass interference (MICHAEL BUSH) 15 yards to the TRINITY38, 1ST DOWN TRINITY, NO PLAY.
 T 1-10 T38 NORB ELBERT rush up middle for 3 yards to the TRINITY41 (NATHAN KUSTES).
 T 2-7 T41 BRIAN BROHM pass incomplete to NORB ELBERT.
 T 3-7 T41 [SHOT], BRIAN BROHM sacked for loss of 14 yards to the TRINITY27 (SERGIO SPENCER;NATHAN KUSTES), PENALTY TRINITY illegal procedure declined.
 T 4-21 T27 ERIC WEINING punt 36 yards to the MALE37, MICHAEL BUSH return 1 yards to the MALE38 (COLIN MCDERMOTT).

----- 3 plays, 4 yards, TOP 01:02 -----

M 1-10 M38 MALE drive start at 04:07 (1st).
 M 1-10 M38 [SHOT], SERGIO SPENCER rush over left end for 6 yards to the MALE44 (NICK HAMILTON).
 M 2-4 M44 [SHOT], MICHAEL BUSH pass complete to MIKE MIDDLETON for 12 yards to the TRINITY44, 1ST DOWN MALE (BRIAN SMITH).
 M 1-10 T44 [SHOT], MICHAEL BUSH rush up middle for 4 yards to the TRINITY40 (KEVONTIS JORDAN;BLAKE NIX).
 M 2-6 T40 [SHOT], MICHAEL BUSH pass incomplete to SERGIO SPENCER.
 M 3-6 T40 [SHOT], MICHAEL BUSH pass complete to ANDREW PATTON for 13 yards to the TRINITY27, 1ST DOWN MALE (MATT BRADY).
 M 1-10 T27 [SHOT], MICHAEL BUSH rush QBACK KEEPER for 7 yards to the TRINITY20 (COLIN MCDERMOTT;NICK HAMILTON).
 M 2-3 T20 [SHOT], SERGIO SPENCER rush over right end for 20 yards to the TRINITY0, 1ST DOWN MALE, TOUCHDOWN, clock 01:28.
 M 1-0 T02 PENALTY TRINITY Encroachment 1 yards to the TRINITY1. TODD FLANNERY kick attempt good.

 TRINITY 7, MALE 7

----- 7 plays, 62 yards, TOP 02:39 -----

TODD FLANNERY kickoff 55 yards to the TRINITY5, DREW RIDDLE return 22 yards to the TRINITY27 (MICHAEL HUGHES).

T 1-10 T27 TRINITY drive start at 01:21 (1st).
 T 1-10 T27 [SHOT], BRIAN BROHM rush over left end for 1 yard to the TRINITY28, out-of-bounds (STEPHEN GARR).
 T 2-9 T28 [SHOT], BRIAN BROHM pass complete to TASHAWN MCBROOM for 72 yards to the MALE0, 1ST DOWN TRINITY, TOUCHDOWN, clock 01:04.
 K.H. WILLIAMS kick attempt good.

 TRINITY 14, MALE 7

----- 2 plays, 73 yards, TOP 00:17 -----

K.H. WILLIAMS kickoff 60 yards to the MALE0, touchback.

M 1-10 M20 MALE drive start at 01:04 (1st).
 M 1-10 M20 [SHOT], MICHAEL BUSH rush QBACK KEEPER for 12 yards to the MALE32, 1ST DOWN MALE, out-of-bounds (KEVONTIS JORDAN).
 M 1-10 M32 [SHOT], SERGIO SPENCER rush over left end for 4 yards to the MALE36

(ALEX TEMPLE).
 M 2-6 M36 [SHOT], MICHAEL BUSH rush over left tackle for 5 yards to the MALE41
 (COLIN MCDERMOTT).

==END OF 1st QUARTER==
 TRINITY 14, MALE 7
 =====

Play-by-Play Summary (2nd quarter)

M 3-1 M41 Start of 2nd quarter, clock 12:00.
 M 3-1 M41 SERGIO SPENCER rush up middle for 2 yards to the MALE43, 1ST DOWN
 MALE (GLENN NEBLETT).
 M 1-10 M43 [SHOT], MICHAEL BUSH pass incomplete (ALEX TEMPLE).
 M 2-10 M43 [SHOT], MICHAEL BUSH pass complete to ANDREW PATTON for 9 yards to the
 TRINITY48 (KEVONTIS JORDAN).
 M 3-1 T48 [SHOT], MICHAEL BUSH rush over left tackle for 5 yards to the TRINITY43,
 1ST DOWN MALE (MATT BRADY).
 M 1-10 T43 [SHOT], MICHAEL BUSH pass incomplete to COREY JAMES.
 M 2-10 T43 [SHOT], MICHAEL BUSH rush over left end for 14 yards to the TRINITY29,
 1ST DOWN MALE (BRYAN FOWLER).
 M 1-10 T29 MICHAEL BUSH rush QBACK KEEPER for 2 yards to the TRINITY27 (BLAKE NIX).
 M 2-8 T27 [SHOT], MICHAEL BUSH pass complete to COREY JAMES for 22 yards to the
 TRINITY5, 1ST DOWN MALE (MATT BRADY).
 M 1-6 T05 SERGIO SPENCER rush over left end for loss of 3 yards to the TRINITY8
 (BRYAN FOWLER;ETAIN JOHNSON).
 M 2-G T08 Timeout TRINITY, clock 08:27.
 M 2-G T08 [SHOT], MICHAEL BUSH pass incomplete to ANDREW PATTON.
 M 3-G T08 [SHOT], MICHAEL BUSH rush QBACK KEEPER for 3 yards to the TRINITY5 (SEAN
 LYNCH).
 M 4-G T05 [SHOT], MICHAEL BUSH sacked for loss of 6 yards to the TRINITY11 (BLAKE
 NIX).

----- 15 plays, 69 yards, TOP 05:31 -----

T 1-10 T11 TRINITY drive start at 07:33 (2nd).
 T 1-10 T11 PENALTY MALE Encroachment 5 yards to the TRINITY16.
 T 1-5 T16 [SHOT], BRIAN BROHM rush over right tackle for loss of 1 yard to the
 TRINITY15 (CONRAD DOATY).
 T 2-6 T15 [SHOT], BRIAN BROHM pass complete to TASHAWN MCBROOM for 1 yard to the
 TRINITY16 (B.J. ADAMS).
 T 3-5 T16 [SHOT], BRIAN BROHM pass incomplete to DEQUESE MAY (COREY JAMES), PENALTY
 TRINITY illegal procedure declined.
 T 4-5 T16 ERIC WEINING punt 31 yards to the TRINITY47, SERGIO SPENCER return 14 yards
 to the TRINITY33 (DEQUESE MAY).

----- 3 plays, 5 yards, TOP 01:42 -----

M 1-10 T33 MALE drive start at 05:51 (2nd).
 M 1-10 T33 [SHOT], MICHAEL BUSH rush over right end for 11 yards to the TRINITY22,
 1ST DOWN MALE (BLAKE NIX;BRIAN SMITH).
 M 1-10 T22 [SHOT], SERGIO SPENCER rush up middle for 1 yard to the TRINITY21 (GLENN
 NEBLETT).
 M 2-9 T21 [SHOT], MICHAEL BUSH pass complete to COREY JAMES for 21 yards to the
 TRINITY0, 1ST DOWN MALE, TOUCHDOWN, clock 04:42.
 TODD FLANNERY kick attempt good.

=====

TRINITY 14, MALE 14

=====

----- 3 plays, 33 yards, TOP 01:09 -----

TODD FLANNERY kickoff 56 yards to the TRINITY4, DREW RIDDLE return 17
 yards to the TRINITY21 (DALE BAUGHMAN;NATHAN KUSTES).
 T 1-10 T21 TRINITY drive start at 04:34 (2nd).
 T 1-10 T21 [SHOT], BRIAN BROHM pass complete to TASHAWN MCBROOM for 34 yards to the
 MALE45, 1ST DOWN TRINITY (TRAVIS WATTERS).
 T 1-10 M45 [SHOT], BRIAN BROHM pass complete to TASHAWN MCBROOM for 45 yards to the
 MALE0, 1ST DOWN TRINITY, TOUCHDOWN, clock 04:03.
 TEAM kick attempt failed.
 BAD SNAP ON PAT

=====

TRINITY 20, MALE 14

=====

----- 2 plays, 79 yards, TOP 00:31 -----

K.H. WILLIAMS kickoff 53 yards to the MALE7, SERGIO SPENCER return 15 yards

to the MALE22 (DANIEL KALUSING).

M 1-10 M22 MALE drive start at 03:57 (2nd).
 M 1-10 M22 [SHOT], MICHAEL BUSH pass complete to DALE BAUGHMAN for 9 yards to the MALE31.
 M 2-1 M31 [SHOT], MICHAEL BUSH rush up middle for 3 yards to the MALE34, **1ST DOWN MALE** (BLAKE NIX).
 M 1-10 M34 [SHOT], MICHAEL BUSH pass incomplete to SERGIO SPENCER, **PENALTY TRINITY pass interference (MATT BRADY) 15 yards to the MALE49, 1ST DOWN MALE, NO PLAY.**
 M 1-10 M49 [SHOT], MICHAEL BUSH pass incomplete to STEPHEN GARR.
 M 2-10 M49 [SHOT], MICHAEL BUSH pass incomplete to ANDREW PATTON.
 M 3-10 M49 [SHOT], MICHAEL BUSH sacked for loss of 16 yards to the MALE33 (KYLE RIGGS).
 M 4-26 M33 TODD FLANNERY punt 18 yards to the TRINITY49, out-of-bounds.
 ----- 5 plays, 11 yards, TOP 01:42 -----

T 1-10 T49 TRINITY drive start at 02:15 (2nd).
 T 1-10 T49 TASHAWN MCBROOM rush PITCH RIGHT for 1 yard to the 50 yardline (B.J. ADAMS).
 T 2-9 T50 [SHOT], BRIAN BROHM pass complete to DEQUESE MAY for 8 yards to the MALE42 (COREY JAMES).
 T 3-1 M42 NORB ELBERT rush up middle for 10 yards to the MALE32, **1ST DOWN TRINITY** (MICHAEL BUSH).
 T 1-10 M32 [SHOT], BRIAN BROHM pass complete to DEQUESE MAY for 5 yards to the MALE27 (COREY JAMES).
 T 2-5 M27 Timeout TRINITY, clock 00:44.
 T 2-5 M27 [SHOT], BRIAN BROHM pass complete to DANIEL MUDD for 9 yards to the MALE18, **1ST DOWN TRINITY**, out-of-bounds (SERGIO SPENCER).
 T 1-10 M18 Timeout MALE, clock 00:38.
 T 1-10 M18 [SHOT], BRIAN BROHM pass incomplete to TASHAWN MCBROOM.
 T 2-10 M18 BRIAN BROHM pass complete to STUART DIERSEN for 18 yards to the MALE0, **1ST DOWN TRINITY, TOUCHDOWN**, clock 00:27.
 BRIAN BROHM pass attempt failed.

=====

TRINITY 26, MALE 14

=====

----- 7 plays, 51 yards, TOP 01:48 -----

K.H. WILLIAMS kickoff 45 yards to the MALE15, MICHAEL BUSH return 18 yards to the MALE33 (ETAIN JOHNSON).

M 1-10 M33 MALE drive start at 00:19 (2nd).
 M 1-10 M33 [SHOT], MICHAEL BUSH rush up middle for 2 yards to the MALE35 (GLENN NEBLETT).
 M 2-8 M35 End of 1st half, clock 00:00.

==END OF 2nd QUARTER==

TRINITY 26, MALE 14

=====

Play-by-Play Summary (3rd quarter)

M 2-8 M35 Start of 3rd quarter, clock 12:00, TRINITY ball on TRINITY40.

----- 1 plays, 2 yards, TOP 00:19 -----

K.H. WILLIAMS kickoff 60 yards to the MALE0, touchback.

M 1-10 M20 MALE drive start at 12:00 (3rd).
 M 1-10 M20 [SHOT], MICHAEL BUSH pass incomplete to STEPHEN GARR.
 M 2-10 M20 [SHOT], MICHAEL BUSH pass complete to STEPHEN GARR for 18 yards to the MALE38, **1ST DOWN MALE** (ETAIN JOHNSON), **PENALTY TRINITY holding declined.**
 M 1-10 M38 [SHOT], MICHAEL BUSH pass incomplete to COREY JAMES, **PENALTY TRINITY pass interference (BRIAN SMITH) 15 yards to the TRINITY47, 1ST DOWN MALE, NO PLAY.**
 M 1-10 T47 [SHOT], MICHAEL BUSH pass complete to ANDREW PATTON for 10 yards to the TRINITY37, **1ST DOWN MALE** (MATT BRADY).
 M 1-10 T37 [SHOT], MICHAEL BUSH pass incomplete to STEPHEN GARR.
 M 2-10 T37 [SHOT], ANDREW PATTON pass complete to MICHAEL BUSH for 17 yards to the TRINITY20, **1ST DOWN MALE** (ETAIN JOHNSON).
 M 1-10 T20 [SHOT], SERGIO SPENCER rush over right end for 2 yards to the TRINITY18 (BRIAN SMITH).
 M 2-8 T18 [SHOT], MICHAEL BUSH pass incomplete to BRYANT BECK.
 M 3-8 T18 [SHOT], MICHAEL BUSH pass complete to SERGIO SPENCER for 18 yards to the TRINITY0, **1ST DOWN MALE, TOUCHDOWN**, clock 09:48.
 TODD FLANNERY kick attempt good.

=====

TRINITY 26, MALE 21

----- 8 plays, 80 yards, TOP 02:12 -----

TODD FLANNERY kickoff 53 yards to the TRINITY7, TASHAWN MCBROOM return 9 yards to the TRINITY16 (CARLOS PATTON).

T 1-10 T16 TRINITY drive start at 09:40 (3rd).
 T 1-10 T16 BRIAN BROHM pass complete to TASHAWN MCBROOM for 48 yards to the MALE36, 1ST DOWN TRINITY, out-of-bounds (COREY JAMES).
 T 1-10 M36 [SHOT], BRIAN BROHM pass complete to DANIEL MUDD for 36 yards to the MALE0, 1ST DOWN TRINITY, TOUCHDOWN, clock 09:24.
 BRIAN BROHM pass attempt failed.

=====

TRINITY 32, MALE 21

=====

----- 2 plays, 84 yards, TOP 00:16 -----

K.H. WILLIAMS kickoff 60 yards to the MALE0, touchback.

M 1-10 M20 MALE drive start at 09:24 (3rd).
 M 1-10 M20 MICHAEL BUSH rush over left end for 9 yards to the MALE29, out-of-bounds (DION LOVETT).
 M 2-1 M29 [SHOT], MICHAEL BUSH rush up middle for 2 yards to the MALE31, 1ST DOWN MALE (GLENN NEBLETT).
 M 1-10 M31 [SHOT], MICHAEL BUSH pass complete to ANDREW PATTON for 9 yards to the MALE40 (BLAKE NIX;BRIAN SMITH).
 M 2-1 M40 [SHOT], ANDREW PATTON pass complete to COREY JAMES for 30 yards to the TRINITY30, 1ST DOWN MALE.
 M 1-10 T30 [SHOT], SERGIO SPENCER rush over right end for 8 yards to the TRINITY22 (SEAN LYNCH).
 M 2-2 T22 [SHOT], ANDREW PATTON pass complete to MICHAEL BUSH for 7 yards to the TRINITY15, 1ST DOWN MALE.
 M 1-10 T15 [SHOT], SERGIO SPENCER rush over right tackle for 3 yards to the TRINITY12 (MATT BRADY).
 M 2-7 T12 [SHOT], ANDREW PATTON rush for loss of 11 yards to the TRINITY23.
 M 3-18 T23 [SHOT], MICHAEL BUSH pass incomplete to STEPHEN GARR (BRIAN SMITH).
 M 4-18 T23 Timeout MALE, clock 05:11.
 M 4-18 T23 Timeout TRINITY, clock 05:11.
 M 4-18 T23 [SHOT], ANDREW PATTON pass incomplete to SERGIO SPENCER.

----- 10 plays, 57 yards, TOP 04:17 -----

T 1-10 T23 TRINITY drive start at 05:07 (3rd).
 T 1-10 T23 [SHOT], BRIAN BROHM pass complete to TASHAWN MCBROOM for 77 yards to the MALE0, 1ST DOWN TRINITY, TOUCHDOWN, clock 04:57.
 K.H. WILLIAMS kick attempt good.

=====

TRINITY 39, MALE 21

=====

----- 1 plays, 77 yards, TOP 00:10 -----

K.H. WILLIAMS kickoff 60 yards to the MALE0, touchback.

M 1-10 M20 MALE drive start at 04:57 (3rd).
 M 1-10 M20 [SHOT], MICHAEL BUSH pass complete to BRYANT BECK for 6 yards to the MALE26 (NICK HAMILTON).
 M 2-4 M26 [SHOT], MICHAEL BUSH pass complete to SERGIO SPENCER for 31 yards to the TRINITY43, 1ST DOWN MALE (MATT BRADY).
 M 1-10 T43 [SHOT], MICHAEL BUSH rush over left end for 10 yards to the TRINITY33, 1ST DOWN MALE (MATT BRADY).
 M 1-10 T33 [SHOT], MICHAEL BUSH pass complete to COREY JAMES for 14 yards to the TRINITY19, 1ST DOWN MALE (BRIAN SMITH).
 M 1-10 T19 PENALTY TRINITY substitution infraction 5 yards to the TRINITY14.
 M 1-5 T14 [SHOT], MICHAEL BUSH pass complete to BRYANT BECK for 14 yards to the TRINITY0, 1ST DOWN MALE, TOUCHDOWN, clock 03:35.
 MICHAEL BUSH pass attempt to SERGIO SPENCER good.

=====

TRINITY 39, MALE 29

=====

----- 5 plays, 80 yards, TOP 01:22 -----

TODD FLANNERY kickoff 55 yards to the TRINITY5, TASHAWN MCBROOM return 10 yards to the TRINITY15 (DALE BAUGHMAN).

T 1-10 T15 TRINITY drive start at 03:27 (3rd).
 T 1-10 T15 [SHOT], BRIAN BROHM pass complete to DANIEL MUDD for 85 yards to the MALE0, 1ST DOWN TRINITY, TOUCHDOWN, clock 03:13.
 K.H. WILLIAMS pass attempt failed.

=====

TRINITY 45, MALE 29

=====

----- 1 plays, 85 yards, TOP 00:14 -----

K.H. WILLIAMS kickoff 60 yards to the MALE0, touchback.

M 1-10 M20 MALE drive start at 03:13 (3rd).
 M 1-10 M20 [SHOT], MICHAEL BUSH pass complete to ANDREW PATTON for 14 yards to the MALE34, 1ST DOWN MALE (KEVONTIS JORDAN).
 M 1-10 M34 [SHOT], MICHAEL BUSH pass complete to BRYANT BECK for 7 yards to the MALE41 (ETAINE JOHNSON).
 M 2-3 M41 [SHOT], SERGIO SPENCER rush over right end for 1 yard to the MALE42 (BLAKE NIX).
 M 3-2 M42 [SHOT], MICHAEL BUSH rush over left end for 6 yards to the MALE48, 1ST DOWN MALE, out-of-bounds (NICK HAMILTON).
 M 1-10 M48 [SHOT], MICHAEL BUSH pass complete to COREY JAMES for 29 yards to the TRINITY23, 1ST DOWN MALE (DION LOVETT).
 M 1-10 T23 [SHOT], MICHAEL BUSH pass complete to ANDREW PATTON for 12 yards to the TRINITY11, 1ST DOWN MALE (BRYAN FOWLER).
 M 1-10 T11 [SHOT], MICHAEL BUSH pass incomplete to COREY JAMES.
 M 2-10 T11 [SHOT], MICHAEL BUSH pass complete to ANDREW PATTON for 11 yards to the TRINITY0, 1ST DOWN MALE, TOUCHDOWN, clock 01:06.
 MICHAEL BUSH pass attempt failed.

=====

TRINITY 45, MALE 35

=====

----- 8 plays, 80 yards, TOP 02:07 -----

TODD FLANNERY kickoff 59 yards to the TRINITY1, TASHAWN MCBROOM return 23 yards to the TRINITY24 (B.J. ADAMS).

T 1-10 T24 TRINITY drive start at 01:01 (3rd).
 T 1-10 T24 [SHOT], BRIAN BROHM pass incomplete to TASHAWN MCBROOM, QB hurry by VINCENT WEAVER.
 T 2-10 T24 [SHOT], BRIAN BROHM rush up middle for 48 yards to the MALE28, 1ST DOWN TRINITY, out-of-bounds (MICHAEL BUSH).
 T 1-10 M28 [SHOT], BRIAN BROHM pass complete to DANIEL MUDD for 17 yards to the MALE11, 1ST DOWN TRINITY, out-of-bounds (NATHAN KUSTES).
 T 1-10 M11 BRIAN BROHM pass incomplete to STUART DIERSEN.
 T 2-10 M11 NORB ELBERT rush up middle for 10 yards to the MALE1, 1ST DOWN TRINITY (CONRAD DOATY).

==END OF 3rd QUARTER==

=====

TRINITY 45, MALE 35

=====

Play-by-Play Summary (4th quarter)

T 1-G M01 Start of 4th quarter, clock 12:00.
 T 1-G M01 BRIAN BROHM rush QBACK KEEPER for 1 yard to the MALE0, TOUCHDOWN, clock 11:58.
 K.H. WILLIAMS kick attempt good.

=====

TRINITY 52, MALE 35

=====

----- 6 plays, 76 yards, TOP 01:03 -----

K.H. WILLIAMS kickoff 60 yards to the MALE0, touchback.

M 1-10 M20 MALE drive start at 11:58 (4th).
 M 1-10 M20 [SHOT], MICHAEL BUSH pass complete to ANDREW PATTON for 20 yards to the MALE40, 1ST DOWN MALE (BRYAN FOWLER).
 M 1-10 M40 [SHOT], MICHAEL BUSH pass complete to DALE BAUGHMAN for 15 yards to the TRINITY45, 1ST DOWN MALE (MATT BRADY).
 M 1-10 T45 [SHOT], MICHAEL BUSH pass complete to DALE BAUGHMAN for 24 yards to the TRINITY21, 1ST DOWN MALE (NICK HAMILTON).
 M 1-10 T21 [SHOT], MICHAEL BUSH pass complete to COREY JAMES for 17 yards to the TRINITY4, 1ST DOWN MALE (BRIAN SMITH).
 M 1-G T04 [SHOT], MICHAEL BUSH rush over left end for 3 yards to the TRINITY1, out-of-bounds (SEAN LYNCH;NICK HAMILTON).
 M 2-G T01 MICHAEL BUSH rush QBACK KEEPER for no gain to the TRINITY1 (NICK HAMILTON).
 M 3-G T01 MICHAEL BUSH rush QBACK KEEPER for 1 yard to the TRINITY0, TOUCHDOWN, clock 10:02.
 TODD FLANNERY kick attempt good.

=====

TRINITY 52, MALE 42

=====

----- 7 plays, 80 yards, TOP 01:56 -----

TODD FLANNERY kickoff 17 yards to the TRINITY43, on-side kick, recovered by MALE on TRINITY43.

- M 1-10 T43 MALE drive start at 09:49 (4th).
 M 1-10 T43 [SHOT], MICHAEL BUSH pass complete to BRYANT BECK for 2 yards to the TRINITY41 (COLIN MCDERMOTT).
 M 2-8 T41 [SHOT], MICHAEL BUSH rush over left end for 6 yards to the TRINITY35.
 M 3-2 T35 [SHOT], MICHAEL BUSH rush over right end for 21 yards to the TRINITY14, 1ST DOWN MALE, out-of-bounds (BRYAN FOWLER).
 M 1-10 T14 [SHOT], MICHAEL BUSH pass complete to BRYANT BECK for 14 yards to the TRINITY0, 1ST DOWN MALE, TOUCHDOWN, clock 08:19.
 TODD FLANNERY kick attempt good.

=====

TRINITY 52, MALE 49

=====

M 1-G M40 PENALTY TRINITY roughing the kicker 15 yards to the TRINITY45.

----- 4 plays, 43 yards, TOP 01:30 -----

TODD FLANNERY kickoff 45 yards to the TRINITY0, touchback.

- T 1-10 T20 TRINITY drive start at 08:19 (4th).
 T 1-10 T20 [SHOT], BRIAN BROHM rush over right tackle for 9 yards to the TRINITY29 (CARLOS PATTON).
 T 2-1 T29 NORB ELBERT rush over right tackle for 3 yards to the TRINITY32, 1ST DOWN TRINITY (MICHAEL BUSH).
 T 1-10 T32 Timeout MALE, clock 07:35.
 T 1-10 T32 NORB ELBERT rush up middle for 8 yards to the TRINITY40 (MARCUS HUGHES).
 T 2-2 T40 NORB ELBERT rush up middle for 7 yards to the TRINITY47, 1ST DOWN TRINITY (B.J. ADAMS).
 T 1-10 T47 NORB ELBERT rush up middle for loss of 1 yard to the TRINITY46 (MARCUS HUGHES).
 T 2-11 T46 [SHOT], BRIAN BROHM pass complete to DANIEL MUDD for 22 yards to the MALE32, 1ST DOWN TRINITY (SERGIO SPENCER).
 T 1-10 M32 DEQUESE MAY rush over right tackle for no gain to the MALE32 (B.J. ADAMS), PENALTY TRINITY illegal procedure declined.
 T 2-10 M32 BRIAN BROHM pass incomplete to DANIEL MUDD (STEPHEN GARR).
 T 3-10 M32 [SHOT], BRIAN BROHM pass complete to TASHAWN MCBROOM for 23 yards to the MALE9, 1ST DOWN TRINITY (MICHAEL BUSH).
 T 1-G M09 NORB ELBERT rush over right end for 3 yards to the MALE6 (CONRAD DOATY).
 T 2-G M06 [SHOT], BRIAN BROHM rush over right tackle for 3 yards to the MALE3 (B.J. ADAMS;CONRAD DOATY).
 T 3-G M03 NORB ELBERT rush up middle for 2 yards to the MALE1 (B.J. ADAMS).
 T 4-G M01 Timeout MALE, clock 02:35.
 T 4-G M01 NORB ELBERT rush up middle for 1 yard to the MALE0, TOUCHDOWN, clock 02:31.
 K.H. WILLIAMS kick attempt good.

=====

TRINITY 59, MALE 49

=====

----- 13 plays, 80 yards, TOP 05:48 -----

K.H. WILLIAMS kickoff 60 yards to the MALE0, touchback.

- M 1-10 M20 MALE drive start at 02:31 (4th).
 M 1-10 M20 PENALTY TRINITY substitution infraction 5 yards to the MALE25.
 M 1-5 M25 [SHOT], MICHAEL BUSH pass complete to ANDREW PATTON for 16 yards to the MALE41, 1ST DOWN MALE, out-of-bounds.
 M 1-10 M41 Timeout TRINITY, clock 02:21.
 M 1-10 M41 [SHOT], MICHAEL BUSH pass incomplete to BRYANT BECK (BRIAN SMITH).
 M 2-10 M41 [SHOT], MICHAEL BUSH pass incomplete to COREY JAMES.
 M 3-10 M41 [SHOT], MICHAEL BUSH pass complete to ANDREW PATTON for 16 yards to the TRINITY43, 1ST DOWN MALE (KEVONTIS JORDAN).
 M 1-10 T43 [SHOT], MICHAEL BUSH pass complete to BRYANT BECK for 24 yards to the TRINITY19, 1ST DOWN MALE (BRIAN SMITH).
 M 1-10 T19 [SHOT], MICHAEL BUSH pass complete to BRYANT BECK for 6 yards to the TRINITY13, out-of-bounds (BRIAN SMITH).
 M 2-4 T13 [SHOT], MICHAEL BUSH pass complete to COREY JAMES for 13 yards to the TRINITY0, 1ST DOWN MALE, TOUCHDOWN, clock 01:24.
 TODD FLANNERY kick attempt good.

=====

TRINITY 59, MALE 56

=====

----- 7 plays, 80 yards, TOP 01:07 -----

TODD FLANNERY kickoff 15 yards to the TRINITY45, on-side kick, recovered by MALE on TRINITY45.

M 1-10 T45 MALE drive start at 01:21 (4th).

M 1-10 T45 [SHOT], MICHAEL BUSH pass intercepted by BRIAN SMITH at the TRINITY2, BRIAN SMITH return 0 yards to the TRINITY2.

----- 1 plays, 0 yards, TOP 00:10 -----

T 1-10 T02 TRINITY drive start at 01:11 (4th).

T 1-10 T02 BRIAN BROHM rush up middle for 2 yards to the TRINITY4 (CONRAD DOATY).

T 2-8 T04 TEAM rush for loss of 1 yard to the TRINITY3.

T 3-9 T03 End of 2nd half; clock 00:00.

----- 2 plays, 1 yards, TOP 01:11 -----

=====FINAL SCORE=====
 TRINITY 59, MALE 56
 =====

Play Breakdown Summary

Play Breakdown Summary (Final)
 2002 KHSAA CLASS AAAA FINALS
 TRINITY vs MALE (Dec 07, 2002 at LOUISVILLE, KY)

TRINITY				MALE			
Down	RUN	PASS	Total	Down	RUN	PASS	Total
OVERALL.....	22	26	48	OVERALL.....	36	53	89
1ST DOWN.....	13	13	26	1ST DOWN.....	19	27	46
2ND DOWN-SHORT...	2	0	2	2ND DOWN-SHORT...	5	2	7
2ND DOWN-MIDDLE..	1	3	4	2ND DOWN-MIDDLE..	3	4	7
2ND DOWN-LONG....	3	7	10	2ND DOWN-LONG....	3	11	14
3RD DOWN-SHORT...	1	0	1	3RD DOWN-SHORT...	5	0	5
3RD DOWN-MIDDLE..	1	0	1	3RD DOWN-MIDDLE..	0	1	1
3RD DOWN-LONG....	0	3	3	3RD DOWN-LONG....	1	5	6
4TH DOWN.....	1	0	1	4TH DOWN.....	0	3	3

TRINITY				MALE			
Formation	RUN	PASS	Total	Formation	RUN	PASS	Total
SHOT.....	5	21	26	SHOT.....	30	53	83
.....	17	5	22	6	0	6

Play Breakdown

Play Breakdown (Final)
 2002 KHSAA CLASS AAAA FINALS
 TRINITY vs MALE (Dec 07, 2002 at LOUISVILLE, KY)

TRINITY (Sorted by Play type)

1ST DOWN RUN (13 RUN, 13 PASS)	1ST DOWN PASS
1-10 M48 #2 6 [] over left end	1-10 M11 #19 - []
1-10 T27 #12 1 [SHOT] over left end	1-10 T16 #2 48 []
1-10 M35 #12 3 [] up middle	1-10 T21 #2 34 [SHOT]
1-10 T02 #12 2 [] up middle	1-10 M45 #2 45 [SHOT]
1-10 T38 #47 3 [] up middle	1-10 T24 #2 - [SHOT]
1-10 T47 #47 -1 [] up middle	1-10 M18 #2 - [SHOT]
1-10 T32 #47 8 [] up middle	1-10 T23 #2 77 [SHOT]

1-10 T49 #2 1 [] PITCH RIGHT
 1-1 M01 #12 1 [] QBACK KEEPER
 1-9 M09 #47 3 [] over right end
 1-10 M32 #34 0 [] over right tackle
 1-5 T16 #12 -1 [SHOT] over right tackle
 1-10 T20 #12 9 [SHOT] over right tackle

1-10 T29 #34 11 [SHOT]
 1-10 M32 #34 5 [SHOT]
 1-5 T45 #47 2 [SHOT]
 1-10 M36 #80 36 [SHOT]
 1-10 T15 #80 85 [SHOT]
 1-10 M28 #80 17 [SHOT]

2ND-SHORT RUN (2 RUN, 0 PASS)
 2-2 T40 #47 7 [] up middle
 2-1 T29 #47 3 [] over right tackle

2ND-SHORT PASS

2ND-MIDDLE RUN (1 RUN, 3 PASS)
 2-6 M06 #12 3 [SHOT] over right tackle

2ND-MIDDLE PASS
 2-6 T15 #2 1 [SHOT]
 2-4 M42 #47 7 [SHOT]
 2-5 M27 #80 9 [SHOT]

2ND-LONG RUN (3 RUN, 7 PASS)
 2-8 T04 #1M -1 []
 2-10 M11 #47 10 [] up middle
 2-10 T24 #12 48 [SHOT] up middle

2ND-LONG PASS
 2-10 M18 #19 18 []
 2-7 T41 #47 - []
 2-10 M32 #80 - []
 2-9 T28 #2 72 [SHOT]
 2-9 T50 #34 8 [SHOT]
 2-7 M32 #80 32 [SHOT]
 2-11 T46 #80 22 [SHOT]

3RD-SHORT RUN (1 RUN, 0 PASS)
 3-1 M42 #47 10 [] up middle

3RD-SHORT PASS

3RD-MIDDLE RUN (1 RUN, 0 PASS)
 3-3 M03 #47 2 [] up middle

3RD-MIDDLE PASS

3RD-LONG RUN (0 RUN, 3 PASS)

3RD-LONG PASS
 3-10 M32 #2 23 [SHOT]
 3-5 T16 #34 - [SHOT]
 3-7 T41 # SACK [SHOT]

4TH DOWN RUN (1 RUN, 0 PASS)
 4-1 M01 #47 1 [] up middle

4TH DOWN PASS

Play Breakdown

Play Breakdown (Final)
 2002 KHSAA CLASS AAAA FINALS
 TRINITY vs MALE (Dec 07, 2002 at LOUISVILLE, KY)

MALE (Sorted by Play type)

1ST DOWN RUN (19 RUN, 27 PASS)
 1-10 M20 #19 9 [] over left end
 1-5 T05 #8 -3 [] over left end
 1-4 T04 #19 3 [SHOT] over left end
 1-10 T43 #19 10 [SHOT] over left end
 1-10 M38 #8 6 [SHOT] over left end
 1-10 M34 #8 6 [SHOT] over left end
 1-10 M32 #8 4 [SHOT] over left end
 1-10 M33 #19 2 [SHOT] up middle
 1-10 T44 #19 4 [SHOT] up middle
 1-10 T22 #8 1 [SHOT] up middle
 1-10 T29 #19 2 [] QBACK KEEPER
 1-10 T27 #19 7 [SHOT] QBACK KEEPER
 1-10 T26 #19 4 [SHOT] QBACK KEEPER
 1-10 M20 #19 12 [SHOT] QBACK KEEPER
 1-10 T33 #19 11 [SHOT] over right end
 1-10 M48 #8 2 [SHOT] over right end
 1-10 T20 #8 2 [SHOT] over right end
 1-10 T30 #8 8 [SHOT] over right end
 1-10 T15 #8 3 [SHOT] over right tackle

1ST DOWN PASS
 1-10 M20 #14 14 [SHOT]
 1-5 M25 #14 16 [SHOT]
 1-10 M20 #14 20 [SHOT]
 1-10 T47 #14 10 [SHOT]
 1-10 M31 #14 9 [SHOT]
 1-10 T23 #14 12 [SHOT]
 1-10 M22 #2 9 [SHOT]
 1-10 M40 #2 15 [SHOT]
 1-10 T45 #2 24 [SHOT]
 1-10 M20 #21 6 [SHOT]
 1-5 T14 #21 14 [SHOT]
 1-10 M34 #21 7 [SHOT]
 1-10 T43 #21 2 [SHOT]
 1-10 T14 #21 14 [SHOT]
 1-10 M41 #21 - [SHOT]
 1-10 T43 #21 24 [SHOT]
 1-10 T19 #21 6 [SHOT]
 1-10 T45 # INT [SHOT]
 1-10 M20 #28 - [SHOT]
 1-10 T37 #28 - [SHOT]
 1-10 M49 #28 - [SHOT]
 1-10 M48 #82 29 [SHOT]
 1-10 T21 #82 17 [SHOT]
 1-10 T11 #82 - [SHOT]
 1-10 T33 #82 14 [SHOT]
 1-10 T43 #82 - [SHOT]
 1-10 M43 # - [SHOT]

2ND-SHORT RUN (5 RUN, 2 PASS)
 2-1 M29 #19 2 [SHOT] up middle
 2-1 M31 #19 3 [SHOT] up middle
 2-1 T01 #19 0 [] QBACK KEEPER
 2-3 T20 #8 20 [SHOT] over right end
 2-3 M41 #8 1 [SHOT] over right end

2ND-SHORT PASS
 2-2 T22 #19 7 [SHOT]
 2-1 M40 #82 30 [SHOT]

2ND-MIDDLE RUN (3 RUN, 4 PASS)
 2-4 M40 #19 8 [SHOT] over left end
 2-6 M36 #19 5 [SHOT] over left tackle
 2-6 T22 #8 2 [SHOT] over right end

2ND-MIDDLE PASS
 2-4 M44 #22 12 [SHOT]
 2-6 T40 #8 - [SHOT]
 2-4 M26 #8 31 [SHOT]
 2-4 T13 #82 13 [SHOT]

2ND-LONG RUN (3 RUN, 11 PASS)

2ND-LONG PASS

2-7 T12 #14 -11 [SHOT]
 2-10 T43 #19 14 [SHOT] over left end
 2-8 T41 #19 6 [SHOT] over left end

2-10 T11 #14 11 [SHOT]
 2-8 M50 #14 24 [SHOT]
 2-10 M43 #14 9 [SHOT]
 2-10 M49 #14 - [SHOT]
 2-8 T08 #14 - [SHOT]
 2-10 T37 #19 17 [SHOT]
 2-8 T18 #21 - [SHOT]
 2-10 M20 #28 18 [SHOT]
 2-9 T21 #82 21 [SHOT]
 2-10 M41 #82 - [SHOT]
 2-8 T27 #82 22 [SHOT]

3RD-SHORT RUN (5 RUN, 0 PASS)
 3-2 M42 #19 6 [SHOT] over left end
 3-1 T48 #19 5 [SHOT] over left tackle
 3-1 M41 #8 2 [] up middle
 3-1 T01 #19 1 [] QBACK KEEPER
 3-2 T35 #19 21 [SHOT] over right end

3RD-SHORT PASS

3RD-MIDDLE RUN (0 RUN, 1 PASS)

3RD-MIDDLE PASS
 3-4 T20 #8 -4 [SHOT]

3RD-LONG RUN (1 RUN, 5 PASS)
 3-8 T08 #19 3 [SHOT] QBACK KEEPER

3RD-LONG PASS
 3-6 T40 #14 13 [SHOT]
 3-10 M41 #14 16 [SHOT]
 3-18 T23 #28 - [SHOT]
 3-8 T18 #8 18 [SHOT]
 3-10 M49 # SACK [SHOT]

4TH DOWN RUN (0 RUN, 3 PASS)

4TH DOWN PASS
 4-8 T24 #8 2 [SHOT]
 4-18 T23 #8 - [SHOT]
 4-5 T05 # SACK [SHOT]

[CUSTOMER SERVICE](#)
[SHARE CONTENT](#)
[SUBSCRIBE](#)
[ADVERTISE](#)
[SHOPPING](#)
[APARTMENTS](#)
[HOMES](#)
[CARS](#)
[JOBS](#)
[CLASSIFIEDS](#)

[News](#)
[Sports](#)
[Entertainment](#)
[Living](#)
[Business](#)
[Communities](#)
[Opinion](#)
[Obituaries](#)
[Blogs](#)

MORE:
[NKY.Com](#)
[Cincinnati USA](#)
[Metromix](#)
[CincyMoms](#)
[DealChicken](#)

Monday, December 9, 2002

Records fall, legends made in state championship games

By Joshua Hammann
The Associated Press

LOUISVILLE, Ky. - The writers and fans created a hype no game could have ever lived up to. But Brian Brohm and Michael Bush sent them back to their computers and bull sessions with a story only two of the finest football players in state history could have written.

Trinity's Brohm threw for an astounding 552 yards and seven touchdowns, and rushed for 52 yards and another score, to give the Shamrocks a 59-56 victory Saturday night in the 2002 Kentucky Class 4-A Championship, its 14th state title in school history and second straight over Male (14-1).

If 2002 Kentucky Mr. Football Michael Bush was outdone, it was only on the scoreboard. Bush carried the Bulldogs on his back, throwing for 468 yards and six touchdowns. Bush, a superstar on both sides of the line of scrimmage, also led Male in rushing, carrying the 24 times for 116 yards and another touchdown.

"You guys got what you paid for," said Trinity receiver Daniel Mudd, the recipient of three of Brohm's touchdown passes. "It was a shootout."

Trinity (15-0) went up 59-49 with two and a half minutes left in the game on a one-yard Norb Elbert touchdown run.

Bush then led Male 75 yards down the field and cut the lead to three on a 19-yard touchdown pass to Corey James with 1:24 left. Male's B.J. Adams recovered the onside kick on the Trinity 33-yardline with just over a minute left, but Bush's throw to the endzone on the next play was picked off by Brian Smith, sealing the title for the Shamrocks.

"I guess I'll go home and watch the tape a little bit," Bush said. "I'm dead tired."

After the game, Trinity players and coaches sought out Bush to congratulate him on his role in one of the most exciting state championship games ever.

"It was an honor to play against you," Trinity defensive coordinator Mickey Kaibhin said he told Bush. "You are the best athlete I've seen in 25 years of coaching at Trinity."

With Trinity leading 26-14 at the half, the Bulldogs cut into the lead quickly in the third quarter with an 80-yard drive down the field that culminated in a Bush touchdown pass to Sergio Spencer. Two plays and 16 seconds later, the Shamrocks were back in the endzone after Brohm connected with Mudd for 48 yards and then another 36 yards for the touchdown.

"The second half was like a video game," Trinity defensive lineman Alex Temple said.

Brohm and Bush, however, were not the only quarterbacks to distinguish themselves over the weekend of championship games.

Breathitt County's Justin Haddix threw two touchdown passes to give him 58 on the season, a new state record. Haddix eclipsed Chris Redman's record for touchdown passes in a season on a 22-yard toss to Brandon Thomas with less than eight minutes remaining in Breathitt County's 51-0 win over Corbin (11-4) Friday night for the 2002 Kentucky Class 2-A championship.

Breathitt County (15-0) also set a record for largest margin of victory in a championship game. Highlands had the previous mark with a 56-7 win over Louisville Waggener in 1999.

"That was special," Haddix said of the record-breaking pass. "That was the game-winning play that we won on in '95 and '96, so that was special. I didn't think it would come this easy, but we jumped on them early."

The Bobcats defeated Franklin-Simpson in 1995 and Fort Knox in 1996 to win their previous championships. Breathitt County went undefeated throughout those seasons as well.

"They are all sweet," Breathitt County coach Mike Holcomb said of the three titles. "This is something we've had in our mind for the past two or three years."

Jacob Tamme caught four passes for 78 yards and two touchdowns as Boyle County (13-2) defeated Rockcastle County (13-2) 21-0 in Saturday's Class 3-A championship game, a rematch of last year's 3-A final.

The win gave the Rebels four straight titles, making them only the second team in Kentucky history to win four in a row. Beechwood won the Class A title from 1991-94.

"I can't wait to get that fourth ring," Tamme said.

The state championship weekend began in the Class A game Friday afternoon with Mayfield and Beechwood, which would prove to be one of only two close games - Trinity vs. Male being the other.

Derrick Parrott rushed for 157 yards and a touchdown and Greg Cook threw a touchdown pass as Mayfield defeated Beechwood 14-7.

After winning four titles under his father, Jack Morris, Mayfield coach Joe Morris won his first for the Bobcats.

"It's been a long time coming," Morris said. "We're expected to win state championships in Mayfield. This is not for me. This is for the seniors and our fans."

Mayfield (15-0) scored the go-ahead touchdown with less than six minutes remaining in the game after Beechwood's Chase Weber fumbled a punt, allowing Mayfield's Justin Tyler to recover the ball on the Beechwood 26-yardline.

Eight plays later, Parrott punched it through the middle to give Mayfield a 14-7 lead with less than three minutes left in the game.

"Any turnover is tough," Beechwood coach Bob Burnett said. "I can't say one play determined the game because we had other opportunities."

Beechwood's (12-3) last opportunity never materialized. After the Mayfield kickoff, Dustin Menetrey fumbled Jeff Wera's pass at their own 40-yard line with just two minutes remaining.

BENGALS

Panthers 52, Bengals 31

November 1st, 2013

Hall of Fame Feature: the Brohm Family

Paul Najjar
Senior Writer

Print

[Email This Article](#)

Brian Brohm was a standout quarterback for Trinity

The Louisville Catholic Sports Network will put out a series of articles introducing each of the nominees for this year's 2013 Hall of Fame Class. The class will be inducted on Nov. 14, 2013 at the Kentucky Center for the Art and you can purchase tickets [here](http://www.kentuckycenter.org/Events/The-Second-Annual-Catholic-Sports-Hall-of-Fame/11399#tab-show-information-link). (<http://www.kentuckycenter.org/Events/The-Second-Annual-Catholic-Sports-Hall-of-Fame/11399#tab-show-information-link>)

The first family of Louisville football has achieved success from grade school to the NFL and all stops in between. Whether Toy Bowl championships, high school state football titles, major college bowl victories and NFL successes, the Brohms have been winners at every level and in every sport in which they've competed.

For their many and outstanding achievements on the field and in the community, the Brohm family was selected as the first recipients of the inaugural Howard Schnellenberger Family Award at the Louisville Catholic Sports Hall of Fame.

The patriarch, Oscar, was a first-team All-State quarterback at Flaget High School under coaches Paulie Miller, a member of the inaugural class of the Louisville Catholic Sports Hall of Fame, and Jim Kennedy. The Brohm boys followed their father's path as outstanding players and were all honored as first-team All-State selections at Trinity, Greg as a wide receiver and Jeff and Brian as quarterbacks.

Standout athletes in football, baseball and basketball, the Brohm boys — Oscar included — set lofty standards that seemed to be outdone by the next in line. Not only did Jeff spend parts of seven seasons in the NFL, but he was drafted into Major League Baseball twice: in the seventh round by the Montreal Expos and a year later in the fourth round by the Cleveland Indians. Jeff played two summers of minor league ball with Cleveland before deciding to focus on football as the University of Louisville's quarterback. He went into coaching after his pro career ended, and he currently is assistant head coach and offensive coordinator at Western Kentucky University.

Brian was one of the greatest high school quarterbacks in Kentucky history. He threw for 10,579 yards and 119 touchdowns with only 14 interceptions. At the U of L he threw for 10,775 yards and 71 touchdowns with 24 interceptions, leading the team to an Orange Bowl win over Wake Forest in his junior year. He was a second-round draft pick of the Green Bay Packers and played for both the Packers and the Buffalo Bills in the NFL. Brian played two seasons in the United Football League and is currently a member of the Hamilton Tiger-Cats of the Canadian Football League.

After a stellar career at Trinity, Greg was a four-year letter-winner and three year starter at U of L under head coach Howard Schnellenberger. He was a starter for the 1991 Fiesta Bowl championship team, catching 11 passes for 200 yards in the 1990 season. For his career, Brohm caught 45 passes for 722 yards and three scores. He now is the head coach at Thomas Nelson High School.

The lone daughter of Oscar and Donna's four children, Kim, was not to be out-done by her brothers. Kim was a standout volleyball, basketball and softball player at Mercy Academy and then at Spalding University.

Oscar and Donna coached basketball and softball together for several years at St. Bernard and softball at Spalding. The honors and achievements of this family run long and deep, from the CSAA through high school and college and into the professional ranks. It is safe to say that few Louisville families can claim as many championships or the level of success that the Brohm family has achieved.

0 Comments

Sort by Oldest



Add a comment...

Facebook Comments Plugin

Recent Articles

[Tigers clinch district crown](#) - Oct 22nd
[Trinity defense won't rest in blanking Ballard](#) - Oct 21st
[Football preview: Week 10](#) - Oct 20th
[Tigers score 24 unanswered to end losing streak against Male](#) - Oct 15th
[Tharp's three TDs leads Colts past Washington Co.](#) - Oct 15th
[Defense, Convento lead Cougars past Frankfort](#) - Oct 15th
[Trinity maintains undefeated season with shutout](#) - Oct 14th
[Football preview: Week nine](#) - Oct 13th
[The week ahead: Field hockey, football, and volleyball](#) - Oct 10th
[CAT delivers first punch in win at DeSales](#) - Oct 8th



ST. XAVIER vs TRINITY (Dec 06, 2003)

- [Box Score](#)
- [Game Summary](#)
- [Team Statistics](#)
- [Individual Statistics](#)
- [Drive Chart](#)
- [Defensive Statistics](#)
- ['Quickie' Statistics](#)
- [Play-by-Play](#)

Box Score

Box Score (Final)
ST. XAVIER vs TRINITY (Dec 06, 2003 at Louisville, KY)

Score by Quarters	1	2	3	4	Score	
ST. XAVIER.....	7	7	0	0	- 14	Record: (12-3)
TRINITY.....	7	7	3	0	- 17	Record: (11-4)

Scoring Summary:

1st 07:10 TRINITY - Donald Barnett 19 yd run (Vince Heller kick), 11-71 4:50, STX 0 - TRINITY 7
 01:53 STX - Dan Bick 2 yd run (Leo Fante kick), 5-17 1:45, STX 7 - TRINITY 7
 2nd 10:16 STX - KJ Austin-Bruce 15 yd run (Leo Fante kick), 6-58 2:00, STX 14 - TRINITY 7
 07:58 TRINITY - Steve Orndorff 2 yd pass from Brian Brohm (Vince Heller kick), 4-28 0:46, STX 14 - TRINITY 14
 3rd 06:12 TRINITY - Vince Heller 37 yd field goal, 12-42 3:39, STX 14 - TRINITY 17

	STX	TRINITY
FIRST DOWNS.....	13	15
RUSHES-YARDS (NET).....	42-170	27-97
PASSING YDS (NET).....	52	166
Passes Att-Comp-Int.....	13-7-1	31-22-0
TOTAL OFFENSE PLAYS-YARDS.....	55-222	58-263
Fumble Returns-Yards.....	0-0	0-0
Punt Returns-Yards.....	3-26	2-11
Kickoff Returns-Yards.....	4-60	3-56
Interception Returns-Yards....	0-0	1-0
Punts (Number-Avg).....	3-35.0	4-34.8
Fumbles-Lost.....	1-1	1-1
Penalties-Yards.....	2-26	3-21
Possession Time.....	24:33	23:27
Third-Down Conversions.....	6 of 12	4 of 12
Fourth-Down Conversions.....	0 of 3	2 of 2
Red-Zone Scores-Chances.....	2-2	3-5
Sacks By: Number-Yards.....	1-1	0-0

RUSHING: ST. XAVIER-KJ Austin-Bruce 21-75; Brian Bishop 11-72; Dan Bick 5-18; Justin Brown 4-5; TEAM 1-0. TRINITY-Donald Barnett 14-62; Brian Brohm 10-35; Stuart Diersen 1-0; TEAM 2-0.

PASSING: ST. XAVIER-Brian Bishop 7-13-1-52. TRINITY-Brian Brohm 22-31-0-166.

RECEIVING: ST. XAVIER-Derek Beck 2-20; Colt Totten 1-10; Andrew Fust 1-8; KJ Austin-Bruce 1-5; Justin Brown 1-5; Justin Deeley 1-4. TRINITY-Billy Murray 7-70; Stuart Diersen 5-44; Donald Barnett 5-25; Blain Donnell 2-25; Steve Orndorff 2-2; Andrew Agee 1-0.

INTERCEPTIONS: ST. XAVIER-None. TRINITY-Pat McDermott 1-0.

FUMBLES: ST. XAVIER-Justin Deeley 1-1. TRINITY-Nick Tompkins 1-1.

Stadium: Papa John's Cardinal Attendance: 26430

Kickoff time: 3:45 PM End of Game: 5:52 PM Total elapsed time: 2:07

Officials: Referee: Carl Klusman; Umpire: Robert Kanarek;

Linesman: William Ballard; Line judge: Robert Kouns; Back judge: Duanne Thompson;

Temperature: 45 Wind: VAR. 6 Weather:

ST. XAVIER vs TRINITY (Dec 06, 2003 at Louisville, KY)

SACKS (UA-A): ST. XAVIER-Adam Bisig 1-0; Wes Switzer 0-1. TRINITY-None.

TACKLES (UA-A): ST. XAVIER-Dane Mattingly 8-0; Wes Switzer 7-1; Craig Weiter 6-1; Dan Bick 5-1; Justin Deeley 3-0; Kyle Gefetos 3-1; Chaz Bogard 2-0; Joseph Tronzo 2-0; Nate Heuser 2-0; Alex Reid 1-0; Jonathan Ellis 1-0; Gabe Plamp 1-0; Alex James 1-0; Nick Redmond 1-0; Zac Taylor 1-0; Logan Meyer 1-0; Adam Bisig 1-0; Greg Garrity 0-1. TRINITY-Blake Nix 9-1; Matt Brady 8-1; Etian Johnson 7-0; Kevontis Jordan 7-1; Nick Singleton 3-1; Brian Smith 3-0; Cruz May 2-0; John Resch 2-1; Alex Temple 2-1; Pat McDermott 2-1; Nick LaBedz 2-0; Glenn Neblett 1-0; Blake Riley 1-0; Justin Winfield 1-0; Daniel Klausung 1-0; Kyle Riggs 1-1; Jason Abell 0-1; Zach Osborne 0-1.

Player participation:

ST. XAVIER: 6-Leo Fante, 7-Justin Deeley, 12-Logan Meyer, 13-Brian Bishop, 17-Justin Brown, 19-Jonathan Ellis, 20-KJ Austin-Bruce, 21-Pat Mossholder, 25-Dane Mattingly, 27-Nate Heuser, 29-Derek Beck, 30-Greg Garrity, 36-Colt Totten, 44-Dan Bick, 45-Chaz Bogard, 46-Gabe Plamp, 47-Wes Switzer, 49-Alex James, 63-Craig Weiter, 84-Kyle Gefetos, 85-Andrew Fust, 90-Nick Redmond, 92-Joseph Tronzo, 93-Zac Taylor, 94-Adam Bisig, 96-Alex Reid.

TRINITY: 4-John Resch, 6-Nick Tompkins, 10-Matt Brady, 12-Brian Brohm, 15-Eddie Webb, 19-Stuart Diersen, 22-Steve Orndorff, 23-Brian Smith, 25-Billy Murray, 26-Etian Johnson, 27-Jason Abell, 29-Blake Riley, 30-Pat McDermott, 31-Daniel Klausung, 32-Donald Barnett, 34-Cruz May, 37-Nick Singleton, 39-Nick LaBedz, 41-Blain Donnell, 56-Kevontis Jordan, 59-Glenn Neblett, 61-Alex Temple, 65-Zach Osborne, 68-Kyle Riggs, 80-Andrew Agee, 89-Justin Winfield, 90-Blake Nix, 92-Vince Heller.

Scoring Summary

Scoring Summary (Final)
 2003 KHSAA STATE FOOTBALL FINALS
 ST. XAVIER vs TRINITY (Dec 06, 2003 at Louisville, KY)

ST. XAVIER (12-3) vs. TRINITY (11-4)

Date: Dec 06, 2003 Site: Louisville, KY Stadium: Papa John's Cardinal
 Attendance: 26430

Score by Quarters	1	2	3	4	Score
ST. XAVIER.....	7	7	0	0	- 14
TRINITY.....	7	7	3	0	- 17

Scoring Summary:

1st 07:10 TRINITY - Donald Barnett 19 yd run (Vince Heller kick)
 11 plays, 71 yards, TOP 4:50, STX 0 - TRINITY 7
 01:53 STX - Dan Bick 2 yd run (Leo Fante kick)
 5 plays, 17 yards, TOP 1:45, STX 7 - TRINITY 7
 2nd 10:16 STX - KJ Austin-Bruce 15 yd run (Leo Fante kick)
 6 plays, 58 yards, TOP 2:00, STX 14 - TRINITY 7
 07:58 TRINITY - Steve Orndorff 2 yd pass from Brian Brohm (Vince Heller kick)
 4 plays, 28 yards, TOP 0:46, STX 14 - TRINITY 14
 3rd 06:12 TRINITY - Vince Heller 37 yd field goal
 12 plays, 42 yards, TOP 3:39, STX 14 - TRINITY 17

Kickoff time: 3:45 PM End of Game: 5:52 PM Total elapsed time: 2:07
 Officials: Referee: Carl Klusman; Umpire: Robert Kanarek;
 Linesman: William Ballard; Line judge: Robert Kouns; Back judge: Duanne Thompson;
 Temperature: 45 Wind: VAR. 6 Weather:

Team Statistics

Team Statistics (Final)

2003 KHSAA STATE FOOTBALL FINALS
ST. XAVIER vs TRINITY (Dec 06, 2003 at Louisville, KY)

	STX	TRINITY
FIRST DOWNS.....	13	15
Rushing.....	10	5
Passing.....	3	10
Penalty.....	0	0
Rushing Attempts.....	42	27
Yards Gained Rushing.....	172	107
Yards Lost Rushing.....	2	10
NET YARDS RUSHING.....	170	97
NET YARDS PASSING.....	52	166
Passes Attempted.....	13	31
Passes Completed.....	7	22
Had Intercepted.....	1	0
TOTAL OFFENSIVE PLAYS.....	55	58
TOTAL NET YARDS.....	222	263
Average Gain Per Play.....	4.0	4.5
Fumbles: Number-Lost.....	1-1	1-1
Penalties: Number-Yards.....	2-26	3-21
Number of Punts-Yards.....	3-105	4-139
Average Per Punt.....	35.0	34.8
Punt Returns: Number-Yards...	3-26	2-11
Kickoff Returns: Number-Yards..	4-60	3-56
Interceptions: Number-Yards...	0-0	1-0
Fumble Returns: Number-Yards..	0-0	0-0
Miscellaneous Yards.....	0	0
Possession Time.....	24:33	23:27
Third-Down Conversions.....	6 of 12	4 of 12
Fourth-Down Conversions.....	0 of 3	2 of 2
Red-Zone Scores-Chances.....	2-2	3-5
Sacks By: Number-Yards.....	1-1	0-0

Individual Statistics

Individual Statistics (Final)
2003 KHSAA STATE FOOTBALL FINALS
ST. XAVIER vs TRINITY (Dec 06, 2003 at Louisville, KY)

ST. XAVIER

Rushing	No	Gain	Loss	Net	TD	Lg	Avg
KJ Austin-Bruce	21	76	1	75	1	15	3.6
Brian Bishop	11	72	0	72	0	28	6.5
Dan Bick	5	18	0	18	1	7	3.6
Justin Brown	4	6	1	5	0	5	1.2
TEAM	1	0	0	0	0	0	0.0
Totals...	42	172	2	170	2	28	4.0

Passing	Att	Cmp	Int	Yds	TD	Long	Sck
Brian Bishop	13	7	1	52	0	11	0
Totals...	13	7	1	52	0	11	0

Receiving	No.	Yds	TD	Long
Derek Beck	2	20	0	11
Colt Totten	1	10	0	10
Andrew Fust	1	8	0	8
KJ Austin-Bruce	1	5	0	5
Justin Brown	1	5	0	5
Justin Deeley	1	4	0	4
Totals...	7	52	0	11

Punting	No.	Yds	Avg	Long	In20
Pat Mossholder	3	105	35.0	36	0
Totals...	3	105	35.0	36	0

All Returns	Punts		Kickoffs		Intercept	
	No.	Yds.Lg	No.	Yds.Lg	No.	Yds.Lg
Colt Totten	0	0 0	3	42 18	0	0 0
Justin Brown	0	0 0	1	18 18	0	0 0
Justin Deeley	3	26 13	0	0 0	0	0 0
Totals...	3	26 13	4	60 18	0	0 0

Field goal attempts

FUMBLES: ST. XAVIER-Justin Deeley 1-1. TRINITY-Nick Tompkins 1-1.

TRINITY

Rushing	No	Gain	Loss	Net	TD	Lg	Avg
Donald Barnett	14	69	7	62	1	19	4.4
Brian Brohm	10	38	3	35	0	9	3.5
Stuart Diersen	1	0	0	0	0	0	0.0
TEAM	2	0	0	0	0	0	0.0
Totals...	27	107	10	97	1	19	3.6

Passing	Att	Cmp	Int	Yds	TD	Long	Sck
Brian Brohm	31	22	0	166	1	22	1
Totals...	31	22	0	166	1	22	1

Receiving	No.	Yds	TD	Long
Billy Murray	7	70	0	22
Stuart Diersen	5	44	0	15
Donald Barnett	5	25	0	12
Blain Donnell	2	25	0	15
Steve Orndorff	2	2	1	2
Andrew Agee	1	0	0	0
Totals...	22	166	1	22

Punting	No.	Yds	Avg	Long	In20
Brian Brohm	4	139	34.8	37	0
Totals...	4	139	34.8	37	0

All Returns	Punts		Kickoffs		Intercept	
	No.	Yds.Lg	No.	Yds.Lg	No.	Yds.Lg
Donald Barnett	0	0 0	3	56 26	0	0 0
Pat McDermott	0	0 0	0	0 0	1	0 0
Nick Tompkins	2	11 9	0	0 0	0	0 0
Totals...	2	11 9	3	56 26	1	0 0

Field goal attempts

Vince Heller 2nd 00:32 25 yds - Missed
 Vince Heller 3rd 06:12 37 yds - Good

FUMBLES: ST. XAVIER-Justin Deeley 1-1. TRINITY-Nick Tompkins 1-1.

FUMBLES: ST. XAVIER-Justin Deeley 1-1. TRINITY-Nick Tompkins 1-1.

Drive Chart

Drive Chart (Final)

2003 KHSAA STATE FOOTBALL FINALS
ST. XAVIER vs TRINITY (Dec 06, 2003 at Louisville, KY)

Team	Qtr	Spot	Drive Started		Drive Ended			Consumed	
			Time	Obtained	Spot	Time	How Lost	Pl-Yds	TOP
STX	1st	S22	07:03	Kickoff	S50	03:38	Punt	8-28	03:25
STX	1st	T17	03:38	Fumble	T00	01:53	*TOUCHDOWN	5-17	01:45#
STX	1st	S42	00:16	Punt	T00	10:16	*TOUCHDOWN	6-58	02:00#
STX	2nd	S29	00:00	Punt	S28	08:44	Fumble	0--1	00:00
STX	2nd	S27	07:52	Kickoff	S28	06:21	Punt	3-1	01:31
STX	2nd	S20	00:32	Missed FG	S20	12:00	End of half	1-0	00:32
STX	3rd	S18	11:53	Kickoff	S26	09:51	Punt	3-8	02:02
STX	3rd	S15	06:05	Kickoff	T31	00:33	Downs	12-54	05:32
STX	4th	S43	11:33	Punt	T30	07:24	Downs	9-27	04:09
STX	4th	S34	05:52	Punt	T47	02:42	Interception	8-19	03:10

TRINITY	1st	T29	12:00	Kickoff	S00	07:10	*TOUCHDOWN	11-71	04:50#
TRINITY	1st	T17	00:00	Punt	T17	03:38	Fumble	0-0	00:00
TRINITY	1st	T31	01:45	Kickoff	T37	00:16	Punt	3-6	01:29
TRINITY	2nd	T16	10:09	Kickoff	T41	08:44	Punt	5-25	01:25
TRINITY	2nd	S28	08:44	Fumble	S00	07:58	*TOUCHDOWN	4-28	00:46#
TRINITY	2nd	T47	06:21	Punt	S08	00:32	Missed FG	12-45	05:49#
TRINITY	3rd	T38	09:51	Punt	S20	06:12	*FIELD GOAL	12-42	03:39#
TRINITY	3rd	T30	00:33	Downs	T33	11:33	Punt	3-3	01:00
TRINITY	4th	T31	07:24	Downs	T30	05:52	Punt	3--1	01:32
TRINITY	4th	S43	02:42	Interception	S20	00:00	End of half	7-23	02:42#

STX	1st Qtr	2nd Qtr	3rd Qtr	4th Qtr	1st Half	2nd Half	Total
Time of possession	05:33	03:53	07:48	07:19	09:26	15:07	24:33
3rd Down Conversions	2/3	1/2	1/3	2/4	3/5	3/7	6/12
Avg Field Position	S49	S23	S16	S38	S38	S27	S33
4th Down Conversions	0/0	0/0	0/1	0/2	0/0	0/3	0/3

TRINITY	1st Qtr	2nd Qtr	3rd Qtr	4th Qtr	1st Half	2nd Half	Total
Time of possession	06:27	08:07	04:12	04:41	14:34	08:53	23:27
3rd Down Conversions	0/3	2/4	1/2	1/3	2/7	2/5	4/12
Avg Field Position	T30	T45	T34	T44	T39	T39	T39
4th Down Conversions	2/2	0/0	0/0	0/0	2/2	0/0	2/2

Drive Chart (By Quarter)

Team	Qtr	Spot	Drive Started		Drive Ended			Consumed	
			Time	Obtained	Spot	Time	How Lost	Pl-Yds	TOP
TRINITY	1st	T29	12:00	Kickoff	S00	07:10	*TOUCHDOWN	11-71	04:50#
STX	1st	S22	07:03	Kickoff	S50	03:38	Punt	8-28	03:25
TRINITY	1st	T17	00:00	Punt	T17	03:38	Fumble	0-0	00:00
STX	1st	T17	03:38	Fumble	T00	01:53	*TOUCHDOWN	5-17	01:45#
TRINITY	1st	T31	01:45	Kickoff	T37	00:16	Punt	3-6	01:29
STX	1st	S42	00:16	Punt	T00	10:16	*TOUCHDOWN	6-58	02:00#
TRINITY	2nd	T16	10:09	Kickoff	T41	08:44	Punt	5-25	01:25
STX	2nd	S29	00:00	Punt	S28	08:44	Fumble	0--1	00:00
TRINITY	2nd	S28	08:44	Fumble	S00	07:58	*TOUCHDOWN	4-28	00:46#
STX	2nd	S27	07:52	Kickoff	S28	06:21	Punt	3-1	01:31
TRINITY	2nd	T47	06:21	Punt	S08	00:32	Missed FG	12-45	05:49#
STX	2nd	S20	00:32	Missed FG	S20	12:00	End of half	1-0	00:32
STX	3rd	S18	11:53	Kickoff	S26	09:51	Punt	3-8	02:02
TRINITY	3rd	T38	09:51	Punt	S20	06:12	*FIELD GOAL	12-42	03:39#
STX	3rd	S15	06:05	Kickoff	T31	00:33	Downs	12-54	05:32
TRINITY	3rd	T30	00:33	Downs	T33	11:33	Punt	3-3	01:00
STX	4th	S43	11:33	Punt	T30	07:24	Downs	9-27	04:09
TRINITY	4th	T31	07:24	Downs	T30	05:52	Punt	3--1	01:32
STX	4th	S34	05:52	Punt	T47	02:42	Interception	8-19	03:10
TRINITY	4th	S43	02:42	Interception	S20	00:00	End of half	7-23	02:42#

Defensive Statistics

Defensive Statistics (Final)
 2003 KHSAA STATE FOOTBALL FINALS
 ST. XAVIER vs TRINITY (Dec 06, 2003 at Louisville, KY)

ST. XAVIER

##	Player	Solo	Ast	Tot	TFL/Yds	FF	FR-Yd	Intc	PD	Blkd	Sack/Yds	QH
25	Dane Mattingly	8	.	8.0	2.0/9	/	.
47	Wes Switzer	7	1	7.5	0.5/0	.
63	Craig Weiter	6	1	6.5	/	.
44	Dan Bick	5	1	5.5	1.0/1	/	1
84	Kyle Geftos	3	1	3.5	/	.
7	Justin Deeley	3	.	3.0	/	.
45	Chaz Bogard	2	.	2.0	/	.
92	Joseph Tronzo	2	.	2.0	1.0/6	/	.
27	Nate Heuser	2	.	2.0	/	.
19	Jonathan Ellis	1	.	1.0	/	.
90	Nick Redmond	1	.	1.0	/	.
12	Logan Meyer	1	.	1.0	/	.
93	Zac Taylor	1	.	1.0	/	.
94	Adam Bisig	1	.	1.0	1.0/1	1.0/1	.
46	Gabe Plamp	1	.	1.0	/	.
96	Alex Reid	1	.	1.0	/	.
49	Alex James	1	.	1.0	.	1	/	.
30	Greg Garrity	.	1	0.5	.	.	1-0	.	.	.	/	.

TRINITY

##	Player	Solo	Ast	Tot	TFL/Yds	FF	FR-Yd	Intc	PD	Blkd	Sack/Yds	QH
90	Blake Nix	9	1	9.5	2.0/2	/	.
10	Matt Brady	8	1	8.5	/	.
56	Kevontis Jordan	7	1	7.5	/	.
26	Etian Johnson	7	.	7.0	/	.
23	Brian Smith	3	.	3.0	/	.
37	Nick Singleton	3	1	3.5	/	.
61	Alex Temple	2	1	2.5	/	.
34	Cruz May	2	.	2.0	/	.
39	Nick LaBedz	2	.	2.0	/	.
30	Pat McDermott	2	1	2.5	.	.	.	1-0	2	.	/	.
4	John Resch	2	1	2.5	/	.
31	Daniel Klausing	1	.	1.0	/	.
29	Blake Riley	1	.	1.0	/	.
89	Justin Winfield	1	.	1.0	/	.
59	Glenn Neblett	1	.	1.0	/	.
68	Kyle Riggs	1	1	1.5	/	.
65	Zach Osborne	.	1	0.5	/	.
27	Jason Abell	.	1	0.5	/	.
41	Blain Donnell	1-0	.	.	.	/	.

Quickie Statistics

Quickie Statistics (Final)
 ST. XAVIER vs TRINITY (Dec 06, 2003 at Louisville, KY)

	STX	TRINITY
Score.....	14	17
FIRST DOWNS.....	13	15
RUSHES-YARDS (NET).....	42-170	27-97
PASSING YDS (NET).....	52	166
Passes Att-Comp-Int.....	13-7-1	31-22-0
TOTAL OFFENSE PLAYS-YARDS.....	55-222	58-263
Fumble Returns-Yards.....	0-0	0-0
Punt Returns-Yards.....	3-26	2-11
Kickoff Returns-Yards.....	4-60	3-56
Interception Returns-Yards....	0-0	1-0

Punts (Number-Avg).....	3-35.0	4-34.8
Fumbles-Lost.....	1-1	1-1
Penalties-Yards.....	2-26	3-21
Possession Time.....	24:33	23:27
Third-Down Conversions.....	6 of 12	4 of 12
Fourth-Down Conversions.....	0 of 3	2 of 2
Red-Zone Scores-Chances.....	2-2	3-5

ST. XAVIER

TRINITY

Rushing	No	Yds	TD	Lg	Avg
KJ Austin-Bruce	21	75	1	15	3.6
Brian Bishop	11	72	0	28	6.5
Dan Bick	5	18	1	7	3.6
Justin Brown	4	5	0	5	1.2

Rushing	No	Yds	TD	Lg	Avg
Donald Barnett	14	62	1	19	4.4
Brian Brohm	10	35	0	9	3.5
Stuart Diersen	1	0	0	0	0.0
TEAM	2	0	0	0	0.0

Passing	Att	Cmp	Int	Yds	TD	Lng
Brian Bishop	13	7	1	52	0	11

Passing	Att	Cmp	Int	Yds	TD	Lng
Brian Brohm	31	22	0	166	1	22

Receiving	No.	Yds	TD	Long
Derek Beck	2	20	0	11
Colt Totten	1	10	0	10
Andrew Fust	1	8	0	8
Justin Brown	1	5	0	5

Receiving	No.	Yds	TD	Long
Billy Murray	7	70	0	22
Stuart Diersen	5	44	0	15
Donald Barnett	5	25	0	12
Blain Donnell	2	25	0	15

Punting	No.	Avg	Long	I20
Pat Mossholder	3	35.0	36	0

Punting	No.	Avg	Long	I20
Brian Brohm	4	34.8	37	0

Punt returns	No.	Yds	TD	Long
Justin Deeley	3	26	0	13

Punt returns	No.	Yds	TD	Long
Nick Tompkins	2	11	0	9

Kick returns	No.	Yds	TD	Long
Colt Totten	3	42	0	18
Justin Brown	1	18	0	18

Kick returns	No.	Yds	TD	Long
Donald Barnett	3	56	0	26

Team	Qtr	Time	Scoring play	Conversion	Plays-Yards	TOP	STX - TRINITY
TRINITY	1st	07:10	Donald Barnett 19 yd run	Vince Heller kick	11-71	4:50	0 - 7
STX	1st	01:53	Dan Bick 2 yd run	Leo Fante kick	5-17	1:45	7 - 7
STX	2nd	10:16	KJ Austin-Bruce 15 yd run	Leo Fante kick	6-58	2:00	14 - 7
TRINITY	2nd	07:58	Steve Orndorff 2 yd pass from Brian Brohm	Vince Heller kick	4-28	0:46	14 - 14
TRINITY	3rd	06:12	Vince Heller 37 yd field goal		12-42	3:39	14 - 17

Play-by-Play Summary

Play-by-Play Summary (1st quarter)
 2003 KHSAA STATE FOOTBALL FINALS
 ST. XAVIER vs TRINITY (Dec 06, 2003 at Louisville, KY)

S 1-10 S40 ST. X WINS TOSS, DEFERS, TRINITY WILL RECEIVE AND DEFEND NORTH GOAL
 STX ball on STX40.

Leo Fante kickoff 46 yards to the TRINITY14, Donald Barnett return 15 yards to the TRINITY29.

- T 1-10 T29 Donald Barnett rush over right guard for 6 yards to the TRINITY35 (Craig Weiter).
- T 2-4 T35 [SHOT], Brian Brohm pass complete to Donald Barnett for 12 yards to the TRINITY47, 1ST DOWN TRINITY, out-of-bounds.
- T 1-10 T47 Donald Barnett rush up middle for 2 yards to the TRINITY49 (Zac Taylor).
- T 2-8 T49 Brian Brohm pass complete to Stuart Diersen for 5 yards to the STX46.
- T 3-3 S46 Donald Barnett rush up middle for 1 yard to the STX45 (Wes Switzer).
- T 4-2 S45 [SHOT], Brian Brohm rush QBACK KEEPER for 4 yards to the STX41, 1ST DOWN TRINITY (Craig Weiter).
- T 1-10 S41 PENALTY TRINITY false start (Corey Evans) 5 yards to the STX46.
- T 1-15 S46 [SHOT], Brian Brohm rush over left end for 8 yards to the STX38, out-of-bounds (Dan Bick).
- T 2-7 S38 [SHOT], Brian Brohm pass complete to Donald Barnett for 4 yards to the

STX34 (Dane Mattingly).
 T 3-3 S34 [SHOT], Brian Brohm rush QBACK KEEPER for no gain to the STX34 (Nick Redmond).
 T 4-3 S34 Brian Brohm pass complete to Stuart Diersen for 15 yards to the STX19, 1ST DOWN TRINITY (Wes Switzer).
 T 1-10 S19 Donald Barnett rush up middle for 19 yards to the STX0, 1ST DOWN TRINITY, TOUCHDOWN, clock 07:10.
 Vince Heller kick attempt good.

=====
 ST. XAVIER 0, TRINITY 7
 =====

----- 11 plays, 71 yards, TOP 04:50 -----

Eddie Webb kickoff 56 yards to the STX4, Colt Totten return 18 yards to the STX22 (Cruz May).
 S 1-10 S22 ST. XAVIER drive start at 07:03 (1st).
 S 1-10 S22 [SHOT], Brian Bishop pass incomplete to Derek Beck.
 S 2-10 S22 KJ Austin-Bruce rush TOSS LEFT for 11 yards to the STX33, 1ST DOWN STX (Etian Johnson;John Resch).
 S 1-10 S33 KJ Austin-Bruce rush over left guard for 2 yards to the STX35 (Alex Temple;Nick Singleton).
 S 2-8 S35 Brian Bishop rush over right end for 7 yards to the STX42 (Matt Brady).
 S 3-1 S42 KJ Austin-Bruce rush over right guard for 2 yards to the STX44, 1ST DOWN STX (Nick LaBedz).
 S 1-10 S44 [SHOT], KJ Austin-Bruce rush over right end for 3 yards to the STX47 (Kevontis Jordan).
 S 2-7 S47 KJ Austin-Bruce rush up middle for 3 yards to the 50 yardline (Blake Nix).
 S 3-4 S50 Brian Bishop pass incomplete to Nick Redmond.
 S 4-4 S50 Pat Mossholder punt 35 yards to the TRINITY15, Nick Tompkins return 2 yards to the TRINITY17, fumble forced by Alex James, fumble by Nick Tompkins recovered by STX Greg Garrity at TRINITY17.

----- 8 plays, 28 yards, TOP 03:25 -----

S 1-10 T17 ST. XAVIER drive start at 03:38 (1st).
 S 1-10 T17 Dan Bick rush up middle for 7 yards to the TRINITY10 (Matt Brady).
 S 2-3 T10 KJ Austin-Bruce rush for 2 yards to the TRINITY8 (Matt Brady).
 S 3-1 T08 Dan Bick rush up middle for 3 yards to the TRINITY5, 1ST DOWN STX (Etian Johnson;Kevontis Jordan).
 S 1-6 T05 Dan Bick rush TOSS LEFT for 3 yards to the TRINITY2 (Etian Johnson).
 S 2-6 T02 Dan Bick rush over left tackle for 2 yards to the TRINITY0, TOUCHDOWN, clock 01:53.
 Leo Fante kick attempt good.

=====
 ST. XAVIER 7, TRINITY 7
 =====

----- 5 plays, 17 yards, TOP 01:45 -----

Leo Fante kickoff 55 yards to the TRINITY5, Donald Barnett return 26 yards to the TRINITY31 (Wes Switzer;Greg Garrity).
 T 1-10 T31 TRINITY drive start at 01:45 (1st).
 T 1-10 T31 [SHOT], Brian Brohm rush QBACK KEEPER for loss of 2 yards to the TRINITY29 (Dane Mattingly).
 T 2-12 T29 [SHOT], Brian Brohm pass incomplete to Blain Donnell.
 T 3-12 T29 [SHOT], Brian Brohm rush quarterback sneak for 8 yards to the TRINITY37 (Dane Mattingly).
 T 4-4 T37 Brian Brohm punt 33 yards to the STX30, Justin Deeley return 12 yards to the STX42 (Daniel Klausung;Blake Nix).

----- 3 plays, 6 yards, TOP 01:29 -----

S 1-10 S42 ST. XAVIER drive start at 00:16 (1st).
 S 1-10 S42 Brian Bishop rush over right end for 3 yards to the STX45 (Kyle Riggs).

==END OF 1st QUARTER==
 ST. XAVIER 7, TRINITY 7
 =====

Play-by-Play Summary (2nd quarter)

S 2-7 S45 Start of 2nd quarter, clock 12:00.
 S 2-7 S45 KJ Austin-Bruce rush TOSS LEFT for 2 yards to the STX47 (Nick Singleton).
 S 3-5 S47 [SHOT], Brian Bishop pass complete to Derek Beck for 11 yards to the TRINITY42, 1ST DOWN STX (Nick LaBedz;Matt Brady).
 S 1-10 T42 Justin Brown rush up middle for loss of 1 yard to the TRINITY43 (Blake Nix).

- S 2-11 T43 [SHOT], Brian Bishop rush over left end for 28 yards to the TRINITY15, **1ST DOWN STX** (John Resch).
- S 1-10 T15 KJ Austin-Bruce rush over right end for 15 yards to the TRINITY0, **1ST DOWN STX**, TOUCHDOWN, clock 10:16.
Leo Fante kick attempt good.

=====

ST. XAVIER 14, TRINITY 7

=====

----- 6 plays, 58 yards, TOP 02:00 -----

Leo Fante kickoff 59 yards to the TRINITY1, Donald Barnett return 15 yards to the TRINITY16 (Kyle Geftos).

- T 1-10 T16 TRINITY drive start at 10:09 (2nd).
- T 1-10 T16 Brian Brohm pass complete to Stuart Diersen for 6 yards to the TRINITY22, out-of-bounds (Dane Mattingly).
- T 2-4 T22 Brian Brohm pass complete to Billy Murray for 11 yards to the TRINITY33, **1ST DOWN TRINITY** (Jonathan Ellis).
- T 1-10 T33 [SHOT], Brian Brohm pass incomplete to Donald Barnett.
- T 2-10 T33 [SHOT], Donald Barnett rush up middle for 8 yards to the TRINITY41 (Chaz Bogard).
- T 3-2 T41 [SHOT], Brian Brohm pass incomplete to Stuart Diersen.
- T 4-2 T41 Brian Brohm punt 32 yards to the STX27, Justin Deeley return 2 yards to the STX29, fumble by Justin Deeley recovered by TRINITY Blain Donnell at STX28.

----- 5 plays, 25 yards, TOP 01:25 -----

- T 1-10 S28 TRINITY drive start at 08:44 (2nd).
- T 1-10 S28 [SHOT], Brian Brohm pass incomplete to Stuart Diersen, dropped pass.
- T 2-10 S28 Brian Brohm pass complete to Billy Murray for 10 yards to the STX18, **1ST DOWN TRINITY**, out-of-bounds (Dan Bick).
- T 1-10 S18 Brian Brohm pass complete to Billy Murray for 16 yards to the STX2, **1ST DOWN TRINITY** (Nate Heuser; Dan Bick).
- T 1-G S02 [SHOT], Brian Brohm pass complete to Steve Orndorff for 2 yards to the STX0, TOUCHDOWN, clock 07:58.
Vince Heller kick attempt good.

=====

ST. XAVIER 14, TRINITY 14

=====

----- 4 plays, 28 yards, TOP 00:46 -----

Eddie Webb kickoff 51 yards to the STX9, Justin Brown return 18 yards to the STX27 (Pat McDermott).

- S 1-10 S27 ST. XAVIER drive start at 07:52 (2nd).
- S 1-10 S27 KJ Austin-Bruce rush up middle for 1 yard to the STX28 (Blake Nix).
- S 2-9 S28 [SHOT], Brian Bishop rush over right end for no gain to the STX28 (Pat McDermott).
- S 3-9 S28 [SHOT], Brian Bishop pass incomplete to Dan Bick.
- S 4-9 S28 Pat Mossholder punt 34 yards to the TRINITY38, Nick Tompkins return 9 yards to the TRINITY47 (Nate Heuser).

----- 3 plays, 1 yards, TOP 01:31 -----

- T 1-10 T47 TRINITY drive start at 06:21 (2nd).
- T 1-10 T47 Stuart Diersen rush over right end for no gain to the TRINITY47 (Wes Switzer).
- T 2-10 T47 [SHOT], Brian Brohm pass complete to Billy Murray for 7 yards to the STX46 (Wes Switzer).
- T 3-3 S46 Brian Brohm pass complete to Blain Donnell for 15 yards to the STX31, **1ST DOWN TRINITY** (Wes Switzer; Kyle Geftos).
- T 1-10 S31 Donald Barnett rush up middle for 8 yards to the STX23 (Chaz Bogard).
- T 2-2 S23 [SHOT], Brian Brohm rush QBACK KEEPER for 9 yards to the STX14, **1ST DOWN TRINITY** (Kyle Geftos).
- T 1-10 S14 [SHOT], Brian Brohm pass complete to Donald Barnett for 7 yards to the STX7 (Gabe Plamp).
- T 2-3 S07 Donald Barnett rush right for 2 yards to the STX5 (Dane Mattingly; Craig Weiter).
- T 3-1 S05 Brian Brohm rush quarterback sneek for 2 yards to the STX3, **1ST DOWN TRINITY** (Craig Weiter).
- T 1-G S03 Brian Brohm pass complete to Billy Murray for 2 yards to the STX1.
- T 2-G S01 Donald Barnett rush up middle for loss of 1 yard to the STX2 (Dan Bick).
- T 3-G S02 Donald Barnett rush left for loss of 6 yards to the STX8 (Joseph Tronzo).
- T 4-G S08 Vince Heller field goal attempt from 25 MISSED - hit left upright, spot at STX20, clock 00:32.

----- 12 plays, 45 yards, TOP 05:49 -----

- S 1-10 S20 TEAM rush for no gain to the STX20.

S 2-10 S20 End of 1st half, clock 00:00.

====END OF 2nd QUARTER====
ST. XAVIER 14, TRINITY 14
=====

Play-by-Play Summary (3rd quarter)

S 2-10 S20 Start of 3rd quarter, clock 12:00, TRINITY ball on TRINITY40.

----- 1 plays, 0 yards, TOP 00:32 -----

Vince Heller kickoff 53 yards to the STX7, Colt Totten return 11 yards to the STX18 (Blake Riley).

S 1-10 S18 ST. XAVIER drive start at 11:53 (3rd).

S 1-10 S18 KJ Austin-Bruce rush over right tackle for 3 yards to the STX21 (Kevontis Jordan).

S 2-7 S21 KJ Austin-Bruce rush TOSS LEFT for no gain to the STX21 (Etian Johnson).

S 3-7 S21 Brian Bishop pass complete to Justin Brown for 5 yards to the STX26 (Matt Brady).

S 4-2 S26 Pat Mossholder punt 36 yards to the TRINITY38, downed.

----- 3 plays, 8 yards, TOP 02:02 -----

T 1-10 T38 TRINITY drive start at 09:51 (3rd).

T 1-10 T38 Brian Brohm pass incomplete to Andrew Agee.

T 2-10 T38 Brian Brohm pass complete to Billy Murray for 22 yards to the STX40, 1ST DOWN TRINITY, out-of-bounds (Justin Deeley).

T 1-10 S40 Brian Brohm pass complete to Steve Orndorff for no gain to the STX40 (Craig Weiter).

T 2-10 S40 [SHOT], Brian Brohm pass incomplete to Steve Orndorff, QB hurry by Dan Bick.

T 3-10 S40 [SHOT], Brian Brohm pass complete to Blain Donnell for 10 yards to the STX30, 1ST DOWN TRINITY.

T 1-10 S30 [SHOT], Brian Brohm pass complete to Andrew Agee for no gain to the STX30, out-of-bounds (Dane Mattingly).

T 2-10 S30 [SHOT], Brian Brohm pass complete to Stuart Diersen for 11 yards to the STX19, 1ST DOWN TRINITY (Justin Deeley).

T 1-10 S19 Donald Barnett rush up middle for 5 yards to the STX14 (Dan Bick).

T 2-5 S14 Brian Brohm pass complete to Billy Murray for 2 yards to the STX12 (Dan Bick), PENALTY TRINITY holding (Blain Donnell) 11 yards to the STX23.

T 2-14 S23 2nd and 14.

T 2-14 S23 [SHOT], Brian Brohm pass complete to Donald Barnett for 9 yards to the STX14, out-of-bounds (Justin Deeley).

T 3-5 S14 Timeout TRINITY, clock 06:50.

T 3-5 S14 PENALTY TRINITY false start (Jeff Steele) 5 yards to the STX19.

T 3-10 S19 [SHOT], Brian Brohm sacked for loss of 1 yard to the STX20 (Adam Bisig;Wes Switzer).

T 4-11 S20 Vince Heller field goal attempt from 37 GOOD, clock 06:12.

=====
ST. XAVIER 14, TRINITY 17
=====

----- 12 plays, 42 yards, TOP 03:39 -----

Vince Heller kickoff 58 yards to the STX2, Colt Totten return 13 yards to the STX15 (Cruz May;Jason Abell).

S 1-10 S15 ST. XAVIER drive start at 06:05 (3rd).

S 1-10 S15 Justin Brown rush over left end for 5 yards to the STX20 (Etian Johnson).

S 2-5 S20 [SHOT], Brian Bishop rush over right end for 3 yards to the STX23 (Brian Smith).

S 3-2 S23 Brian Bishop rush quarterback sneek for 3 yards to the STX26, 1ST DOWN STX (Matt Brady).

S 1-10 S26 Justin Brown rush up middle for no gain to the STX26 (Blake Nix;Kyle Riggs).

S 2-10 S26 [SHOT], Brian Bishop rush over left end for 10 yards to the STX36, 1ST DOWN STX, out-of-bounds (Kevontis Jordan).

S 1-10 S36 [SHOT], Brian Bishop pass complete to Derek Beck for 9 yards to the STX45 (Brian Smith).

S 2-1 S45 KJ Austin-Bruce rush over right tackle for 2 yards to the STX47, 1ST DOWN STX (Blake Nix).

S 1-10 S47 KJ Austin-Bruce rush up middle for 13 yards to the TRINITY40, 1ST DOWN STX (John Resch).

S 1-10 T40 KJ Austin-Bruce rush over right tackle for no gain to the TRINITY40 (Matt Brady).

S 2-10 T40 [SHOT], Brian Bishop rush over left tackle for 5 yards to the TRINITY35 (Blake Nix).

S 3-5 T35 KJ Austin-Bruce rush over right end for 3 yards to the TRINITY32 (Kevontis Jordan).

S 4-2 T32 KJ Austin-Bruce rush right for 1 yard to the TRINITY31 (Nick Singleton).
----- 12 plays, 54 yards, TOP 05:32 -----

T 1-10 T31 TRINITY drive start at 00:33 (3rd).
T 1-10 T31 TRINITY ball on TRINITY30.
T 1-10 T30 Donald Barnett rush up middle for 3 yards to the TRINITY33 (Wes Switzer).

===END OF 3rd QUARTER===
ST. XAVIER 14, TRINITY 17
=====

Play-by-Play Summary (4th quarter)

T 2-7 T33 Start of 4th quarter, clock 12:00.
T 2-7 T33 [SHOT], Brian Brohm pass incomplete to Donald Barnett, dropped pass.
T 3-7 T33 [SHOT], Brian Brohm pass incomplete to Blain Donnell, dropped pass.
T 4-7 T33 Brian Brohm punt 37 yards to the STX30, Justin Deeley return 13 yards to the STX43, out-of-bounds (Justin Winfield).
----- 3 plays, 3 yards, TOP 01:00 -----

S 1-10 S43 ST. XAVIER drive start at 11:33 (4th).
S 1-10 S43 KJ Austin-Bruce rush TOSS RIGHT for 2 yards to the STX45 (Matt Brady).
S 2-8 S45 [SHOT], Brian Bishop pass complete to Andrew Fust for 8 yards to the TRINITY47, 1ST DOWN STX (Etian Johnson).
S 1-10 T47 [SHOT], Brian Bishop pass incomplete to Logan Meyer.
S 2-10 T47 KJ Austin-Bruce rush over right end for 8 yards to the TRINITY39 (Glenn Neblett).
S 3-2 T39 Dan Bick rush over left guard for 3 yards to the TRINITY36, 1ST DOWN STX (Kevontis Jordan;Alex Temple).
S 1-10 T36 KJ Austin-Bruce rush up middle for 3 yards to the TRINITY33 (Matt Brady).
S 2-7 T33 Justin Brown rush up middle for 1 yard to the TRINITY32 (Alex Temple;Zach Osborne).
S 3-6 T32 [SHOT], Brian Bishop rush right for 2 yards to the TRINITY30 (Blake Nix).
S 4-4 T30 [SHOT], Brian Bishop pass incomplete to Justin Deeley (Pat McDermott).
----- 9 plays, 27 yards, TOP 04:09 -----

T 1-10 T30 TRINITY drive start at 07:24 (4th).
T 1-10 T30 TRINITY ball on TRINITY31.
T 1-10 T31 Donald Barnett rush left for 6 yards to the TRINITY37 (Joseph Tronzo).
T 2-4 T37 [SHOT], Brian Brohm pass incomplete to Stuart Diersen.
T 3-4 T37 [SHOT], Brian Brohm pass complete to Donald Barnett for loss of 7 yards to the TRINITY30 (Dane Mattingly).
T 4-11 T30 Brian Brohm punt 37 yards to the STX33, out-of-bounds.
----- 3 plays, minus 1 yards, TOP 01:32 -----

S 1-10 S33 ST. XAVIER drive start at 05:52 (4th).
S 1-10 S33 STX ball on STX34.
S 1-10 S34 Brian Bishop rush over left end for 6 yards to the STX40 (Kevontis Jordan).
S 2-4 S40 KJ Austin-Bruce rush right for no gain to the STX40 (Blake Nix).
S 3-4 S40 [SHOT], Brian Bishop pass complete to Colt Totten for 10 yards to the 50 yardline, 1ST DOWN STX (Etian Johnson;Pat McDermott).
S 1-10 S50 [SHOT], Brian Bishop pass complete to Justin Deeley for 4 yards to the TRINITY46 (Brian Smith).
S 2-6 T46 KJ Austin-Bruce rush up middle for loss of 1 yard to the TRINITY47 (Blake Nix).
S 3-7 T47 Timeout TRINITY, clock 03:15.
S 3-7 T47 [SHOT], Brian Bishop rush over right end for 5 yards to the TRINITY42, out-of-bounds (Nick Singleton), PENALTY STX holding (Joey Thurman) 10 yards to the STX48.
S 3-12 S48 3rd and 12.
S 3-12 S48 [SHOT], Brian Bishop pass complete to KJ Austin-Bruce for 5 yards to the TRINITY47 (Kevontis Jordan).
S 4-7 T47 Timeout ST. XAVIER, clock 02:50.
S 4-7 T47 [SHOT], Brian Bishop pass intercepted by Pat McDermott at the TRINITY41, Pat McDermott return 0 yards to the TRINITY41 (Logan Meyer), PENALTY STX face mask (Logan Meyer) 16 yards to the STX43, 1st and 10, TRINITY ball on STX43.
----- 8 plays, 19 yards, TOP 03:10 -----

T 1-10 S43 TRINITY drive start at 02:42 (4th).
T 1-10 S43 Donald Barnett rush left for 8 yards to the STX35 (Kyle Geftos).
T 2-2 S35 Brian Brohm rush quarterback sneek for 3 yards to the STX32, 1ST DOWN TRINITY (Craig Weiter).
T 1-10 S32 Brian Brohm rush quarterback sneek for 4 yards to the STX28 (Alex Reid).
T 2-6 S28 Timeout ST. XAVIER, clock 01:25.
T 2-6 S28 Donald Barnett rush up middle for 1 yard to the STX27 (Craig Weiter).

T 3-5 S27 Timeout ST. XAVIER, clock 01:18.
T 3-5 S27 Brian Brohm pass complete to Stuart Diersen for 7 yards to the STX20,
1ST DOWN TRINITY, out-of-bounds (Dane Mattingly).
T 1-10 S20 TEAM rush for no gain to the STX20.
T 2-10 S20 TEAM rush for no gain to the STX20.
T 3-10 S20 End of 2nd half, clock 00:00.
----- 7 plays, 39 yards, TOP 02:42 -----

=====FINAL SCORE=====
ST. XAVIER 14, TRINITY 17
=====

TRINITY vs MALE (Dec 01, 2001)

- [Box Score](#)
- [Game Summary](#)
- [Team Statistics](#)
- [Individual Statistics](#)
- [Drive Chart](#)
- [Defensive Statistics](#)
- ['Quickie' Statistics](#)
- [Game Participation](#)
- [Play-by-Play](#)
- [Play breakdown](#)

Box Score

Box Score (Final)
TRINITY vs MALE (Dec 01, 2001 at LOUISVILLE, KY)

Score by Quarters	1	2	3	4	Score	
TRINITY.....	18	6	14	7	- 45	Record: (13-1)
MALE.....	13	0	0	6	- 19	Record: (12-3)

Scoring Summary:

1st 08:53 TRINITY - ALEX HENNESSEY 5 yd pass from BRIAN BROHM (KARL WILLIAMS kick failed), 3-46 0:35, TRINITY 6 - MALE 0
 02:29 MALE - CHRIS BARCLAY 32 yd pass from MICHAEL BUSH (TODD FLANNERY kick failed), 7-46 1:29, TRINITY 6 - MALE 6
 01:36 TRINITY - TaSHAWN McBROOM 71 yd pass from BRIAN BROHM (BRIAN BROHM pass failed), 3-72 0:53, TRINITY 12 - MALE 6
 01:24 MALE - CHRIS BARCLAY 95 yd kickoff return (TODD FLANNERY kick), , TRINITY 12 - MALE 13
 00:26 TRINITY - DeQUESE MAY 42 yd run (DeQUESE MAY rush failed), 3-62 0:58, TRINITY 18 - MALE 13
 2nd 05:48 TRINITY - DeQUESE MAY 6 yd run (KARL WILLIAMS kick failed), 2-59 0:32, TRINITY 24 - MALE 13
 3rd 10:21 TRINITY - DeQUESE MAY 9 yd run (CHRIS PAYNE kick failed), 7-80 1:39, TRINITY 30 - MALE 13
 04:04 TRINITY - ALEX HENNESSEY 82 yd pass from BRIAN BROHM (JEFF SORG pass), 3-83 1:31, TRINITY 38 - MALE 13
 4th 10:14 TRINITY - DeQUESE MAY 0 yd fumble recovery (KARL WILLIAMS kick), 12-75 4:03, TRINITY 45 - MALE 13
 05:15 MALE - MICHAEL BUSH 1 yd run (MICHAEL BUSH pass failed), 5-80 0:54, TRINITY 45 - MALE 19

	TRINITY	MALE
FIRST DOWNS.....	22	20
RUSHES-YARDS (NET).....	40-213	22-55
PASSING YDS (NET).....	377	341
Passes Att-Comp-Int.....	22-12-3	47-23-2
TOTAL OFFENSE PLAYS-YARDS.....	62-590	69-396
Fumble Returns-Yards.....	0-0	0-0
Punt Returns-Yards.....	4-34	2-3
Kickoff Returns-Yards.....	2-29	6-189
Interception Returns-Yards....	2-7	3-13
Punts (Number-Avg).....	3-40.0	7-34.1
Fumbles-Lost.....	2-0	4-1
Penalties-Yards.....	5-45	5-36
Possession Time.....	23:23	24:37
Sacks By: Number-Yards.....	1-4	0-0

RUSHING: TRINITY-DeQUESE MAY 22-144; TaSHAWN McBROOM 3-41; BRIAN BROHM 5-20; JIMMY MURRAY 7-15; NORB ELBERT 1-2; TEAM 2-minus 9. MALE-MICHAEL BUSH 10-59; SERGIO SPENCER 6-7; CHRIS BARCLAY 4-0; RYAN BLACKERBY 1-minus 4; TEAM 1-minus 7.

PASSING: TRINITY-BRIAN BROHM 12-21-2-377; DeQUESE MAY 0-1-1-0. MALE-MICHAEL BUSH 19-36-2-331; ANDREW PATTON 4-11-0-10.

RECEIVING: TRINITY-ALEX HENNESSEY 4-133; JIMMY MURRAY 3-41; TaSHAWN McBROOM 2-124; DeQUESE MAY 1-37; JEFF SORG 1-30; WILL JONES 1-12. MALE-ANDREW PATTON 5-55; COREY JAMES 5-54; CHRIS BARCLAY 4-70; SERGIO SPENCER 3-74; RYAN BLACKERBY 2-38; MICHAEL BUSH 2-5; DALE BAUGHMAN 1-38; NATHAN KUSTES 1-7.

INTERCEPTIONS: TRINITY-JEFF SORG 1-1; DAN GENTLE 1-6. MALE-RYAN BLACKERBY 1-13; CHRIS BARCLAY 1-0; SERGIO SPENCER 1-0.

FUMBLES: TRINITY-BRIAN BROHM 1-0; TEAM 1-0. MALE-CHRIS BARCLAY 2-1; TEAM 1-0; MICHAEL BUSH 1-0.

Stadium: CARDINAL Attendance: 20485
 Kickoff time: 4:06 PM End of Game: 6:48 Total elapsed time: 2:42
 Officials: Referee: CHUCK SMITH; Umpire: JOE KORDENBROCK;

Linesman: STEVE CANIFF; Line judge: DON BARTH; Back judge: ERIC CANADY;
 Temperature: 48 Wind: S 2 Weather: MOSTLY SUNNY

STATS PROVIDED BY W.L. STATS, LLC.
 OFFICIAL STATISTICIANS OF THE KHSAA

TRINITY vs MALE (Dec 01, 2001 at LOUISVILLE, KY)

SACKS (UA-A): TRINITY-RYAN FACKLER 1-0. MALE-None.

TACKLES (UA-A): TRINITY-WES SOUTAR 5-0; JEFF SORG 4-1; RYAN FACKLER 4-1; MIKE SNYDER 3-1;
 CHA. SINGLETON 2-2; ALEX HENNESSEY 3-0; ANDREW FREY 2-1; TOMMY FREY 2-1; DAN GENTLE 1-2; RAMON
 NEIVES 2-0; CHRIS SHAIN 2-0; MIKE FRANK 1-1; JASON JORDAN 1-1; PAUL SIMMS 1-1; CHAD WIMSATT 0-1;
 JOHN ALDRED 0-1; MARK RULEY 0-1; MATT BRADY 0-1; AARON ROTH 0-1; BLAKE NIX 0-1. MALE-COREY FARRIS
 6-3; MATT BARKER 2-5; DALE BAUGHMAN 4-2; SERGIO SPENCER 3-3; RYAN BLACKERBY 3-3; CHRIS BARCLAY 4-1;
 KYLE WHEATLEY 3-1; CASEY SHUMATE 2-1; AUSTIN SMITH 1-2; CONRAD DOATY 2-0; MICHAEL BUSH 2-0; BRAD
 FAHEY 1-0; T.J. MENESE 1-0; MARK KULL 1-0; TRAVIS WATTERS 1-0; MICHAEL SMITH 1-0; NATHAN KUSTES
 0-1; B.J. ADAMS 0-1; TERR. WILBURN 0-1.

Player participation:

TRINITY: 2-TASHAWN McBROOM, 3-WES SOUTAR, 5-CHRIS PAYNE, 6-JOHN ALDRED, 7-CHRIS SHAIN, 8-RAMON NEIVES, 12-BRIAN BROHM,
 13-ALEX HENNESSEY, 15-MATT LEWIS, 17-MIKE FRANK, 19-JEFF SORG, 25-JIMMY MURRAY, 32-MARK RULEY, 33-AARON ROTH, 34-DeQUESE MAY,
 35-MIKE SNYDER, 37-CHA. SINGLETON, 44-ANDY WAGNER, 45-MATT BRADY, 47-NORB ELBERT, 48-PAUL SIMMS, 49-ANDREW FREY, 52-TOMMY FREY,
 55-DAN GENTLE, 62-CHAD WIMSATT, 74-JASON JORDAN, 85-WILL JONES, 88-RYAN FACKLER, 90-BLAKE NIX, 92-KARL WILLIAMS.

MALE: 2-DALF BAUGHMAN, 4-TERR. WILBURN, 8-SERGIO SPENCER, 10-TRAVIS WATTERS, 11-CONRAD DOATY, 14-ANDREW PATTON, 16-NATHAN KUSTES,
 19-MICHAEL BUSH, 20-T.J. MENESE, 28-CHRIS BARCLAY, 33-RYAN BLACKERBY, 34-B.J. ADAMS, 37-MICHAEL SMITH, 47-MATT BARKER,
 52-CASEY SHUMATE, 54-MARK KULL, 56-BRAD FAHEY, 57-KYLE WHEATLEY, 62-COREY FARRIS, 63-AUSTIN SMITH, 82-COREY JAMES,
 84-TODD FLANNERY.

Scoring Summary

Scoring Summary (Final)
 2001 KHSAA CLASS AAA FOOTBALL FINALS
 TRINITY vs MALE (Dec 01, 2001 at LOUISVILLE, KY)

TRINITY (13-1) vs. MALE (12-3)

Date: Dec 01, 2001 Site: LOUISVILLE, KY Stadium: CARDINAL
 Attendance: 20485

Score by Quarters	1	2	3	4	Score
TRINITY.....	18	6	14	7	- 45
MALE.....	13	0	0	6	- 19

Scoring Summary:

1st 08:53 TRINITY - ALEX HENNESSEY 5 yd pass from BRIAN BROHM (KARL WILLIAMS kick failed)
 3 plays, 46 yards, TOP 0:35, TRINITY 6 - MALE 0
 02:29 MALE - CHRIS BARCLAY 32 yd pass from MICHAEL BUSH (TODD FLANNERY kick failed)
 7 plays, 46 yards, TOP 1:29, TRINITY 6 - MALE 6
 01:36 TRINITY - TASHAWN McBROOM 71 yd pass from BRIAN BROHM (BRIAN BROHM pass failed)
 3 plays, 72 yards, TOP 0:53, TRINITY 12 - MALE 6
 01:24 MALE - CHRIS BARCLAY 95 yd kickoff return (TODD FLANNERY kick)
 TRINITY 12 - MALE 13
 00:26 TRINITY - DeQUESE MAY 42 yd run (DeQUESE MAY rush failed)
 3 plays, 62 yards, TOP 0:58, TRINITY 18 - MALE 13
 2nd 05:48 TRINITY - DeQUESE MAY 6 yd run (KARL WILLIAMS kick failed)
 2 plays, 59 yards, TOP 0:32, TRINITY 24 - MALE 13
 3rd 10:21 TRINITY - DeQUESE MAY 9 yd run (CHRIS PAYNE kick failed)
 7 plays, 80 yards, TOP 1:39, TRINITY 30 - MALE 13
 04:04 TRINITY - ALEX HENNESSEY 82 yd pass from BRIAN BROHM (JEFF SORG pass)
 3 plays, 83 yards, TOP 1:31, TRINITY 38 - MALE 13
 4th 10:14 TRINITY - DeQUESE MAY 0 yd fumble recovery (KARL WILLIAMS kick)
 12 plays, 75 yards, TOP 4:03, TRINITY 45 - MALE 13
 05:15 MALE - MICHAEL BUSH 1 yd run (MICHAEL BUSH pass failed)
 5 plays, 80 yards, TOP 0:54, TRINITY 45 - MALE 19

Kickoff time: 4:06 PM End of Game: 6:48 Total elapsed time: 2:42
 Officials: Referee: CHUCK SMITH; Umpire: JOE KORDENBROCK;
 Linesman: STEVE CANIFF; Line judge: DON BARTH; Back judge: ERIC CANADY;
 Temperature: 48 Wind: S 2 Weather: MOSTLY SUNNY

STATS PROVIDED BY W.L. STATS, LLC.
 OFFICIAL STATISTICIANS OF THE KHSAA

Team Statistics

Team Statistics (Final)
 2001 KHSAA CLASS AAA FOOTBALL FINALS
 TRINITY vs MALE (Dec 01, 2001 at LOUISVILLE, KY)

	TRINITY	MALE
FIRST DOWNS.....	22	20
Rushing.....	11	5
Passing.....	11	13
Penalty.....	0	2
Rushing Attempts.....	40	22
Yards Gained Rushing.....	227	77
Yards Lost Rushing.....	14	22
NET YARDS RUSHING.....	213	55
NET YARDS PASSING.....	377	341
Passes Attempted.....	22	47
Passes Completed.....	12	23
Had Intercepted.....	3	2
TOTAL OFFENSIVE PLAYS.....	62	69
TOTAL NET YARDS.....	590	396
Average Gain Per Play.....	9.5	5.7
Fumbles: Number-Lost.....	2-0	4-1
Penalties: Number-Yards.....	5-45	5-36
Number of Punts-Yards.....	3-120	7-239
Average Per Punt.....	40.0	34.1
Punt Returns: Number-Yards....	4-34	2-3
Kickoff Returns: Number-Yards..	2-29	6-189
Interceptions: Number-Yards...	2-7	3-13
Fumble Returns: Number-Yards..	0-0	0-0
Miscellaneous Yards.....	0	0
Possession Time.....	23:23	24:37
Third-Down Conversions.....	7 of 11	4 of 15
Fourth-Down Conversions.....	0 of 0	1 of 3
Sacks By: Number-Yards.....	1-4	0-0

Individual Statistics

Individual Statistics (Final)
 2001 KHSAA CLASS AAA FOOTBALL FINALS
 TRINITY vs MALE (Dec 01, 2001 at LOUISVILLE, KY)

TRINITY

Rushing	No	Gain	Loss	Net	TD	Lg	Avg
DeQUESE MAY	22	144	0	144	4	42	6.5
TASHAWN McBROOM	3	41	0	41	0	16	13.7
BRIAN BROHM	5	20	0	20	0	7	4.0
JIMMY MURRAY	7	20	5	15	0	10	2.1

NORB ELBERT	1	2	0	2	0	2	2.0
TEAM	2	0	9	-9	0	0	-4.5
Totals...	40	227	14	213	4	42	5.3

Passing	Att-Cmp-Int	Yds	TD	Long	Sck
BRIAN BROHM	21-12-2	377	3	82	0
DeQUESE MAY	1-0-1	0	0	0	0
Totals...	22-12-3	377	3	82	0

Receiving	No.	Yds	TD	Long
ALEX HENNESSEY	4	133	2	82
JIMMY MURRAY	3	41	0	18
TaSHAWN McBROOM	2	124	1	71
DeQUESE MAY	1	37	0	37
JEFF SORG	1	30	0	30
WILL JONES	1	12	0	12
Totals...	12	377	3	82

Punting	No.	Yds	Avg	Long	In20
PAUL SIMMS	3	120	40.0	46	0
Totals...	3	120	40.0	46	0

All Returns	Punts			Kickoffs			Intercept		
	No.	Yds.	Lg	No.	Yds.	Lg	No.	Yds.	Lg
ALEX HENNESSEY	2	18	15	0	0	0	0	0	0
TaSHAWN McBROOM	2	16	13	0	0	0	0	0	0
DeQUESE MAY	0	0	0	1	18	18	0	0	0
JEFF SORG	0	0	0	0	0	0	1	1	1
MARK RULEY	0	0	0	1	11	11	0	0	0
DAN GENTLE	0	0	0	0	0	0	1	6	6
Totals...	4	34	15	2	29	18	2	7	6

Field goal attempts

FUMBLES: TRINITY-TEAM 1-0; BRIAN BROHM 1-0. MALE-CHRIS BARCLAY 2-1; MICHAEL BUSH 1-0; TEAM 1-0.

MALE

Rushing	No	Gain	Loss	Net	TD	Lg	Avg
MICHAEL BUSH	10	63	4	59	1	18	5.9
SERGIO SPENCER	6	9	2	7	0	3	1.2
CHRIS BARCLAY	4	5	5	0	0	3	0.0
RYAN BLACKERBY	1	0	4	-4	0	0	-4.0
TEAM	1	0	7	-7	0	0	-7.0
Totals...	22	77	22	55	1	18	2.5

Passing	Att-Cmp-Int	Yds	TD	Long	Sck
MICHAEL BUSH	36-19-2	331	1	43	1
ANDREW PATTON	11-4-0	10	0	11	0
Totals...	47-23-2	341	1	43	1

Receiving	No.	Yds	TD	Long
ANDREW PATTON	5	55	0	14
COREY JAMES	5	54	0	20
CHRIS BARCLAY	4	70	1	33
SERGIO SPENCER	3	74	0	43
RYAN BLACKERBY	2	38	0	26
MICHAEL BUSH	2	5	0	11
DALE BAUGHMAN	1	38	0	38
NATHAN KUSTES	1	7	0	7
Totals...	23	341	1	43

Punting	No.	Yds	Avg	Long	In20
TODD FLANNERY	7	239	34.1	50	1
Totals...	7	239	34.1	50	1

All Returns	Punts		Kickoffs		Intercept	
	No.	Yds.Lg	No.	Yds.Lg	No.	Yds.Lg
CHRIS BARCLAY	2	3 3	3	3 129 95	1	0 0
SERGIO SPENCER	0	0 0	0	0 0	1	0 0
RYAN BLACKERBY	0	0 0	0	0 0	1	13 13
MICHAEL BUSH	0	0 0	3	60 24	0	0 0
Totals...	2	3 3	6	189 95	3	13 13

Field goal attempts

FUMBLES: TRINITY-TEAM 1-0; BRIAN BROHM 1-0. MALE-CHRIS BARCLAY 2-1; MICHAEL BUSH 1-0; TEAM 1-0.

FUMBLES: TRINITY-BRIAN BROHM 1-0; TEAM 1-0. MALE-CHRIS BARCLAY 2-1; MICHAEL BUSH 1-0; TEAM 1-0.

Drive Chart

Drive Chart (Final)
2001 KHSAA CLASS AAA FOOTBALL FINALS
TRINITY vs MALE (Dec 01, 2001 at LOUISVILLE, KY)

Team	Drive Started			Drive Ended			Consumed	
	Qtr	Spot	Time	Obtained	Spot	Time	How Lost	PI-Yds TOP
TRINITY	1st	M46	09:28	Punt	M00	08:53	*TOUCHDOWN	3-46 00:35
TRINITY	1st	T20	05:01	Punt	T15	03:58	Punt	3--5 01:03
TRINITY	1st	T28	02:29	Kickoff	M00	01:36	*TOUCHDOWN	3-72 00:53
TRINITY	1st	T38	01:24	Kickoff	M00	00:26	*TOUCHDOWN	3-62 00:58
TRINITY	2nd	T28	10:39	Punt	M25	08:27	Interception	8-47 02:12
TRINITY	2nd	T41	06:20	Punt	M00	05:48	*TOUCHDOWN	2-59 00:32
TRINITY	2nd	T18	04:28	Punt	T50	03:17	Interception	3-32 01:11
TRINITY	2nd	T10	02:25	Interception	T29	12:00	End of half	4-19 02:25
TRINITY	3rd	T20	12:00	Kickoff	M00	10:21	*TOUCHDOWN	7-80 01:39
TRINITY	3rd	T17	05:35	Downs	M00	04:04	*TOUCHDOWN	3-83 01:31
TRINITY	3rd	T25	02:17	Punt	M00	10:14	*TOUCHDOWN	12-75 04:03
TRINITY	4th	T47	08:28	Punt	M46	06:44	Punt	3-7 01:44
TRINITY	4th	M06	06:44	Fumble	M08	06:09	Interception	2--2 00:35
TRINITY	4th	T44	05:15	Kickoff	M46	01:44	Punt	5-10 03:31
TRINITY	4th	T15	00:31	Interception	T15	00:00	End of half	1-0 00:31
MALE	1st	M25	12:00	Kickoff	M26	09:28	Punt	4-1 02:32
MALE	1st	M20	08:53	Kickoff	T49	05:01	Punt	8-31 03:52
MALE	1st	T46	03:58	Punt	T00	02:29	*TOUCHDOWN	7-46 01:29
MALE	1st	T00	01:36	Kickoff	T00	01:24	*TOUCHDOWN	0-0 00:12
MALE	1st	M20	00:26	Kickoff	M45	10:39	Punt	6-25 01:47
MALE	2nd	M02	08:27	Interception	M25	06:20	Punt	5-23 02:07
MALE	2nd	M25	05:48	Kickoff	M35	04:28	Punt	5-10 01:20
MALE	2nd	T47	03:17	Interception	T29	02:25	Interception	3-18 00:52
MALE	3rd	M20	10:21	Kickoff	T17	05:35	Downs	12-63 04:46
MALE	3rd	M22	04:04	Kickoff	M47	02:17	Punt	5-25 01:47
MALE	4th	M29	10:14	Kickoff	M33	08:28	Punt	3-4 01:46
MALE	4th	M06	00:00	Punt	M06	06:44	Fumble	0-0 00:00
MALE	4th	M20	06:09	Interception	T00	05:15	*TOUCHDOWN	5-80 00:54
MALE	4th	M20	01:44	Punt	T06	00:31	Interception	6-74 01:13
TRINITY				1st 2nd 3rd 4th	1st 2nd			
				Qtr Qtr Qtr Qtr	Half Half	Total		
Time of possession		03:29	06:20	05:27 08:07	09:49 13:34	23:23		
3rd Down Conversions		1/2	1/2	3/3 2/4	2/4 5/7	7/11		
Avg Field Position		T35	T24	T20 T50	T29 T37	T33		
4th Down Conversions		0/0	0/0	0/0 0/0	0/0 0/0	0/0		
MALE				1st 2nd 3rd 4th	1st 2nd			
				Qtr Qtr Qtr Qtr	Half Half	Total		
Time of possession		08:31	05:40	06:33 03:53	14:11 10:26	24:37		
3rd Down Conversions		2/5	1/5	1/3 0/2	3/10 1/5	4/15		
Avg Field Position		M43	M26	M21 M23	M37 M22	M31		
4th Down Conversions		1/1	0/0	0/1 0/1	1/1 0/2	1/3		

Drive Chart (By Quarter)

Team	Qtr	Spot	Drive Started		Drive Ended			Consumed	
			Time	Obtained	Spot	Time	How Lost	Pl-Yds	TOP
MALE	1st	M25	12:00	Kickoff	M26	09:28	Punt	4-1	02:32
TRINITY	1st	M46	09:28	Punt	M00	08:53	*TOUCHDOWN	3-46	00:35
MALE	1st	M20	08:53	Kickoff	T49	05:01	Punt	8-31	03:52
TRINITY	1st	T20	05:01	Punt	T15	03:58	Punt	3--5	01:03
MALE	1st	T46	03:58	Punt	T00	02:29	*TOUCHDOWN	7-46	01:29
TRINITY	1st	T28	02:29	Kickoff	M00	01:36	*TOUCHDOWN	3-72	00:53
MALE	1st	T00	01:36	Kickoff	T00	01:24	*TOUCHDOWN	0-0	00:12
TRINITY	1st	T38	01:24	Kickoff	M00	00:26	*TOUCHDOWN	3-62	00:58
MALE	1st	M20	00:26	Kickoff	M45	10:39	Punt	6-25	01:47
TRINITY	2nd	T28	10:39	Punt	M25	08:27	Interception	8-47	02:12
MALE	2nd	M02	08:27	Interception	M25	06:20	Punt	5-23	02:07
TRINITY	2nd	T41	06:20	Punt	M00	05:48	*TOUCHDOWN	2-59	00:32
MALE	2nd	M25	05:48	Kickoff	M35	04:28	Punt	5-10	01:20
TRINITY	2nd	T18	04:28	Punt	T50	03:17	Interception	3-32	01:11
MALE	2nd	T47	03:17	Interception	T29	02:25	Interception	3-18	00:52
TRINITY	2nd	T10	02:25	Interception	T29	12:00	End of half	4-19	02:25
TRINITY	3rd	T20	12:00	Kickoff	M00	10:21	*TOUCHDOWN	7-80	01:39
MALE	3rd	M20	10:21	Kickoff	T17	05:35	Downs	12-63	04:46
TRINITY	3rd	T17	05:35	Downs	M00	04:04	*TOUCHDOWN	3-83	01:31
MALE	3rd	M22	04:04	Kickoff	M47	02:17	Punt	5-25	01:47
TRINITY	3rd	T25	02:17	Punt	M00	10:14	*TOUCHDOWN	12-75	04:03
MALE	4th	M29	10:14	Kickoff	M33	08:28	Punt	3-4	01:46
TRINITY	4th	T47	08:28	Punt	M46	06:44	Punt	3-7	01:44
MALE	4th	M06	06:44	Punt	M06	06:44	Fumble	0-0	00:00
TRINITY	4th	M06	06:44	Fumble	M08	06:09	Interception	2--2	00:35
MALE	4th	M20	06:09	Interception	T00	05:15	*TOUCHDOWN	5-80	00:54
TRINITY	4th	T44	05:15	Kickoff	M46	01:44	Punt	5-10	03:31
MALE	4th	M20	01:44	Punt	T06	00:31	Interception	6-74	01:13
TRINITY	4th	T15	00:31	Interception	T15	00:00	End of half	1-0	00:31

Defensive Statistics

Defensive Statistics (Final)
 2001 KHSAA CLASS AAA FOOTBALL FINALS
 TRINITY vs MALE (Dec 01, 2001 at LOUISVILLE, KY)

TRINITY											
##	Player	UT	AT	Total	ForLoss	FF	FR-Yd	Intc	PD	Blkd Sack/Yds	QH
3	WES SOUTAR	5	.	5	1-2	/	.
88	RYAN FACKLER	4	1	5	2-10	1/4	.
19	JEFF SORG	4	1	5	.	.	.	1-1	2	/	.
35	MIKE SNYDER	3	1	4	2-5	/	.
37	CHA. SINGLETON	2	2	4	.	1	.	.	2	/	.
13	ALEX HENNESSEY	3	.	3	1	/	.
52	TOMMY FREY	2	1	3	1-4	.	.	.	2	/	.
49	ANDREW FREY	2	1	3	/	.
55	DAN GENTLE	1	2	3	2-6	.	.	1-6	2	/	.
7	CHRIS SHAIN	2	.	2	/	.
8	RAMON NEIVES	2	.	2	/	.
74	JASON JORDAN	1	1	2	1	/	1
48	PAUL SIMMS	1	1	2	/	.
17	MIKE FRANK	1	1	2	/	.
33	AARON ROTH	.	1	1	/	.
90	BLAKE NIX	.	1	1	1-1	/	.
45	MATT BRADY	.	1	1	/	.
6	JOHN ALDRED	.	1	1	/	.
62	CHAD WIMSATT	.	1	1	/	.
32	MARK RULEY	.	1	1	/	.
44	ANDY WAGNER	1-0	.	.	.	/	.
MALE											
##	Player	UT	AT	Total	ForLoss	FF	FR-Yd	Intc	PD	Blkd Sack/Yds	QH
62	COREY FARRIS	6	3	9	/	.

47 MATT BARKER	2	5	7	/	.
2 DALE BAUGHMAN	4	2	6	/	.
33 RYAN BLACKERBY	3	3	6	.	.	.	1-13	1	.	1
8 SERGIO SPENCER	3	3	6	.	.	.	1-0	1	.	1
28 CHRIS BARCLAY	4	1	5	.	.	.	1-0	1	.	.
57 KYLE WHEATLEY	3	1	4	1-2	/	.
52 CASEY SHUMATE	2	1	3	/	.
63 AUSTIN SMITH	1	2	3	1-3	/	.
11 CONRAD DOATY	2	.	2	/	.
19 MICHAEL BUSH	2	.	2	/	.
54 MARK KULL	1	.	1	/	.
20 T.J. MENESE	1	.	1	/	.
37 MICHAEL SMITH	1	.	1	/	.
10 TRAVIS WATTERS	1	.	1	/	.
56 BRAD FAHEY	1	.	1	/	.
16 NATHAN KUSTES	.	1	1	/	.
4 TERR. WILBURN	.	1	1	/	.
34 B.J. ADAMS	.	1	1	/	.

Quickie Statistics

Quickie Statistics (Final)
TRINITY vs MALE (Dec 01, 2001 at LOUISVILLE, KY)

	TRINITY	MALE
Score.....	45	19
FIRST DOWNS.....	22	20
RUSHES-YARDS (NET).....	40-213	22-55
PASSING YDS (NET).....	377	341
Passes Att-Comp-Int.....	22-12-3	47-23-2
TOTAL OFFENSE PLAYS-YARDS.....	62-590	69-396
Fumble Returns-Yards.....	0-0	0-0
Punt Returns-Yards.....	4-34	2-3
Kickoff Returns-Yards.....	2-29	6-189
Interception Returns-Yards....	2-7	3-13
Punts (Number-Avg).....	3-40.0	7-34.1
Fumbles-Lost.....	2-0	4-1
Penalties-Yards.....	5-45	5-36
Possession Time.....	23:23	24:37

TRINITY						MALE							
Rushing	No	Yds	TD	Lg	Avg	Rushing	No	Yds	TD	Lg	Avg		
DeQUESE MAY	22	144	4	42	6.5	MICHAEL BUSH	10	59	1	18	5.9		
TaSHAWN McBROOM	3	41	0	16	13.7	SERGIO SPENCER	6	7	0	3	1.2		
BRIAN BROHM	5	20	0	7	4.0	CHRIS BARCLAY	4	0	0	3	0.0		
JIMMY MURRAY	7	15	0	10	2.1	RYAN BLACKERBY	1	-4	0	0	-4.0		
Passing	Att	Cmp	Int	Yds	TD	Lng	Passing	Att	Cmp	Int	Yds	TD	Lng
BRIAN BROHM	21	12	2	377	3	82	MICHAEL BUSH	36	19	2	331	1	43
DeQUESE MAY	1	0	1	0	0	0	ANDREW PATTON	11	4	0	10	0	11
Receiving	No.	Yds	TD	Long	Receiving	No.	Yds	TD	Long				
ALEX HENNESSEY	4	133	2	82	ANDREW PATTON	5	55	0	14				
JIMMY MURRAY	3	41	0	18	COREY JAMES	5	54	0	20				
TaSHAWN McBROOM	2	124	1	71	CHRIS BARCLAY	4	70	1	33				
DeQUESE MAY	1	37	0	37	SERGIO SPENCER	3	74	0	43				
Punting	No.	Avg	Long	I20	Punting	No.	Avg	Long	I20				
PAUL SIMMS	3	40.0	46	0	TODD FLANNERY	7	34.1	50	1				
Punt returns	No.	Yds	TD	Long	Punt returns	No.	Yds	TD	Long				
TaSHAWN McBROOM	2	16	0	13	CHRIS BARCLAY	2	3	0	3				
ALEX HENNESSEY	2	18	0	15									
Kick returns	No.	Yds	TD	Long	Kick returns	No.	Yds	TD	Long				
MARK RULEY	1	11	0	11	MICHAEL BUSH	3	60	0	24				
DeQUESE MAY	1	18	0	18	CHRIS BARCLAY	3	129	1	95				

Team	Qtr	Time	Scoring play	Conversion	Plays-Yards	TOP	TRINITY - MALE
TRINITY	1st	08:53	ALEX HENNESSEY 5 yd pass from BRIAN BROHM	KARL WILLIAMS kick failed	3-46	0:35	6 - 0

MALE	1st 02:29	CHRIS BARCLAY 32 yd pass from MICHAEL BUSH	TODD FLANNERY kick failed	7-46	1:29	6 - 6
TRINITY	1st 01:36	TaSHAWN McBROOM 71 yd pass from BRIAN BROHM	BRIAN BROHM pass failed	3-72	0:53	12 - 6
MALE	1st 01:24	CHRIS BARCLAY 95 yd kickoff return	TODD FLANNERY kick			12 - 13
TRINITY	1st 00:26	DeQUESE MAY 42 yd run	DeQUESE MAY rush failed	3-62	0:58	18 - 13
TRINITY	2nd 05:48	DeQUESE MAY 6 yd run	KARL WILLIAMS kick failed	2-59	0:32	24 - 13
TRINITY	3rd 10:21	DeQUESE MAY 9 yd run	CHRIS PAYNE kick failed	7-80	1:39	30 - 13
TRINITY	3rd 04:04	ALEX HENNESSEY 82 yd pass from BRIAN BROHM	JEFF SORG pass	3-83	1:31	38 - 13
TRINITY	4th 10:14	DeQUESE MAY 0 yd fumble recovery	KARL WILLIAMS kick	12-75	4:03	45 - 13
MALE	4th 05:15	MICHAEL BUSH 1 yd run	MICHAEL BUSH pass failed	5-80	0:54	45 - 19

Participation Report

Participation Report (Final)
2001 KHSAA CLASS AAA FOOTBALL FINALS
TRINITY vs MALE (Dec 01, 2001 at LOUISVILLE, KY)

TRINITY: 2-TaSHAWN McBROOM, 3-WES SOUTAR, 5-CHRIS PAYNE, 6-JOHN ALDRED, 7-CHRIS SHAIN, 8-RAMON NEIVES, 12-BRIAN BROHM, 13-ALEX HENNESSEY, 15-MATT LEWIS, 17-MIKE FRANK, 19-JEFF SORG, 25-JIMMY MURRAY, 32-MARK RULEY, 33-AARON ROTH, 34-DeQUESE MAY, 35-MIKE SNYDER, 37-CHA. SINGLETON, 44-ANDY WAGNER, 45-MATT BRADY, 47-NORB ELBERT, 48-PAUL SIMMS, 49-ANDREW FREY, 52-TOMMY FREY, 55-DAN GENTLE, 62-CHAD WIMSATT, 74-JASON JORDAN, 85-WILL JONES, 88-RYAN FACKLER, 90-BLAKE NIX, 92-KARL WILLIAMS.

MALE: 2-DALE BAUGHMAN, 4-TERR. WILBURN, 8-SERGIO SPENCER, 10-TRAVIS WATTERS, 11-CONRAD DOATY, 14-ANDREW PATTON, 16-NATHAN KUSTES, 19-MICHAEL BUSH, 20-T.J. MENESE, 28-CHRIS BARCLAY, 33-RYAN BLACKERBY, 34-B.J. ADAMS, 37-MICHAEL SMITH, 47-MATT BARKER, 52-CASEY SHUMATE, 54-MARK KULL, 56-BRAD FAHEY, 57-KYLE WHEATLEY, 62-COREY FARRIS, 63-AUSTIN SMITH, 82-COREY JAMES, 84-TODD FLANNERY.

Play-by-Play Summary

Play-by-Play Summary (1st quarter)
2001 KHSAA CLASS AAA FOOTBALL FINALS
TRINITY vs MALE (Dec 01, 2001 at LOUISVILLE, KY)

MALE WINS TOSS, WILL RECEIVE, TRINITY WILL DEFEND THE NORTH GOAL

T 1-10 T40 TRINITY ball on TRINITY40.

KARL WILLIAMS kickoff 59 yards to the MALE1, MICHAEL BUSH return 24 yards to the MALE25 (JOHN ALDRED;MATT BRADY).

M 1-10 M25 [SHOT], ANDREW PATTON pass complete to MICHAEL BUSH for 11 yards to the MALE36, 1ST DOWN MALE (JEFF SORG).

M 1-10 M36 [SHOT], TEAM rush to the MALE30, fumble by TEAM recovered by MALE SERGIO SPENCER at MALE29.

M 2-17 M29 Timeout MALE, clock 10:57.

M 2-17 M29 [SHOT], ANDREW PATTON pass complete to MICHAEL BUSH for loss of 6 yards to the MALE23 (RYAN FACKLER).

M 3-23 M23 [SHOT], MICHAEL BUSH rush up middle for 3 yards to the MALE26 (RYAN FACKLER).

M 4-20 M26 TODD FLANNERY punt 33 yards to the TRINITY41, TaSHAWN McBROOM return 13 yards to the MALE46 (RYAN BLACKERBY).

----- 4 plays, 1 yards, TOP 02:32 -----

T 1-10 M46 TRINITY drive start at 09:28 (1st).

T 1-10 M46 PENALTY MALE Encroachment 5 yards to the MALE41.

T 1-5 M41 TaSHAWN McBROOM rush over left end for 10 yards to the MALE31, 1ST DOWN TRINITY (CHRIS BARCLAY).

T 1-10 M31 [SHOT], BRIAN BROHM pass complete to ALEX HENNESSEY for 26 yards to the MALE5, 1ST DOWN TRINITY.

T 1-6 M05 [SHOT], BRIAN BROHM pass complete to ALEX HENNESSEY for 5 yards to the MALE0, TOUCHDOWN, clock 08:53.

KARL WILLIAMS kick attempt failed.

=====

TRINITY 6, MALE 0

=====

----- 3 plays, 46 yards, TOP 00:35 -----

KARL WILLIAMS kickoff 60 yards to the MALE0, touchback.

- M 1-10 M20 MALE drive start at 08:53 (1st).
- M 1-10 M20 PENALTY MALE illegal procedure 5 yards to the MALE15.
- M 1-15 M15 [SHOT], MICHAEL BUSH pass complete to ANDREW PATTON for 14 yards to the MALE29 (WES SOUTAR).
- M 2-1 M29 SERGIO SPENCER rush over right tackle for no gain to the MALE29 (PAUL SIMMS).
- M 3-1 M29 MICHAEL BUSH rush QB KEEPER for 2 yards to the MALE31, 1ST DOWN MALE (JASON JORDAN;DAN GENTLE).
- M 1-10 M31 [SHOT], MICHAEL BUSH pass complete to ANDREW PATTON for 14 yards to the MALE45, 1ST DOWN MALE (ALEX HENNESSEY).
- M 1-10 M45 [SHOT], CHRIS BARCLAY rush over left end for loss of 4 yards to the MALE41 (TOMMY FREY;DAN GENTLE), PENALTY MALE holding 10 yards to the MALE31.
- M 1-24 M31 1st and 24.
- M 1-24 M31 [SHOT], MICHAEL BUSH pass complete to CHRIS BARCLAY for 8 yards to the MALE39 (ANDREW FREY).
- M 2-16 M39 [SHOT], MICHAEL BUSH pass complete to RYAN BLACKERBY for 12 yards to the TRINITY49.
- M 3-4 T49 [SHOT], MICHAEL BUSH pass incomplete to ANDREW PATTON (JEFF SORG).
- M 4-4 T49 TODD FLANNERY punt 29 yards to the TRINITY20, downed.

----- 8 plays, 31 yards, TOP 03:52 -----

- T 1-10 T20 TRINITY drive start at 05:01 (1st).
- T 1-10 T20 BRIAN BROHM rush up middle for no gain to the TRINITY20 (AUSTIN SMITH;SERGIO SPENCER).
- T 2-10 T20 PENALTY TRINITY illegal procedure (WES DUKE) 5 yards to the TRINITY15.
- T 2-15 T15 [SHOT], BRIAN BROHM pass incomplete, QB hurry by RYAN BLACKERBY.
- T 3-15 T15 BRIAN BROHM pass incomplete to TaSHAWN MCBROOM, QB hurry by SERGIO SPENCER.
- T 4-15 T15 PAUL SIMMS punt 34 yards to the TRINITY49, CHRIS BARCLAY return 3 yards to the TRINITY46 (CHAD WIMSATT;MARK RULEY).

----- 3 plays, minus 5 yards, TOP 01:03 -----

- M 1-10 T46 MALE drive start at 03:58 (1st).
- M 1-10 T46 [SHOT], MICHAEL BUSH pass incomplete to CHRIS BARCLAY.
- M 2-10 T46 [SHOT], MICHAEL BUSH pass incomplete to SERGIO SPENCER (ALEX HENNESSEY).
- M 3-10 T46 [SHOT], MICHAEL BUSH rush QB KEEPER for 18 yards to the TRINITY28, 1ST DOWN MALE (ALEX HENNESSEY).
- M 1-10 T28 RYAN BLACKERBY rush for loss of 4 yards to the TRINITY32 (MIKE SNYDER).
- M 2-14 T32 [SHOT], MICHAEL BUSH pass incomplete to CHRIS BARCLAY.
- M 3-14 T32 [SHOT], MICHAEL BUSH pass incomplete to COREY JAMES.
- M 4-14 T32 [SHOT], MICHAEL BUSH pass complete to CHRIS BARCLAY for 32 yards to the TRINITY0, 1ST DOWN MALE, TOUCHDOWN, clock 02:29.
TODD FLANNERY kick attempt failed.

=====

TRINITY 6, MALE 6

=====

----- 7 plays, 46 yards, TOP 01:29 -----

TODD FLANNERY kickoff 50 yards to the TRINITY10, DeQUESE MAY return 18 yards to the TRINITY28 (RYAN BLACKERBY;MATT BARKER).

- T 1-10 T28 TRINITY drive start at 02:23 (1st).
- T 1-10 T28 JIMMY MURRAY rush up middle for 1 yard to the TRINITY29 (COREY FARRIS;CASEY SHUMATE).
- T 2-9 T29 [SHOT], BRIAN BROHM pass incomplete to JIMMY MURRAY.
- T 3-9 T29 [SHOT], BRIAN BROHM pass complete to TaSHAWN MCBROOM for 71 yards to the MALE0, 1ST DOWN TRINITY, TOUCHDOWN, clock 01:36.
BRIAN BROHM pass attempt failed.

=====

TRINITY 12, MALE 6

=====

----- 3 plays, 72 yards, TOP 00:47 -----

KARL WILLIAMS kickoff 55 yards to the MALE5, CHRIS BARCLAY return 95 yards to the TRINITY0, TOUCHDOWN, clock 01:24.
TODD FLANNERY kick attempt good.

=====

TRINITY 12, MALE 13

=====

TODD FLANNERY kickoff 33 yards to the TRINITY27, MARK RULEY return 11 yards to the TRINITY38 (TERR. WILBURN;MATT BARKER).

- T 1-10 T38 TRINITY drive start at 01:17 (1st).
- T 1-10 T38 [SHOT], DeQUESE MAY rush up middle for 2 yards to the TRINITY40 (KYLE

WHEATLEY).
 T 2-8 T40 [SHOT], BRIAN BROHM pass complete to JIMMY MURRAY for 18 yards to the MALE42, 1ST DOWN TRINITY, out-of-bounds (DALE BAUGHMAN).
 T 1-10 M42 DeQUESE MAY rush up middle for 42 yards to the MALE0, 1ST DOWN TRINITY, TOUCHDOWN, clock 00:26.
 DeQUESE MAY rush attempt failed.

=====
 TRINITY 18, MALE 13
 =====

----- 3 plays, 62 yards, TOP 00:51 -----

KARL WILLIAMS kickoff 60 yards to the MALE0, touchback.
 M 1-10 M20 MALE drive start at 00:26 (1st).
 M 1-10 M20 [SHOT], MICHAEL BUSH pass complete to ANDREW PATTON for 7 yards to the MALE27, out-of-bounds (ANDREW FREY).
 M 2-3 M27 [SHOT], SERGIO SPENCER rush up middle for 1 yard to the MALE28 (JASON JORDAN).

==END OF 1st QUARTER==
 TRINITY 18, MALE 13
 =====

Play-by-Play Summary (2nd quarter)

M 3-2 M28 Start of 2nd quarter, clock 12:00.
 M 3-2 M28 [SHOT], MICHAEL BUSH pass complete to ANDREW PATTON for 12 yards to the MALE40, 1ST DOWN MALE.
 M 1-10 M40 MICHAEL BUSH pass incomplete to CHRIS BARCLAY (CHA. SINGLETON).
 M 2-10 M40 [SHOT], MICHAEL BUSH rush quarterback draw for 5 yards to the MALE45 (RYAN FACKLER;CHA. SINGLETON).
 M 3-5 M45 [SHOT], MICHAEL BUSH pass incomplete to ANDREW PATTON.
 M 4-5 M45 TODD FLANNERY punt 27 yards to the TRINITY28, out-of-bounds.

----- 6 plays, 25 yards, TOP 01:47 -----

T 1-10 T28 TRINITY drive start at 10:39 (2nd).
 T 1-10 T28 [SHOT], BRIAN BROHM pass incomplete to TaSHAWN McBROOM.
 T 2-10 T28 TaSHAWN McBROOM rush up middle for 15 yards to the TRINITY43, 1ST DOWN TRINITY (MATT BARKER;RYAN BLACKERBY).
 T 1-10 T43 TaSHAWN McBROOM rush REVERSE LEFT for 16 yards to the MALE41, 1ST DOWN TRINITY, out-of-bounds (TRAVIS WATTERS).
 T 1-10 M41 JIMMY MURRAY rush up middle for 3 yards to the MALE38 (MATT BARKER).
 T 2-7 M38 BRIAN BROHM rush over right end for 7 yards to the MALE31, 1ST DOWN TRINITY, out-of-bounds (CASEY SHUMATE).
 T 1-10 M31 [SHOT], BRIAN BROHM pass incomplete to JIMMY MURRAY.
 T 2-10 M31 [SHOT], BRIAN BROHM rush quarterback draw for 6 yards to the MALE25 (RYAN BLACKERBY).
 T 3-4 M25 [SHOT], BRIAN BROHM pass intercepted by SERGIO SPENCER at the MALE2, SERGIO SPENCER return 0 yards to the MALE2.

----- 8 plays, 47 yards, TOP 02:12 -----

M 1-10 M02 MALE drive start at 08:27 (2nd).
 M 1-10 M02 [SHOT], CHRIS BARCLAY rush over left guard for loss of 1 yard to the MALE1 (MIKE SNYDER;BLAKE NIX).
 M 2-11 M01 [SHOT], MICHAEL BUSH pass complete to COREY JAMES for 19 yards to the MALE20, 1ST DOWN MALE (RAMON NEIVES).
 M 1-10 M20 [SHOT], MICHAEL BUSH pass complete to COREY JAMES for 5 yards to the MALE25 (ANDREW FREY;PAUL SIMMS).
 M 2-5 M25 [SHOT], MICHAEL BUSH pass incomplete to COREY JAMES.
 M 3-5 M25 [SHOT], MICHAEL BUSH pass incomplete to SERGIO SPENCER (JASON JORDAN).
 M 4-5 M25 TODD FLANNERY punt 37 yards to the TRINITY38, TaSHAWN McBROOM return 3 yards to the TRINITY41 (NATHAN KUSTES;KYLE WHEATLEY).

----- 5 plays, 23 yards, TOP 02:07 -----

T 1-10 T41 TRINITY drive start at 06:20 (2nd).
 T 1-10 T41 [SHOT], BRIAN BROHM pass complete to TaSHAWN McBROOM for 53 yards to the MALE6, 1ST DOWN TRINITY (DALE BAUGHMAN).
 T 1-G M06 DeQUESE MAY rush up middle for 6 yards to the MALE0, TOUCHDOWN, clock 05:48.
 KARL WILLIAMS kick attempt failed.

=====
 TRINITY 24, MALE 13
 =====

----- 2 plays, 59 yards, TOP 00:32 -----

KARL WILLIAMS kickoff 53 yards to the MALE7, MICHAEL BUSH return 18 yards to the MALE25 (AARON ROTH;MIKE FRANK).

M 1-10 M25 MALE drive start at 05:42 (2nd).
 M 1-10 M25 Timeout MALE, clock 05:42.
 M 1-10 M25 [SHOT], ANDREW PATTON pass complete to NATHAN KUSTES for 7 yards to the MALE32 (WES SOUTAR).
 M 2-3 M32 CHRIS BARCLAY rush up middle for 3 yards to the MALE35, 1ST DOWN MALE (CHA. SINGLETON).
 M 1-10 M35 [SHOT], ANDREW PATTON pass incomplete to CHRIS BARCLAY, QB hurry by JASON JORDAN.
 M 2-10 M35 [SHOT], ANDREW PATTON pass incomplete to CHRIS BARCLAY.
 M 3-10 M35 [SHOT], ANDREW PATTON pass incomplete to SERGIO SPENCER, PENALTY MALE illegal procedure declined.
 M 4-10 M35 TODD FLANNERY punt 50 yards to the TRINITY15, ALEX HENNESSEY return 3 yards to the TRINITY18 (BRAD FAHEY).
 ----- 5 plays, 10 yards, TOP 01:14 -----

T 1-10 T18 TRINITY drive start at 04:28 (2nd).
 T 1-10 T18 [SHOT], BRIAN BROHM pass complete to JEFF SORG for 30 yards to the TRINITY48, 1ST DOWN TRINITY (CONRAD DOATY).
 T 1-10 T48 DeQUESE MAY rush up middle for 2 yards to the 50 yardline (MARK KULL).
 T 2-8 T50 DeQUESE MAY pass intercepted by RYAN BLACKERBY at the MALE40, RYAN BLACKERBY return 13 yards to the TRINITY47 (RAMON NEIVES).
 ----- 3 plays, 32 yards, TOP 01:11 -----

M 1-10 T47 MALE drive start at 03:17 (2nd).
 M 1-10 T47 ANDREW PATTON pass incomplete to NATHAN KUSTES, PENALTY TRINITY pass interference 15 yards to the TRINITY32, 1ST DOWN MALE, NO PLAY.
 M 1-10 T32 SERGIO SPENCER rush up middle for 3 yards to the TRINITY29 (TOMMY FREY).
 M 2-7 T29 [SHOT], ANDREW PATTON pass incomplete to RYAN BLACKERBY.
 M 3-7 T29 Timeout MALE, clock 02:33.
 M 3-7 T29 [SHOT], MICHAEL BUSH pass intercepted by JEFF SORG at the TRINITY9, JEFF SORG return 1 yards to the TRINITY10.
 ----- 3 plays, 18 yards, TOP 00:52 -----

T 1-10 T10 TRINITY drive start at 02:25 (2nd).
 T 1-10 T10 DeQUESE MAY rush up middle for 2 yards to the TRINITY12 (DALE BAUGHMAN).
 T 2-8 T12 JIMMY MURRAY rush up middle for loss of 3 yards to the TRINITY9 (AUSTIN SMITH).
 T 3-11 T09 Timeout TRINITY, clock 01:05.
 T 3-11 T09 BRIAN BROHM pass complete to ALEX HENNESSEY for 20 yards to the TRINITY29, 1ST DOWN TRINITY (T.J. MENESE).
 T 1-10 T29 JIMMY MURRAY rush over right guard for no gain to the TRINITY29 (COREY FARRIS).
 T 2-10 T29 End of 1st half, clock 00:00.

==END OF 2nd QUARTER==
 TRINITY 24, MALE 13
 =====

Play-by-Play Summary (3rd quarter)

T 2-10 T29 Start of 3rd quarter, clock 12:00, MALE ball on MALE40.
 ----- 4 plays, 19 yards, TOP 02:25 -----

TODD FLANNERY kickoff 60 yards to the TRINITY0, touchback.
 T 1-10 T20 TRINITY drive start at 12:00 (3rd).
 T 1-10 T20 [SHOT], BRIAN BROHM rush quarterback draw for 5 yards to the TRINITY25 (CHRIS BARCLAY).
 T 2-5 T25 [SHOT], BRIAN BROHM pass incomplete to ALEX HENNESSEY.
 T 3-5 T25 [SHOT], BRIAN BROHM pass complete to WILL JONES for 12 yards to the TRINITY37, 1ST DOWN TRINITY (CHRIS BARCLAY).
 T 1-10 T37 [SHOT], BRIAN BROHM pass complete to JIMMY MURRAY for 11 yards to the TRINITY48, 1ST DOWN TRINITY, out-of-bounds (MICHAEL BUSH).
 T 1-10 T48 JIMMY MURRAY rush over right end for 6 yards to the MALE46, out-of-bounds (MATT BARKER;DALE BAUGHMAN).
 T 2-4 M46 BRIAN BROHM pass complete to DeQUESE MAY for 37 yards to the MALE9, 1ST DOWN TRINITY, out-of-bounds (MICHAEL BUSH).
 T 1-6 M09 DeQUESE MAY rush over left guard for 9 yards to the MALE0, TOUCHDOWN, clock 10:21.
 CHRIS PAYNE kick attempt failed.

=====

TRINITY 30, MALE 13

=====

----- 7 plays, 80 yards, TOP 01:39 -----

KARL WILLIAMS kickoff 58 yards to the MALE2, MICHAEL BUSH return 18 yards to the MALE20 (CHRIS SHAIN).

M 1-10 M20 MALE drive start at 10:14 (3rd).

M 1-10 M20 [SHOT], MICHAEL BUSH pass incomplete to SERGIO SPENCER.
 M 2-10 M20 MICHAEL BUSH rush up middle for 1 yard to the MALE21 (RYAN FACKLER).
 M 3-9 M21 [SHOT], MICHAEL BUSH pass complete to SERGIO SPENCER for 9 yards to the MALE30, 1ST DOWN MALE (TOMMY FREY).
 M 1-10 M30 [SHOT], MICHAEL BUSH rush QB SCRAMBLE for 9 yards to the MALE39.
 M 2-1 M39 [SHOT], CHRIS BARCLAY rush up middle for 2 yards to the MALE41, 1ST DOWN MALE (MIKE SNYDER).
 M 1-10 M41 MICHAEL BUSH pass complete to DALE BAUGHMAN for 38 yards to the TRINITY21, 1ST DOWN MALE (WES SOUTAR).
 M 1-10 T21 [SHOT], SERGIO SPENCER rush up middle for 2 yards to the TRINITY19 (CHA. SINGLETON;JEFF SORG).
 M 2-8 T19 [SHOT], MICHAEL BUSH rush quarterback draw to the TRINITY8, fumble forced by CHA. SINGLETON, fumble by MICHAEL BUSH recovered by MALE TEAM at TRINITY4, 1ST DOWN MALE.
 M 1-G T04 SERGIO SPENCER rush for 3 yards to the TRINITY1 (MIKE SNYDER).
 M 2-G T01 SERGIO SPENCER rush over left guard for loss of 2 yards to the TRINITY3 (DAN GENTLE).
 M 3-G T03 [SHOT], MICHAEL BUSH rush for 3 yards to the TRINITY0, clock 06:07, PENALTY MALE holding (BRAD FAHEY) 11 yards to the TRINITY14, NO PLAY.
 M 3-G T14 [SHOT], MICHAEL BUSH pass complete to CHRIS BARCLAY for loss of 3 yards to the TRINITY17.
 M 4-G T17 Timeout MALE, clock 05:41.
 M 4-G T17 [SHOT], ANDREW PATTON pass incomplete to MICHAEL BUSH (CHA. SINGLETON).

----- 12 plays, 63 yards, TOP 04:39 -----

T 1-10 T17 TRINITY drive start at 05:35 (3rd).
 T 1-10 T17 [SHOT], TEAM rush to the TRINITY8, fumble by TEAM recovered by TRINITY BEN BRUSIE at TRINITY8.
 T 2-19 T08 JIMMY MURRAY rush up middle for 10 yards to the TRINITY18 (SERGIO SPENCER;B.J. ADAMS).
 T 3-9 T18 [SHOT], BRIAN BROHM pass complete to ALEX HENNESSEY for 82 yards to the MALE0, 1ST DOWN TRINITY, TOUCHDOWN, clock 04:04.
 MATT LEWIS pass attempt to JEFF SORG good.

=====

TRINITY 38, MALE 13

=====

----- 3 plays, 83 yards, TOP 01:31 -----

KARL WILLIAMS kickoff 54 yards to the MALE6, CHRIS BARCLAY return 16 yards to the MALE22 (MIKE FRANK).

M 1-10 M22 MALE drive start at 03:54 (3rd).
 M 1-10 M22 [SHOT], MICHAEL BUSH pass incomplete to COREY JAMES (TOMMY FREY).
 M 2-10 M22 [SHOT], MICHAEL BUSH pass complete to COREY JAMES for 12 yards to the MALE34, 1ST DOWN MALE.
 M 1-10 M34 [SHOT], ANDREW PATTON pass incomplete to SERGIO SPENCER, PENALTY TRINITY pass interference 15 yards to the MALE49, 1ST DOWN MALE, NO PLAY.
 M 1-10 M49 ANDREW PATTON pass complete to COREY JAMES for loss of 2 yards to the MALE47 (WES SOUTAR).
 M 2-12 M47 ANDREW PATTON pass incomplete to MICHAEL BUSH.
 M 3-12 M47 [SHOT], ANDREW PATTON pass incomplete to CHRIS BARCLAY.
 M 4-12 M47 TODD FLANNERY punt 28 yards to the TRINITY25, downed.

----- 5 plays, 25 yards, TOP 01:37 -----

T 1-10 T25 TRINITY drive start at 02:17 (3rd).
 T 1-10 T25 PENALTY MALE Encroachment (KYLE WHEATLEY) 5 yards to the TRINITY30.
 T 1-5 T30 DeQUESE MAY rush over right tackle for 9 yards to the TRINITY39, 1ST DOWN TRINITY (SERGIO SPENCER).
 T 1-10 T39 DeQUESE MAY rush over right end for 18 yards to the MALE43, 1ST DOWN TRINITY (MICHAEL SMITH).
 T 1-10 M43 DeQUESE MAY rush over left tackle for 2 yards to the MALE41 (SERGIO SPENCER;DALE BAUGHMAN).
 T 2-8 M41 DeQUESE MAY rush over right guard for 6 yards to the MALE35 (SERGIO SPENCER).
 T 3-2 M35 DeQUESE MAY rush up middle for 6 yards to the MALE29, 1ST DOWN TRINITY (RYAN BLACKERBY).
 T 1-10 M29 PENALTY TRINITY delay of game 5 yards to the MALE34.
 T 1-15 M34 DeQUESE MAY rush over right end for 7 yards to the MALE27, out-of-bounds (COREY FARRIS).

==END OF 3rd QUARTER==

TRINITY 38, MALE 13

=====

Play-by-Play Summary (4th quarter)

T 2-8 M27 Start of 4th quarter, clock 12:00.

T 2-8 M27 DeQUESE MAY rush up middle for 3 yards to the MALE24 (COREY FARRIS).
 T 3-5 M24 [SHOT], BRIAN BROHM pass complete to JIMMY MURRAY for 12 yards to the MALE12, 1ST DOWN TRINITY, out-of-bounds (CHRIS BARCLAY).
 T 1-10 M12 DeQUESE MAY rush up middle for 5 yards to the MALE7 (COREY FARRIS).
 T 2-5 M07 BRIAN BROHM pass incomplete to DeQUESE MAY.
 T 3-5 M07 DeQUESE MAY rush PITCH RIGHT for 5 yards to the MALE2, 1ST DOWN TRINITY, out-of-bounds (DALE BAUGHMAN).
 T 1-G M02 BRIAN BROHM rush to the MALE1, fumble by BRIAN BROHM recovered by TRINITY DeQUESE MAY at MALE0, 1ST DOWN TRINITY, TOUCHDOWN, clock 10:14.
 KARL WILLIAMS kick attempt good.

=====
 TRINITY 45, MALE 13
 =====

----- 12 plays, 75 yards, TOP 04:03 -----

KARL WILLIAMS kickoff 49 yards to the MALE11, CHRIS BARCLAY return 0 yards to the MALE11, fumble by CHRIS BARCLAY recovered by MALE CHRIS BARCLAY at MALE14, CHRIS BARCLAY for 15 yards to the MALE29 (CHRIS SHAIN).

M 1-10 M29 MALE drive start at 10:07 (4th), MALE ball on MALE29.
 M 1-10 M29 [SHOT], MICHAEL BUSH pass incomplete to COREY JAMES.
 M 2-10 M29 [SHOT], MICHAEL BUSH sacked for loss of 4 yards to the MALE25 (RYAN FACKLER).
 M 3-14 M25 [SHOT], MICHAEL BUSH pass complete to ANDREW PATTON for 8 yards to the MALE33.
 M 4-6 M33 TODD FLANNERY punt 35 yards to the TRINITY32, ALEX HENNESSEY return 15 yards to the TRINITY47 (RYAN BLACKERBY;CHRIS BARCLAY).

----- 3 plays, 7 yards, TOP 01:39 -----

T 1-10 T47 TRINITY drive start at 08:28 (4th).
 T 1-10 T47 DeQUESE MAY rush up middle for 2 yards to the TRINITY49 (COREY FARRIS;MATT BARKER).
 T 2-8 T49 DeQUESE MAY rush PITCH RIGHT for 3 yards to the MALE48 (COREY FARRIS;AUSTIN SMITH).
 T 3-5 M48 DeQUESE MAY rush for 2 yards to the MALE46 (SERGIO SPENCER).
 T 4-3 M46 PAUL SIMMS punt 40 yards to the MALE6, CHRIS BARCLAY return 0 yards to the MALE6, fumble by CHRIS BARCLAY recovered by TRINITY ANDY WAGNER at MALE6.

----- 3 plays, 7 yards, TOP 01:44 -----

T 1-G M06 TRINITY drive start at 06:44 (4th).
 T 1-G M06 JIMMY MURRAY rush up middle for loss of 2 yards to the MALE8 (KYLE WHEATLEY).
 T 2-G M08 BRIAN BROHM pass intercepted by CHRIS BARCLAY at the MALE0, CHRIS BARCLAY return 0 yards to the MALE0, touchback.

----- 2 plays, minus 2 yards, TOP 00:35 -----

M 1-10 M20 MALE drive start at 06:09 (4th).
 M 1-10 M20 [SHOT], MICHAEL BUSH pass incomplete to CHRIS BARCLAY (DAN GENTLE).
 M 2-10 M20 Timeout MALE, clock 06:05.
 M 2-10 M20 [SHOT], MICHAEL BUSH pass complete to COREY JAMES for 20 yards to the MALE40, 1ST DOWN MALE (WES SOUTAR).
 M 1-10 M40 [SHOT], MICHAEL BUSH pass complete to CHRIS BARCLAY for 33 yards to the TRINITY27, 1ST DOWN MALE.
 M 1-10 T27 [SHOT], MICHAEL BUSH pass complete to RYAN BLACKERBY for 26 yards to the TRINITY1, 1ST DOWN MALE (JEFF SORG).
 M 1-G T01 MICHAEL BUSH rush over right guard for 1 yard to the TRINITY0, TOUCHDOWN, clock 05:15.
 MICHAEL BUSH pass attempt failed, PENALTY MALE pass interference declined.

=====
 TRINITY 45, MALE 19
 =====

----- 5 plays, 80 yards, TOP 00:54 -----

TODD FLANNERY kickoff 16 yards to the TRINITY44, on-side kick, recovered by TRINITY on TRINITY44.

T 1-10 T44 TRINITY drive start at 05:11 (4th).
 T 1-10 T44 DeQUESE MAY rush up middle for 6 yards to the 50 yardline (CONRAD DOATY).
 T 2-4 T50 DeQUESE MAY rush up middle for 5 yards to the MALE45, 1ST DOWN TRINITY (COREY FARRIS).
 T 1-10 M45 DeQUESE MAY rush over right guard for 1 yard to the MALE44 (COREY FARRIS).
 T 2-9 M44 DeQUESE MAY rush for 1 yard to the MALE43 (KYLE WHEATLEY).
 T 3-8 M43 NORB ELBERT rush up middle for 2 yards to the MALE41 (MATT BARKER).
 T 4-6 M41 PENALTY TRINITY delay of game 5 yards to the MALE46.
 T 4-11 M46 PAUL SIMMS punt 46 yards to the MALE0, touchback.

----- 5 plays, 10 yards, TOP 03:27 -----

M 1-10 M20 MALE drive start at 01:44 (4th).

M 1-10 M20 [SHOT], MICHAEL BUSH pass complete to SERGIO SPENCER for 43 yards to the TRINITY37, 1ST DOWN MALE (JEFF SORG).
 M 1-10 T37 [SHOT], MICHAEL BUSH pass complete to SERGIO SPENCER for 22 yards to the TRINITY15, 1ST DOWN MALE, out-of-bounds (JEFF SORG).
 M 1-10 T15 [SHOT], MICHAEL BUSH pass incomplete to RYAN BLACKERBY (TOMMY FREY).
 M 2-10 T15 [SHOT], MICHAEL BUSH rush over right end for 9 yards to the TRINITY6, out-of-bounds (ALEX HENNESSEY).
 M 3-1 T06 [SHOT], MICHAEL BUSH pass incomplete to SERGIO SPENCER.
 M 4-1 T06 Timeout TRINITY, clock 00:39.
 M 4-1 T06 [SHOT], MICHAEL BUSH pass intercepted by DAN GENTLE at the TRINITY9, DAN GENTLE return 6 yards to the TRINITY15 (CASEY SHUMATE).

----- 6 plays, 74 yards, TOP 01:13 -----

T 1-10 T15 TRINITY drive start at 00:31 (4th).
 T 1-10 T15 TEAM rush for no gain to the TRINITY15.
 T 2-10 T15 End of 2nd half, clock 00:00.

----- 1 plays, 0 yards, TOP 00:31 -----

=====FINAL SCORE=====
 TRINITY 45, MALE 19
 =====

Play Breakdown Summary

Play Breakdown Summary (Final)
 2001 KHSAA CLASS AAA FOOTBALL FINALS
 TRINITY vs MALE (Dec 01, 2001 at LOUISVILLE, KY)

TRINITY				MALE			
Down	RUN	PASS	Total	Down	RUN	PASS	Total
OVERALL.....	40	22	62	OVERALL.....	21	48	69
1ST DOWN.....	26	7	33	1ST DOWN.....	9	21	30
2ND DOWN-SHORT..	0	0	0	2ND DOWN-SHORT..	5	0	5
2ND DOWN-MIDDLE..	1	3	4	2ND DOWN-MIDDLE..	0	1	1
2ND DOWN-LONG....	9	5	14	2ND DOWN-LONG....	4	11	15
3RD DOWN-SHORT...	1	0	1	3RD DOWN-SHORT...	1	2	3
3RD DOWN-MIDDLE..	0	1	1	3RD DOWN-MIDDLE..	0	1	1
3RD DOWN-LONG....	3	6	9	3RD DOWN-LONG....	2	9	11
4TH DOWN.....	0	0	0	4TH DOWN.....	0	3	3

TRINITY			MALE				
Formation	RUN	PASS	Total	Formation	RUN	PASS	Total
.....	36	6	42	SHOT.....	12	44	56
SHOT.....	4	16	20	9	4	13

Play Breakdown

Play Breakdown (Final)
 2001 KHSAA CLASS AAA FOOTBALL FINALS
 TRINITY vs MALE (Dec 01, 2001 at LOUISVILLE, KY)

TRINITY (Sorted by Play type)

1ST DOWN RUN (26 RUN, 7 PASS)	1ST DOWN PASS
1-2 M02 #12 1 []	1-5 M05 #13 5 [SHOT]
1-10 T15 #TM 0 []	1-10 M31 #13 26 [SHOT]
1-10 T17 #TM -9 [SHOT]	1-10 T18 #19 30 [SHOT]
1-5 M41 #2 10 [] over left end	1-10 T41 #2 53 [SHOT]

1-9 M09 #34 9 [] over left guard
 1-10 M43 #34 2 [] over left tackle
 1-10 T20 #12 0 [] up middle
 1-6 M06 #25 -2 [] up middle
 1-10 M41 #25 3 [] up middle
 1-10 T28 #25 1 [] up middle
 1-10 T44 #34 6 [] up middle
 1-6 M06 #34 6 [] up middle
 1-10 T47 #34 2 [] up middle
 1-10 M12 #34 5 [] up middle
 1-10 T48 #34 2 [] up middle
 1-10 T10 #34 2 [] up middle
 1-10 M42 #34 42 [] up middle
 1-10 T38 #34 2 [SHOT] up middle
 1-10 T20 #12 5 [SHOT] quarterback draw
 1-10 T48 #25 6 [] over right end
 1-10 T39 #34 18 [] over right end
 1-15 M34 #34 7 [] over right end
 1-10 T29 #25 0 [] over right guard
 1-10 M45 #34 1 [] over right guard
 1-5 T30 #34 9 [] over right tackle
 1-10 T43 #2 16 [] REVERSE LEFT

1-10 T28 #2 - [SHOT]
 1-10 T37 #25 11 [SHOT]
 1-10 M31 #25 - [SHOT]

2ND-SHORT RUN (0 RUN, 0 PASS)

2ND-SHORT PASS

2ND-MIDDLE RUN (1 RUN, 3 PASS)
 2-4 T50 #34 5 [] up middle

2ND-MIDDLE PASS
 2-4 M46 #34 37 []
 2-5 M07 #34 - []
 2-5 T25 #13 - [SHOT]

2ND-LONG RUN (9 RUN, 5 PASS)

2ND-LONG PASS
 2-8 M08 # INT []
 2-8 T50 # INT []
 2-8 T40 #25 18 [SHOT]
 2-9 T29 #25 - [SHOT]
 2-15 T15 # - [SHOT]

2-9 M44 #34 1 []
 2-10 T28 #2 15 [] up middle
 2-8 T12 #25 -3 [] up middle
 2-19 T08 #25 10 [] up middle
 2-8 M27 #34 3 [] up middle
 2-8 T49 #34 3 [] PITCH RIGHT
 2-10 M31 #12 6 [SHOT] quarterback draw
 2-7 M38 #12 7 [] over right end
 2-8 M41 #34 6 [] over right guard

3RD-SHORT RUN (1 RUN, 0 PASS)
 3-2 M35 #34 6 [] up middle

3RD-SHORT PASS

3RD-MIDDLE RUN (0 RUN, 1 PASS)

3RD-MIDDLE PASS
 3-4 M25 # INT [SHOT]

3RD-LONG RUN (3 RUN, 6 PASS)
 3-5 M48 #34 2 []
 3-8 M43 #47 2 [] up middle
 3-5 M07 #34 5 [] PITCH RIGHT

3RD-LONG PASS
 3-11 T09 #13 20 []
 3-15 T15 #2 - []
 3-9 T18 #13 82 [SHOT]
 3-9 T29 #2 71 [SHOT]
 3-5 M24 #25 12 [SHOT]
 3-5 T25 #85 12 [SHOT]

4TH DOWN RUN (0 RUN, 0 PASS)

4TH DOWN PASS

Play Breakdown

Play Breakdown (Final)
 2001 KHSAA CLASS AAA FOOTBALL FINALS
 TRINITY vs MALE (Dec 01, 2001 at LOUISVILLE, KY)

MALE (Sorted by Play type)

1ST DOWN RUN (9 RUN, 21 PASS)
 1-10 T28 #33 -4 []
 1-4 T04 #8 3 []
 1-10 M36 #TM -6 [SHOT]
 1-10 M45 #28 -4 [SHOT] over left end
 1-10 M02 #28 -1 [SHOT] over left guard
 1-10 T32 #8 3 [] up middle
 1-10 T21 #8 2 [SHOT] up middle
 1-10 M30 #19 9 [SHOT] QB SCRAMBLE
 1-1 T01 #19 1 [] over right guard

1ST DOWN PASS
 1-10 M41 #2 38 []
 1-10 M40 #28 - []
 1-10 M49 #82 -2 []
 1-10 M31 #14 14 [SHOT]
 1-15 M15 #14 14 [SHOT]
 1-10 M20 #14 7 [SHOT]
 1-10 M25 #16 7 [SHOT]
 1-10 M25 #19 11 [SHOT]
 1-10 T46 #28 - [SHOT]
 1-24 M31 #28 8 [SHOT]
 1-10 M20 #28 - [SHOT]
 1-10 M40 #28 33 [SHOT]
 1-10 M35 #28 - [SHOT]
 1-10 T15 #33 - [SHOT]
 1-10 T27 #33 26 [SHOT]
 1-10 M20 #8 - [SHOT]
 1-10 M20 #8 43 [SHOT]
 1-10 T37 #8 22 [SHOT]
 1-10 M20 #82 5 [SHOT]
 1-10 M22 #82 - [SHOT]
 1-10 M29 #82 - [SHOT]

2ND-SHORT RUN (5 RUN, 0 PASS)
 2-1 T01 #8 -2 [] over left guard
 2-3 M32 #28 3 [] up middle

2ND-SHORT PASS

2-1 M39 #28 2 [SHOT] up middle
 2-3 M27 #8 1 [SHOT] up middle
 2-1 M29 #8 0 [] over right tackle

2ND-MIDDLE RUN (0 RUN, 1 PASS)

2ND-LONG RUN (4 RUN, 11 PASS)

2-10 M20 #19 1 [] up middle
 2-8 T19 #19 11 [SHOT] quarterback draw
 2-10 M40 #19 5 [SHOT] quarterback draw
 2-10 T15 #19 9 [SHOT] over right end

3RD-SHORT RUN (1 RUN, 2 PASS)

3-1 M29 #19 2 [] QB KEEPER

3RD-MIDDLE RUN (0 RUN, 1 PASS)

3RD-LONG RUN (2 RUN, 9 PASS)

3-23 M23 #19 3 [SHOT] up middle
 3-10 T46 #19 18 [SHOT] QB KEEPER

4TH DOWN RUN (0 RUN, 3 PASS)

2ND-MIDDLE PASS

2-5 M25 #82 - [SHOT]

2ND-LONG PASS

2-12 M47 #19 - []
 2-17 M29 #19 -6 [SHOT]
 2-14 T32 #28 - [SHOT]
 2-10 M35 #28 - [SHOT]
 2-16 M39 #33 12 [SHOT]
 2-7 T29 #33 - [SHOT]
 2-10 T46 #8 - [SHOT]
 2-10 M22 #82 12 [SHOT]
 2-10 M20 #82 20 [SHOT]
 2-11 M01 #82 19 [SHOT]
 2-10 M29 # SACK [SHOT]

3RD-SHORT PASS

3-2 M28 #14 12 [SHOT]
 3-1 T06 #8 - [SHOT]

3RD-MIDDLE PASS

3-4 T49 #14 - [SHOT]

3RD-LONG PASS

3-5 M45 #14 - [SHOT]
 3-14 M25 #14 8 [SHOT]
 3-7 T29 # INT [SHOT]
 3-14 T14 #28 -3 [SHOT]
 3-12 M47 #28 - [SHOT]
 3-9 M21 #8 9 [SHOT]
 3-10 M35 #8 - [SHOT]
 3-5 M25 #8 - [SHOT]
 3-14 T32 #82 - [SHOT]

4TH DOWN PASS

4-17 T17 #19 - [SHOT]
 4-14 T32 #28 32 [SHOT]
 4-1 T06 # INT [SHOT]

2004 National City-KHSAA Boys' Sweet 16 - Game Box Score

Trinity Shamrocks vs. University Heights Blazers

Date: 03/17/2004 Time: 1:40 pm Site: Rupp Arena-Lexington, KY Attendance: 14115

Visitors: University Heights Blazers

##	Name	P	FG	3 Pt	FT	PTS	ORB	DRB	TR	PF	AST	TO	BS	ST	MIN
4	Justin Haskins		0/0	0/0	0/0	0	0	0	0	0	0	0	0	0	1:32
5	Phillip Whitaker		0/1	0/1	0/0	0	0	0	0	0	0	0	0	0	2:51
10	* Josh Mack	G	4/20	1/6	0/2	9	1	4	5	3	3	4	0	0	29:09
12	Ve'Airus Leavell		1/4	0/1	3/4	5	1	4	5	3	2	1	0	0	17:27
14	* Cody Stallons	F	2/4	0/1	0/0	4	1	3	4	3	0	2	0	3	18:44
20	Patrick Stine		0/1	0/1	0/0	0	0	1	1	0	0	0	1	0	1:50
21	* Nathan Owen	G	5/11	2/4	0/0	12	1	4	5	2	2	2	0	0	25:41
25	* Chris Evans	F	1/2	0/0	0/0	2	0	0	0	1	0	0	1	1	7:50
30	Patrick Metcalfe		2/4	0/0	0/0	4	2	3	5	3	0	1	1	0	12:37
32	* Hiram Metcalfe	C	0/2	0/0	0/0	0	3	2	5	3	0	2	1	1	13:09
40	Carson Rager		3/4	2/3	0/0	8	1	0	1	1	0	1	0	0	16:14
42	Trey Gilliland		2/2	1/1	0/0	5	1	0	1	0	0	0	0	0	1:32
44	Logan Chestnut		4/7	0/0	0/1	8	2	0	2	2	0	3	0	1	11:24
	Team						0	2	2						
	Totals		24/62	6/18	3/7	57	13	23	36	21	7	16	4	6	160

Total FG	1st Half	13/31	41.9%	2nd Half	11/31	35.5%	Game	24/62	38.7%
3 PT FG	1st Half	2/7	28.6%	2nd Half	4/11	36.4%	Game	6/18	33.3%
Free Throws	1st Half	0/3	0.00%	2nd Half	3/4	75.0%	Game	3/7	42.9%

Home: Trinity Shamrocks

##	Name	P	FG	3 Pt	FT	PTS	ORB	DRB	TR	PF	AST	TO	BS	ST	MIN
1	* Zach Berry	G	4/11	0/2	1/2	9	0	3	3	1	2	0	3	3	30:03
4	Jeremy Abell		0/0	0/0	0/0	0	0	0	0	1	0	0	0	0	1:32
10	Brad Noe		1/1	0/0	1/2	3	1	0	1	0	0	0	0	0	1:32
13	* Blake Nix	F	5/12	2/5	2/4	14	3	6	9	2	2	2	0	3	27:05
15	* Kyle Saxton	F	3/8	0/0	7/8	13	1	3	4	0	2	4	1	2	25:33
20	Steve Orndorff		0/1	0/0	0/0	0	0	0	0	0	0	0	0	0	0:44
21	Michael Dockter		1/1	0/0	0/0	2	0	1	1	0	0	0	0	0	1:32
22	* Brian Brohm	F	5/10	0/0	3/5	13	5	6	11	1	0	1	0	1	24:00
23	* Bret Saxton	G	2/6	0/0	5/6	9	1	2	3	1	3	3	0	0	28:09
30	Chad Byron		0/0	0/0	1/2	1	0	0	0	0	1	0	0	0	1:32
33	Nick Hope		2/3	0/0	1/1	5	1	0	1	0	0	0	0	0	6:43
34	Charlie Gonzalez		3/3	0/0	0/0	6	1	2	3	1	0	2	2	0	10:36
35	Matt Tierney		0/0	0/0	0/0	0	0	0	0	0	0	0	0	0	0:59
	Team						0	5	5						
	Totals		26/56	2/7	21/30	75	13	28	41	7	10	12	6	9	160

Total FG	1st Half	11/27	40.7%	2nd Half	15/29	51.7%	Game	26/56	46.4%
3 PT FG	1st Half	1/4	25.0%	2nd Half	1/3	33.3%	Game	2/7	28.6%
Free Throws	1st Half	5/6	83.3%	2nd Half	6/24	66.7%	Game	21/30	70.0%

	UHA	TRIN		UHA	TRIN		UHA	TRIN
Free Throw Pts	3	21	3Pt Points	18	6	Pts/Possession	0.84	1.10
Pts off Turnovers	10	25	2nd Chance Points	13	12	Pts off Bench	30	17
Total Rebounds	36	41	Team Rebounds	2	5	Dead Ball Reb	1	3
Off Rebound %	31.7	36.1	Def Rebound %	63.9	68.3	Total Rebound %	46.8	53.2

Technical Fouls: UHA None, TRIN None
 Officials: Brent Hampton, Terry Coldiron, Eric Canady

	Qtr 1	Qtr 2	Qtr 3	Qtr 4	OT 1	OT 2	OT 3	OT 4	Total
University Heights Blazers	16	12	17	12	0	0	0	0	57
Trinity Shamrocks	15	13	23	24	0	0	0	0	75

2004 National City-KHSAA Boys Sweet 16 Game Box Score

Mason Royals vs. Trinity Shamrocks

Date: 03/19/2004 Time: 12 Noon Site: Rupp Arena-Lexington, KY Attendance: Unknown

Visitors: Trinity Shamrocks															
##	Name	P	FG	3 Pt	FT	PTS	ORB	DRB	TR	PF	AST	TO	BS	ST	MIN
1	* Zach Berry	G	3/10	0/2	3/7	9	2	3	5	3	3	2	0	1	44:00
4	Jeremy Abell														DNP
10	Brad Noe														DNP
13	* Blake Nix	F	5/12	3/7	0/0	13	4	4	8	3	2	0	0	1	40:44
15	* Kyle Saxton	F	5/13	2/5	5/7	17	0	4	4	3	0	2	0	0	44:00
20	Steve Omdorff														DNP
21	Michael Dockter														DNP
22	* Brian Brohm	F	3/7	0/0	1/3	7	5	4	9	4	1	2	0	1	41:10
23	* Bret Saxton	G	4/9	1/2	1/2	10	0	5	5	4	4	4	0	0	44:00
30	Chad Byron														DNP
33	Nick Hope		0/1	0/0	0/0	0	0	0	0	2	0	0	0	0	3:16
34	Charlie Gonzalez		1/1	0/0	1/2	3	1	0	1	0	0	0	0	0	2:50
35	Matt Tierney														DNP
	Team					0	1	1	1			1			
	Totals		21/53	6/16	11/21	59	12	21	33	19	10	11	0	3	220

Total FG	1st Half	6/16	37.5%	2nd Half	15/37	40.5%	Game	21/53	39.6%
3 PT FG	1st Half	2/5	40.0%	2nd Half	4/11	36.4%	Game	6/16	37.5%
Free Throws	1st Half	5/7	71.4%	2nd Half	6/14	42.9%	Game	11/21	52.4%

Home: Mason Royals															
##	Name	P	FG	3 Pt	FT	PTS	ORB	DRB	TR	PF	AST	TO	BS	ST	MIN
3	Zach Harrison														DNP
4	* Chris Lofton		9/21	2/10	9/10	29	1	10	11	2	2	3	0	2	43:26
5	Chase Crawford														DNP
10	Chris Schumacher		0/0	0/0	1/2	1	0	2	2	3	1	0	0	0	30:02
11	Drew Stahl														DNP
15	* Andrew Tibbs		2/5	0/0	4/4	8	1	3	4	2	1	0	0	1	44:00
20	* Casey Pfeffer		1/5	1/5	1/2	4	2	1	3	3	0	1	0	0	26:14
21	Darius Miller														DNP
30	Mario Turner														DNP
33	* Dustin Grutza		3/5	1/1	0/0	7	0	2	2	5	0	3	1	1	32:18
34	* Jarrod Litzinger		7/14	1/3	2/2	17	2	6	8	4	0	5	0	1	44:00
50	Chris Hopper														DNP
52	Micah Turner														DNP
23	Brad Pawsat														DNP
	Team						1	1	2						
	Totals		22/50	5/19	17/20	66	7	25	32	19	4	12	1	5	220

Total FG	1st Half	8/24	33.3%	2nd Half	14/26	53.8%	Game	22/50	44.0%
3 PT FG	1st Half	1/7	14.3%	2nd Half	4/12	33.3%	Game	5/19	26.3%
Free Throws	1st Half	2/2	100%	2nd Half	15/18	83.3%	Game	17/20	85.0%

	TRIN	MASON		TRIN	MASON		TRIN	MASON
Free Throw Pts	11	17	3Pt Points	18	15	Pts/Possession	0.95	1.05
Pts off Turnovers	13	14	2nd Chance Points	8	2	Pts off Bench	3	1
Total Rebounds	33	32	Team Rebounds	1	2	Dead Ball Reb	4	4
Off Rebound %	32.4	25.0	Def Rebound %	75.0	67.6	Total Rebound %	50.8	49.2

Technical Fouls: TRIN None, MASON None
 Officials: Steve Divine, Troy Winders, Eric Canady

	Qtr 1	Qtr 2	Qtr 3	Qtr 4	OT 1	OT 2	OT 3	OT 4	Total
Trinity Shamrocks	12	7	14	11	6	2	7	0	59
Mason Royals	9	10	13	12	6	2	14	0	66

Trinity roughs up Rose Hill 82-63

Eighth-grade star Mayo scores 26 in losing effort
By Mike Fields
Lexington Herald Leader
December 28, 2002

Trinity, best known as a football powerhouse, showed last night it may be ready to play big-time basketball, too. The unranked Shamrocks dismantled No. 8 Rose Hill 82-63 in the Fifth Third Bank Holiday Classic in front of a full house at Lexington Catholic.

Rose Hill eighth-grade star O.J. Mayo was quiet much of the game. He had only eight points midway through the fourth quarter before pumping in 18 points down the stretch to finish with 26.

That wasn't enough to rally the Royals, who were blitzed 15-0 by Trinity and the end of the third quarter.

"This was like a regional championship game, with the crowd and atmosphere, and playing probably a top-10 team," Trinity Coach Mike Szabo said. "I was glad to see we rose to the occasion."

The Rocks were led by 6-foot-5 senior star Chris McCoy's 24 points, but he had lots of support. Twin brothers Kyle and Brett Saxton combined for 23 points.

Also lending muscle to the cause were Blake Nix and Brian Brohm, standout football players who helped Trinity to a Class 4A title and No. 4 national ranking this season.

Nix, a bruising defensive end, had 16 points and 11 rebounds. Brohm, one of the top quarterbacks in the country, added 10 points and six rebounds, and got a nasty bruise under his right eye while mixing it up inside.

"Blake and Brian did a great job down low," Szabo said. "Those are two great guys coming off the bench."

Rose Hill Coach Jeff Hall said he "probably made a mistake" by writing Trinity's record (4-3) on the board in the locker room before the game. "The kids probably looked at that and thought these guys can't play," he said.

Seneca 46, Trinity 40

Staff Report
The Courier-Journal
Saturday, February 21, 2004

The No. 13 RedHawks (24-4) jumped out to a 12-2 lead and led by 17 in the third quarter before holding off the host Shamrocks (13-12).

Gerry Young scored 11 points for Seneca. Zach Berry scored 10 of his 12 points in the fourth quarter to lead the Rocks.

Trinity 77, Floyd Central (Indiana) 51

Staff Report
The Courier-Journal
Saturday, February 28, 2004

Brian Brohm scored 14 points and Kyle Saxton added 13 as the host Shamrocks (14-12) smothered the visiting Highlanders (10-10).

"We did everything well tonight," said Trinity coach Mike Szabo. "We played a complete game."

Derek Summers had 17 for Floyd Central.

Trinity shocks Seneca with 53-43 win in OT

By Jody Demling
The Courier-Journal
Tuesday, March 2, 2004

It must be March.

After an uneventful final few weeks of the regular season, the boys' high school basketball postseason started with a shocker in the Seventh Region last night at Trinity.

The Shamrocks outscored Seneca 10-0 in overtime and stunned the favored RedHawks 53-43 in the 26th District Tournament before about 1,000 fans.

"This is the time of the year you want to be playing your best basketball," Trinity coach Mike Szabo said. "There's no question we believe we're peaking at the right time."

Trinity (15-12) which lost 46-40 to Seneca on Feb. 20, held the RedHawks to 0 of 3 from the field and forced three turnovers in the extra period. The Shamrocks hit 7 of 8 free throws in the final minute to seal it.

"We felt confident coming into this game," Trinity junior point guard Zach Berry said. "Seneca is a great team, and this really gives us a lot of confidence."

Seneca (25-5), No. 13 in the Courier-Journal's Litkenhous Ratings, was favored to take the regional title after winning 15 of its final 16 games, including the Louisville Invitational Tournament.

The Redhawks still get one more shot and will Atherton in the three-team district tomorrow at Trinity. A win by Seneca would put it into next week's regional tournament but would force it to play at a district champion in the opening round.

"That's what I just told them, 'At least we have a second chance,'" Seneca coach Tony Branch said. "Maybe we got the bad one out of our system."

Trinity hopes to use the game as a springboard to the school's first regional title. The Shamrocks have lost eight games by six points or fewer and fell to Fern Creek by only three points and Ballard by six in the past few weeks.

"It's amazing what a difference to weeks makes," Branch said.

Kyle Saxton led the Shamrocks with 13 points, while Nick Hope had 11 and Mr. Football Brian Brohm tacked on nine points and 10 rebounds.

The Shamrocks, whose tallest starter is the 6-foot-4 Brohm, lost the rebounding battle by 12 in the first matchup but outrebounded the RedHawks – who have two 6-8 players in the post – 33-22.

Seneca looked sharp early, jumping ahead 10-2 as Kelvin Wilson scored eight of his 14 points in the opening 3:10.

But Trinity's half-court defense buckled down, and the Shamrocks grabbed a 24-21 lead at halftime and a held a 35-34 margin after three quarters.

"We've been in a lot of close games, and it's starting to pay off," Berry said.

Blake Nix's second consecutive three-pointer gave Trinity a 41-38 lead with 6:00 left, but the Shamrocks didn't score again until a Brohm bucket with 3:06 left. The RedHawks managed only one basket and CJ Willis' three-pointer at 2:00 tied it at 43.

Both teams had two chances to score in the final minutes before Bret Saxton's 8-foot jumper from the right baseline was short at the buzzer.

Trinity 49, Manual 36

Staff Report

The Courier-Journal

Tuesday, March 11, 2004

A 25-3 first-half run lifted the host Shamrocks (16-12) past the Crimson (12-18) in the first round of the Seventh Region Tournament.

Blake Nix scored 15 points to lead the Shamrocks, who hit their first five three-point tries. Kyle Saxton added 13, including three three-pointers in the first half.

Chris Warfield's 12 points led Manual.

Trinity knocks off No. 13 Fern Creek

By Nathan Chambers

The Courier-Journal

Saturday, March 13, 2004

The Trinity High School basketball team kept the game close the first time it played Fern Creek this season.

But when coach Mike Szabo started emptying his bench in the final two minutes of Trinity's Seventh Region Tournament semifinal against the Tigers last night in Louisville Gardens, the score was anything but close.

And that was not at all bad for Szabo's team.

The Shamrocks, who obviously learned valuable lessons from their 63-60 loss to Fern Creek on Feb. 7, had a 10-point lead at halftime last night and then blew out the Tigers in the second half of a 65-40 upset victory over the preseason region favorite.

"It was just a total team effort," Szabo said. "These guys have been so dialed in the last month. They're playing better and better. I'm just really proud of these guys."

Trinity (17-12) which will play Male at 8:30 tonight in its first Seventh Region finals appearance since 1999, has won 13 of its last 18 games.

After taking a beating on the boards in the first game against Fern Creek (27-5), which is No. 13 in The Courier-Journal's Litkenhous Ratings, the Shamrocks returned the favor and posted a 34-21 advantage. They also shot 51.1 percent (23 of 45) and limited the Tigers to 37 percent (17 of 46).

"They killed us on the boards the last time," Trinity's Zach Berry said. "Our goal was to rebound well and get good shots. We did both."

Berry led the Shamrocks with 19 points, including five three-pointers. Brian Brohm had 12 points and nine rebounds, and Kyle Saxton scored 11 points and had five of the team's 18 assists.

Mario Urrutia, Fern Creek's 6-foot-7 center and the region's co-Player of the Year, was held to 10 points.

"Guys like Brian Brohm and Blake Nix, they're warriors, tough as nails," Szabo said. "They did a great job on Fern Creek's big guys and didn't give up easy baskets in the post."

Trinity led just 14-12 midway through the second quarter, but Saxton's three-pointer started a 10-2 run that carried the Rocks to a 24-14 halftime lead.

"I can't remember many quarters when we only had 14 points," Fern Creek coach Gary Shourds said. "We were absolutely horrible offensively."

But Trinity only got hotter in the second half. Berry hit a pair of threes in the third quarter as the Rocks surged ahead 42-24. They led 46-28 at the end of the period.

Turrell Cleaves and Frankie Watkins started the fourth period with back-to-back threes to pull Fern Creek within 12, but Trinity extended the lead again as Brohm scored six points during a quick 7-0 run.

"we just came out and played a great game today," Brohm said. "We were hitting on all cylinders. We knew we could do this at the beginning of the season, but not many other people did."

The coaches' preseason pick was Fern Creek, but the Tigers will have to wait at least one more year for their first region title.

"I hate that we had such a great season and ended like this," Shourds said. "it's a tough pill to swallow. This was the type of team that could make a long run."

Trinity earns its first Sweet 16 berth, 66-56

By Tom Whitus

Special to The Courier-Journal

Sunday, March 14, 2004

Trinity High School is celebrating its 50th anniversary, and the Shamrocks decided to commemorate the occasion with something sweet – a first ever visit to the Sweet 16.

With gritty play and timely baskets, Trinity beat Male 66-56 last night in the Seventh Region final at Louisville Gardens.

The Shamrocks (18-12) will play University Heights (17-13) at 1:30 p.m. Wednesday in the first round of the state tournament at Rupp Arena in Lexington.

Trinity has enjoyed great success in about all of its other sports but never has made a trinity to the Sweet 16. Coach Mike Szabo is well-aware of his squad's rewriting school history.

"I've just got a team full of warriors, heart, guts, pride, doing the stuff that isn't fun, but it's the stuff that wins games," he said. "We did this for the 49 other teams and the Trinity community."

The Shamrocks went into the fourth quarter leading 44-38, then went on a 9-0 run to lead 53-38 with 4:40 left. Brian Brohm started the burst with three free throws, and Kyle Saxton followed with a basket at the 6:45 mark. Brohm's three-point play at 6:13 made it 51-37, and Blake Nix scored at 4:40 to put the Shamrocks up by 15.

Not showing up in the score book was a held ball by Zach Berry that gave Trinity the ball at 5:49 and a steal by Berry on a Male fast break that led to Nix's basket.

"Good players step up and make great plays," Szabo said. "I could not be more proud."

But Male (20-10) fought back. Douglas Beaumont's field goal at 3:38 and three-pointer at 2:40 trimmed Trinity's lead to 53-43, then an over-and-back call on Brohm led to Male's Forrest Smallwood scoring at 2:16, cutting the Bulldogs deficit to 53-45.

After a Trinity free throw, Smallwood's basket at 1:52 cut the gap to 54-37, and he was fouled by Brett Saxton on the big inside move. But Smallwood missed the free throw, and Male would get no closer.

After Male's Antjuan Hackley was called for an intentional foul, Berry hit both free throws to make it 56-47. Kyle Saxton's free throw on the ensuing possession gave Trinity a 57-47 lead at 1:28.

Smallwood's three-pointer with :33 seconds left got Male within 62-54, but he fouled out as Berry nabbed a defensive rebound with 9.6 seconds remaining. His two free throws made it 66-54, and Shamrocks fans already were chanting "Rupp Arena."

Berry helped Trinity build on a 36-31 halftime lead, scoring seven of the Shamrocks' eight third-quarter points. Male, which managed only seven points during the period, pulled within 44-38 on a Beaumont three-pointer.

"We had a lot of great shots; they just didn't go in," Male coach Bryce Hibbard said. "I don't think they wanted it more than we did. They just played better."

Nix's three-pointer just 20 seconds into the game gave the Shamrocks a lead they wouldn't relinquish until midway through the second period.

When Nix added a three-pointer at the 4:50 mark, Trinity led 8-4. The margin swelled to 16-10 on a three-pointer by Kyle Saxton at 2:23, but Male's Alex Gravelle helped the Bulldogs pull within 20-17, scoring with 46 seconds left to finish with nine points in the opening quarter.

Trinity's lead was 22-17 when Male's Jacob Bream took over, hitting back-to-back three-pointers at 6:33 and 6:06 to put the Bulldogs on top for the first time, 23-22.

The lead changed hands three times after that. Trinity went ahead 26-25 when a Male turnover led to a Berry fast-break layup 3:42 before halftime. That basket started a 7-0 run capped by Brett Saxton's three-pointer that put the Shamrocks on top 31-25 at 2:28.

Male fought back when Hackley scored and was fouled by Nick Hope. He missed the free throw, but Gravelle rebounded and scored, slicing Trinity's lead to 33-31 with 1:25 left.

Kyle Saxton's three-pointer at the buzzer gave the Shamrocks their 36-31 halftime lead.

Berry's 17 points led Trinity, while Kyle Saxton added 16, Nix 12 and Brohm 10.

"They're just winners," Szabo said of Nix and Brohm, the University of Louisville signee who was voted Mr. Football after quarterbacking Trinity to its third straight Class 4-A title last season. "They're in the trenches, doing the dirty work."

Male was paced by Gravelle's 16 points, 11 in the first half. Beaumont added 14.

Trinity's 50-year wait over

By Jody Demling

The Courier-Journal

Wednesday, March 17, 2004

Three years ago Mike Szabo was introduced as the basketball coach at Trinity High School and made a bold statement.

"Our goal is to get to Rupp Arena," Szabo told a large gathering of Trinity fans. "I wouldn't be standing here today if I didn't think we could do it."

Anyone who knew anything about high school athletics in Kentucky likely snickered at the comment.

Maybe coming from out of state, the former Northwestern University assistant coach didn't realize he was taking over a low-profile program at one of the state's most powerful football schools.

Though Trinity had 12 state football titles at the time, it never had reached the state tournament in basketball.

"Even some people around the Trinity community said, 'Hey, you know this is a football school,'" Szabo recalled. "But that made no difference to me. I just can't stand to lose, and we wanted to come in here and help get Trinity basketball known around the city."

Szabo and his 13 players have accomplished that and more, laying the foundation for another successful program at the tradition-rich, all-boys Catholic school by claiming the first Seventh Region title in its 50-year history.

"There's no question he's helped get it over the hump," Trinity athletic director Dennis Lampley said. "I told him he had a major task ahead of him because the bar was raised high. We expect to win championships around here, and basketball is no different."

Trinity, which has won more than 90 state titles in all sports, will make its debut at 1:30 p.m. today when it faces Second Region champion University Heights in Rupp Arena.

"We're getting there as a basketball school," junior point guard Zach Berry said with a smile Saturday after the Shamrocks defeated Male 66-56 in the regional final.

Though Trinity has been competitive in basketball, the school has just six 20-win seasons in its history and has produced only a handful of players who played at the collegiate level.

"It's not because of a lack of effort, but the Seventh Region is a tough region to win," Trinity president Rob Mullen said. "With the size of the Louisville metropolitan area and just two teams emerging (to the Sweet 16) each year, it's difficult."

So when the school needed a new coach, Lampley conducted a national search.

Szabo, 34, played on a state-championship team at Newmarket High in New Hampshire and was an assistant at Northwestern under Kevin O'Neill for two years.

Szabo then spent three years as head coach at Fort Worth (Texas) Country Day, a program that had gone 8-50 over the previous two years. He went 16-12 in his first season, then had two 20-win years and won a state title in 2001.

"It was all football in Texas when I showed up," Szabo said. "All you can do is try your best to surround yourself with great people and kids, and anything can happen."

Trinity went 16-12 in Szabo's first year and 17-13 last year. He instituted stringent conditioning and summer program.

"Maybe I'm crazy – and I know a lot of people probably laughed at me – but I felt it could happen the first year," Szabo said. "I didn't give the history much thought. I wasn't around here for the last 47, 48 years, so it never impacted me. I could only make sure we worked hard and took steps to get better every way."

Some folks wondered whether Trinity could become a basketball power because of the football tradition, but Szabo said he knew right away there would be plenty of backing from the school's administration.

"When I met coach Lampley, I knew he was serious," Szabo said. "He told me there was a lot of pressure, and I had people tell me this was a diamond in the rough. We have a lot of support and have just gotten better and better."

The Shamrocks were ranked No. 23 in the Courier-Journal's preseason poll of coaches, but a 3-6 start didn't bode well. And without a starter taller than 6 feet 4, the team was a long shot for a regional title entering the postseason.

"But these guys are warriors and don't know the word quit," Szabo said.

Physical play and clutch shooting have carried the Shamrocks, who beat Louisville Invitational Tournament champ Seneca to win the 26th District title.

"Not a lot of people thought we could do anything," Berry said.

In the regional tournament, Trinity ousted Manual and then upset Fern Creek in the semifinals before taking Male out in the final.

"We haven't been established for the basketball program at Trinity," senior Brian Brohm said. "So we surprised a lot of people. It's really an unbelievable feeling to go out and accomplish something nobody else has done before."

Brohm and fellow senior Blake Nix, both stars on the football team that has won three straight Class 4-A titles, also are leaders on the basketball court. Both missed the start of basketball season because of football.

"No word can explain this one," Nix said. "It's better than those three state championships because nobody at Trinity has ever done this."

The 6-4 Brohm (9.6 points per game), the state's Mr. Football and one of the top high school quarterbacks in the country, and the 6-3 Nix (9.2 ppg) provide muscle inside.

The junior trio of Berry and twins Kyle and Bret Saxton also is solid. Berry, an All-Region performer who has looked like an All-State during the postseason, averages 10 points. Kyle Saxton leads the team with 13.7 points per game; Bret Saxton averaged 8.9.

"There's no master plan here," Szabo said. "We don't even necessarily have a go-to guy. We just have five guys who know their role and do their jobs. We lose some games early on we shouldn't have, but they learned and we got better. This is a huge step for our program, and we're going to enjoy it."

Now Trinity is ready to rock Rupp.

"For us to do this on our 50th anniversary is incredible," Szabo said. "Trinity has always wanted to make it, and now this team is taking us to Rupp Arena. We're going to be flat prepared and we're going to be loose.

"You know our expectations have changed now."

After 7-8 start, 'Rocks not at another level'

By Jody Demling

The Courier-Journal

Wednesday, March 17, 2004

Early on, this appeared to be just another season for the Trinity High School Basketball program.

The Shamrocks had high expectations but didn't look to be a contender for their first regional championship after losing six of their first nine games.

After a loss to Fairdale in the Louisville Invitational Tournament dropped Trinity to 7-8, third-year coach Mike Szabo had seen enough.

"I challenged them about a month and a half ago about some things as individuals and teammates," he said. "I told them we weren't ready to win the region the way we were playing. As a team, we worked hard to buy into not caring who gets the points, assists or rebounds but just going out there and getting it done."

The Shamrocks bought into the philosophy and have won 11 of their past 15 games—the four losses coming to teams ranked among the top 20 in the state.

"The kids made some choice and stepped up," Szabo said. "They have really taken this whole thing to another level."

And the result is a first-ever trip to the state tournament for the Shamrocks (18-12), who play University Heights in the today's opening round.

Trinity started the season at No. 24 in The Courier-Journal's poll of coaches and was picked No. 3 in the Seventh Region race.

But the Shamrocks struggled early.

After a win over Holy Cross, Trinity dropped consecutive games to Moore, Eastern, Caverna and South Oldham and also lost to East Carter and Boyd County during a pre-Christmas tournament.

"I think the team, the coaching staff and our fans were frustrated," Szabo said. "It wasn't progressing the way we thought it would."

But there were reasons for the slow start.

Starters Brian Brohm and Blake Nix were slowed the first few weeks of the season because of football, in which Trinity won its third consecutive Class 4-A championship. Brohm then missed a week to play in a national all-star football game.

Point guard Zach Berry was sick several times and later suffered a pulled muscle in his back that sidelined him for about a week. Top reserve Nick Hope battled mononucleosis.

"We lost some games we probably shouldn't have, but we kept telling them that this was the time of the year they counted," Szabo said. "It just took us a while."

The Shamrocks, who average 58.2 points a game and allow 53.8, started to come around after rallying in the closing second to top Manual and buzzer-beating wins over St. Xavier and Jeffersontown. They have won five in a row since losing to Seneca on Feb. 20, including postseason victories over LIT champion Seneca and regional favorite Fern Creek.

"We're pretty happy with where we're at right now," Szabo said. "I really think we can take this thing to another level."

Berry, a 6-foot junior, has been a leader in the late-season run. He averages 10 points and has 79 assists and 52 steals.

But there's plenty of balance.

Junior twins Kyle and Bret Saxton are both 6-3 and solid wing players. Kyle averages 13.7 points, while Bret pitches in 8.9 points. Both have 80 assists.

Brohm, named Kentucky's Mr. Football, is 604 and joins Nix as the Shamrocks' muscle inside. Brohm averages 8.6 points and 5.6 rebounds, while Nix pitches in 9.2 points and 5.2 rebounds and has hit 38 three-pointers this season.

"They're a dangerous team, and I love the way they play," University Heights coach Marty Cline said. "(Berry) is such a tough and head y kid, and those guys will just beat and bang with you inside. I'm so impressed with them as a team, and I really mean 'team' because that's they way they do it."

Hoops program set to explode

By Jennifer Smith

Lexington-Herald Leader

Wednesday, March 17, 2004

In the next few years, Danny Haney may be able to say he's had a hand in another Kentucky Sweet Sixteen championship.

The former Lexington Catholic boys coach, who left to become athletic director at North Broward (Fla.) Preparatory Schools after winning a state championship here, helped match up Louisville Trinity and its coach.

Haney met Mike Szabo when Szabo was an assistant to Kevin O'Neill at Northwestern. He was recruiting Nathan Popp and David Graves of Catholic.

"I knew immediately I liked him," Haney said. "You could just feel the energy he had just being around him and talking to him."

Szabo later went back to his first love (coaching high school basketball) at Fort Worth Texas Country Day. He and Haney remained friends.

After Szabo won a state title there, a coaching opening on the Internet caught his eye. It was at a school called Trinity in Louisville.

He called Haney and the former Catholic coach told him to jump at the chance.

"Trinity to me, was one of the most untapped programs in the state of Kentucky," Haney said. "It's a school with such a rich tradition and such great support."

Szabo was hired shortly thereafter.

Szabo thought it would be fun to move to Kentucky from football-happy Texas. He figured every school in this state was gaga over basketball.

He soon learned about the beast that is Trinity football, owner of 15 state titles. But Szabo has come to appreciate it, going to all the games and becoming especially supportive of two-sport stars Brian Brohm and Blake Nix.

He hopes he can build a basketball program that will one day rival Trinity's football program.

Szabo start this week by coaching Trinity to its first Sweet Sixteen.

Haney has no doubt that Szabo will win it one day soon.

"This is just the tip of the iceberg," Haney said. "That program is going to explode. I can only image how good it can become under him."

Rocks' first win at state is a big one

By Jody Demling

The Courier-Journal

Thursday, March 18, 2004

LEXINGTON, Ky. – After waiting 50 years, Trinity High School made the most of its first game in the boys' state basketball tournament.

Better known for their prowess on the football field, the Shamrocks overpowered University Heights 75-57 yesterday at Rupp Arena in the first round of the National City Bank Boy's Sweet 16.

"We were so excited to be here, the kids and our whole community," Trinity head coach Mike Szabo said. "We didn't have a great first half, but the guys fought through it. We wanted to come here and get this first one. That's big for us."

The Shamrocks have 15 state football titles and more than 90 titles combined in all sports, but this was the school's first appearance in the Sweet 16. Their first victory came fittingly on St. Patrick's Day before a crowd of 14,115 fans.

"This is a great feeling," junior point guard Zach Berry said. "I think people are starting to believe that Trinity can play basketball."

Football stars Brian Brohm and Blake Nix combined for 27 points and 20 rebounds as the Shamrocks broke open the game in the second half with physical play and clutch free-throw shooting.

Trinity, which outrebounded University Heights 41-36, shot 21 of 30 from the foul line, including 13 of 18 in the fourth quarter.

"As the game wore on, Trinity got more physical and their strength just took over," University Heights coach Marty Cline said.

Nix, who will walk on to play football at the University of Louisville, hit 5 of 12 shots and finished with 14 points, nine rebounds and three assists. Brohm, the state's Mr. Football and UofL's prized recruit, had 13 points and 11 rebounds.

"Those two kids are just winners," Szabo said. "They've had so much success in football that they just step up. They want to win this thing so bad."

But there were other contributions. Kyle Saxton scored 13 points, and Berry had nine points, three steals, three blocks shots and no turnovers. Bret Saxton chipped in with nine points, and Charlie Gonzalez came off the bench to get six points and three boards.

"We're used to the atmosphere like this in football," Brohm said. "This is a little bigger, but we prepared well for it and got the win."

The Shamrocks (19-12) will face defending state champion Mason County (31-2) in tomorrow's noon quarterfinal game.

"We want that shot," Szabo said. "There's no question Mason County has a great basketball team and a great player (Chris Lofton). We're going to have to come and play our game of the year, but we think that's certainly possible."

Trinity wasn't playing its game yesterday in the first half. The Blazers (17-14) had quickened the pace in the second quarter, and Trinity turned it over 10 times as the game went to halftime tied at 28.

"We were a little shaky," Szabo said. "We didn't take care of the ball or control the tempo. We just had to play more patient and not turn it over. I mean 10 turnovers in the first half was just ridiculous."

The Shamrocks did what their coach wanted in the second half, committing just two turnovers and setting the pace. It all started with Berry, who scored the first two baskets of the half on driving layups after the Shamrocks worked the ball around.

"We said the first possession of the third quarter would likely set the tempo of the second half," Cline said. "We were a step slow and they got an easy layup."

Kyle Saxton then hit a free throw before Brohm scored a layup and Kyle Saxton added two more foul shots to make it 37-28.

University Heights pulled within 39-38 but could get no closer. Brohm had a three-point play late in the quarter and Nix hit a three-pointer from the left baseline with seven seconds left to make it 51-45.

"Blake has done that all year," Szabo said. "That was a big momentum basket. It's nice to have a guy like that who can step out and shoot it."

Nix had four points in the first few minutes of the final period as the Shamrocks' lead grew to 61-51. Then the defense kicked in.

Trinity didn't allow the Blazers to score for 2:08 as it reeled off 11 straight points – nine from the foul line – to put the game out of reach.

And then it was time for the throng of Trinity fans to start celebrating.

"This is great," Szabo said. "Our fans were just awesome. For us to get that kind of support and they were right there by our bench, it was great. Now we're just going to try and come back strong on Friday.
"Anything can happen. We just need some things to go our way."

3rd OT charmed for Mason County

By Jody Demling
The Courier-Journal
Saturday, March 20, 2004

LEXINGTON, Ky. — After a ho-hum first round of the National City Boys' Sweet 16, with average final margins of 17.9 points, the fans of Rupp Arena were starved for a close game in the quarterfinals.

Mason County and Trinity obliged, matching the second-longest game in the 87-year history of the boys' state basketball tournament before the defending champion Royals prevailed 66-59 with some clutch play from Mr. basketball front-runner Chris Lofton.

His 22-foot three-pointer with 2.8 seconds left in regulation completed a six-point rally in the final 42 seconds, and he scored six points in third overtime before a crowd of 16, 310.

"What a wonderful experience," Mason County coach Kelly Wells said. "Neither team deserved to lose this game. Trinity had a great game plan and really came out and executed it.

"But my hat's off to our seniors; they just don't let us lose. These kids have the heart of a champion."

Playing at a methodical pace, Trinity led most of the way and had chances to win with last-second shots in the first two overtimes. Kyle Saxton missed a driving shot at the buzzer in the first extra period, and Zach Berry missed a 12-footer that came just after time expired in the second overtime anyway.

"Like I've said, they're warriors and they went out and proved it," an emotional coach Mike Szabo said of his Shamrocks. "They played great; they really did. They definitely played good enough to deserve to win. We were just a few possessions short."

Trinity was 3 of 11 from the field in the second overtime, while the Royals hit 9 of 12 free throws. Lofton sealed it with a dunk at the buzzer.

"That's why they're the state champions and that's why he's the best player in the state," Szabo said. "I've seen him do it time and time again."

It was the longest Sweet 16 game since Lexington Henry Clay edged Carlisle County 35-33 in three overtimes to win the 1983 title. The longest game ever was Ashland's 13-11 victory over Carr Creek in four overtimes in 1928.

"This ranks as an awful long game to me," Wells said with a smile. "It had to be one of the best games. These kids for both these teams just battled."

Lofton led the Royals (32-2) to their 16th consecutive victory with 29 points and 11 rebounds. He hit 9 of 21 shots, including 2 of 10 from three-point range, and 9 of 10 free throws.

"I was 2 of 10 on three-pointers, so that's not too good," the senior guard said. "But when it came to crunch time, I wanted to shoot it."

Jarrod Litzinger added 18 points and eight rebounds for the Royals, whose third-leading scorer, Wes Jones (15.9 points a game), was dismissed earlier in the week for violating team rules.

"We're battle-tested," Wells said. "These guys don't have a sense of panic. They just know how to get it done when they have to."

Trinity (19-13), which made only 11 of 21 free throws, had three players in double figures, led by Saxton's 17 points. Blake Nix added 13 points and eight rebounds, and Bret Saxton scored 10. Berry had nine points, and Brian Brohm contributed seven points and nine rebounds.

"These kids never showed any quit," said Szabo.

It seemed only fitting that Trinity would be part of an epic state tournament game. The Shamrocks played in perhaps the greatest football game in state playoff history, a 59-56 victory over Male for the 2001 Class 4-A title.

This time the Shamrocks couldn't pull it out in the end.

"We had our chances," Szabo said. "We got some good looks when we needed them, but they just didn't go in."

For much of the game it appeared the unranked Shamrocks would pull off one of the greatest upsets in recent memory. They led 12-9 after one quarter and 33-24 late in the third quarter before Lofton scored 10 straight points to put Mason County up 34-33.

But Berry, Nix and Brohm scored consecutive baskets, and the Shamrocks half-court defense slowed the Royals as Trinity regained a 39-34 lead.

"Playing from behind on Trinity is not too much fun," Well said. "Not a lot of people handle our pressure, but they did, and they played great defense."

Trinity led 41-36 but didn't score for 3:18 until Kyle Saxton hit 1 of 2 free throws and Berry sank a pair to make it 44-38 with 40.5 seconds left.

Casey Pfeiffer hit a three-pointer for Mason County at 0:33.9, and Trinity made a turnover with 22.5 seconds left. The Royals worked the clock down and the Shamrocks fouled twice before a Mason County timeout with 14.9 seconds remaining.

Andrew Tibbs set a pick at the top of the key for Lofton, who was being guarded by Nix. Berry picked up Lofton on the left side, and with Nix flying at him, Lofton launched the tying shot. Trinity missed a last-second attempt.

"I found a little opening," Lofton said. "If I had missed it, then it would have been a bad shot, but it went in."

Szabo said he would "second-guess himself for a year" about not fouling Lofton before the shot to put him on the line, where could have gotten only two points.

"We tried to not let him get it off," Szabo said. "But what are you going to do? I mean, he is just a great player."

Trinity fell behind 48-45 in the first overtime, but Nix scored five straight to make it 50-48 with 1:21 remaining, and the Shamrocks held for the final shot, calling a timeout with 3.4 seconds left. Kyle Saxton then missed a short driving shot on the right side.

"Sometimes they go in and sometimes they don't," Szabo said.

Lofton missed a three-pointer from the top of the key with 1:09 left in the second overtime and the score tied at 52, and Trinity again held for a final shot. Brohm got the ball on the right side of the lane in the waning second and was double-teamed. He passed to Berry, who couldn't get the shot off in time.

Lofton started the third overtime with two free throws, and after a charge on Brohm, Litzinger made it 56-52 with a bucket. Trinity missed several close-in shots, and the Royals finally ended it at the line.

"This time of year you just have to try to find a way to win," Wells said. "Neither team deserved to lose this game, but our kids are gummy performers."

Shamrocks coach holds back tears

By Jody Demling and Nathan Chambers

The Courier-Journal

Saturday, March 20, 2004

LEXINGTON, Ky. — When Trinity High School basketball coach Mike Szabo was asked to make his opening post-game remarks yesterday, he paused so long that the three players seated next to him turned their heads in his direction to see why he hadn't spoken.

They needed only to look in Szabo's eyes to realize that their coach was struggling to hold back tears that threatened to choke whatever words he wanted to voice after Trinity's historic season ended with a 66-59 triple-overtime loss to defending champion Mason County in the quarterfinals of the 87th Annual National City Boys' Sweet 16.

But Szabo accomplished in three short years what no other coach could in the school's previous 47, guiding the Shamrocks to the Sweet 16 for the first time and coming tantalizingly close to so much more. They also had their first 19-win season since 1991.

"I can't say enough about what this does for our program and what this does for the community at Trinity in general," he said.

When Brian Brohm and Blake Nix arrived at Trinity, the bar already was set high for the football program. They leaped over it, leading the Shamrocks to three state titles. The school owns 15, tied with Highlands for the most in state history.

"When the season started, we were known as a football school," Zach Berry said. "I don't think anyone put Trinity and basketball in the same sentence. Now we'll have a lot more recognition. People know what Trinity basketball is."

"I think we've set the bar high for Trinity basketball," Brohm added.

And Szabo knew it could be done.

"So many people have told me that past 2 ½ years that Trinity is a football school and you can't win here," he said. "But I know what I've got and if you outwork everybody and surround yourself with good people, then you can be successful. We have guys committed now.

"I think if you ask people now around the city and even around the state, they would say, 'Watch out for Trinity basketball.'"

2004 KHSAA State Baseball Tournament
All-Tournament Team

Zane Burt (Johnson Central)
Adam Blanton (Johnson Central)
Jeremy VanHoose (Johnson Central)
Nick Tompkins (Trinity-Louisville)
Matt Brady (Trinity-Louisville)
Brian Brohm (Trinity-Louisville)
Michael Serraglio (Lafayette)
Chaz Roe (Lafayette)
Blake Blair (Lafayette)
Chad Carner (Christian County)
Lincoln Latham (Christian County)
Anthony Stacy (Christian County)

MVP – Anthony Stacy

U.S. Marines Corps Sportsmanship Award – Brian Brohm (Trinity-Louisville)

TRINITY vs BEECHWOOD (Jun 17, 2004)

- [Box score \(newspaper\)](#)
- [Box score \(NCAA\)](#)
- [Play-by-Play](#)
- [Situational stats](#)
- [Line score](#)

Box score (newspaper)

2004 KHSAA State Baseball Tournament
 TRINITY 5 (33-6), BEECHWOOD 4 (32-8)
 Jun 17, 2004 at Lexington, KY. (Applebee's Park)

TRINITY	AB	R	H	BI	BEECHWOOD	AB	R	H	BI
Tyler Kuhn ss.....	3	1	0	0	Jack Potter cf.....	5	0	1	0
Nick Tompkins 2b.....	4	1	3	0	Pat Muth ss.....	4	0	1	1
Matt Brady c.....	3	0	2	1	Jeff Wera c/p.....	4	0	2	0
Nathan Sturtzel pr.....	0	0	0	0	John Alford pr/c.....	0	1	0	0
Brian Brohm rf.....	3	1	1	0	Scott Sickmeier 3b.....	3	1	1	1
Tyler Deskins 3b.....	4	0	0	1	Chris Curley p/ph.....	4	0	1	1
Matt Deeds dh.....	5	0	2	0	John Baker pr.....	0	0	0	0
Darin Meredith pr.....	0	0	0	0	Eric Sawyer lf.....	4	0	2	0
Wes Steltenpohl 1b.....	5	0	0	0	Dustn Pike rf.....	4	1	2	0
Erich Holland lf.....	4	0	0	0	Robbie Anderson 1b.....	3	0	1	0
Brab Savko cf.....	3	2	1	0	Cory Hlebak pr.....	0	1	0	0
Brad Blackburn p.....	0	0	0	0	Brandon Slusher 2b/p.....	3	0	1	0
Hunter Hewitt p.....	0	0	0	0					
John Mason p.....	0	0	0	0					
Totals.....	34	5	9	2	Totals.....	34	4	12	3

Score by Innings	R	H	E	
TRINITY.....	001	001	201	- 5 9 3
BEECHWOOD.....	200	101	000	- 4 12 1

E - Kuhn; Holland; Hewitt; Wera. DP - SHAMROCKS 1. LOB - SHAMROCKS 12; TIGERS 7. 2B - Deeds; Wera. 3B - Brohm. HBP - Savko; Muth; Sickmeier. SH - Anderson; Slusher. SF - Brady; Deskins. SB - Savko; Pike. CS - Potter; Muth; Sickmeier.

TRINITY	IP	H	R	ER	BB	SO	WP	BK	HP	IBB	AB	BF	FO	GO	NP
Brad Blackburn	3.2	9	3	3	0	1	1	0	2	0	17	20	4	4	54
Hunter Hewitt	2.1	2	1	1	0	0	0	0	0	0	7	8	2	4	20
John Mason W,7-2.....	3.0	1	0	0	0	2	0	0	0	0	10	10	3	3	30

BEECHWOOD	IP	H	R	ER	BB	SO	WP	BK	HP	IBB	AB	BF	FO	GO	NP
Chris Curley	5.0	4	1	1	1	6	0	0	1	0	18	21	4	5	67
Jeff Wera	3.0	3	3	1	4	2	1	0	0	0	12	16	0	7	68
Brandon Slusher L,5-1.....	1.0	2	1	1	2	0	0	0	0	0	4	7	1	2	29

WP - Blackburn; Wera. HBP - by Blackburn (Muth); by Curley (Savko); by Blackburn (Sickmeier). PB - Wera. Inherited runners/scored: Hewitt 1/0. Pitches/strikes: Blackburn 54/36; Hewitt 20/14; Mason 30/22; Curley 67/46; Wera 68/33; Slusher 29/13.

Strikeouts - Tompkins; Brohm 2; Deskins 2; Deeds; Steltenpohl 2; Sickmeier; Anderson; Slusher. Walks - Kuhn 2; Tompkins; Brady; Brohm 2; Holland.

Umpires - HP: Jim Price 1B: Bob Eads 2B: Marty Teasley 3B: KeithMorgan
Start: 8:45pm Time: 2:36 Attendance: 2425

Game notes:

State Quarterfinal

Game delayed at 10:10 by lightning, at the top of the 6th. Game suspended at 11:16. Delay of 1:15.

Game resumed at 12:28 pm, June 18th.

Game: STATE04

Box score (NCAA)

2004 KHSAA State Baseball Tournament
TRINITY 5 (33-6), BEECHWOOD 4 (32-8)
Jun 17, 2004 at Lexington, KY. (Applebee's Park)

TRINITY	AB	R	H	RBI	BB	SO	PO	A	LOB
Tyler Kuhn ss.....	3	1	0	0	2	0	1	4	1
Nick Tompkins 2b.....	4	1	3	0	1	1	5	1	0
Matt Brady c.....	3	0	2	1	1	0	4	1	0
Nathan Sturtzel pr.....	0	0	0	0	0	0	0	0	0
Brian Brohm rf.....	3	1	1	0	2	2	3	0	0
Tyler Deskins 3b.....	4	0	0	1	0	2	3	1	4
Matt Deeds dh.....	5	0	2	0	0	1	0	0	3
Darin Meredith pr.....	0	0	0	0	0	0	0	0	0
Wes Steltenpohl 1b.....	5	0	0	0	0	2	8	3	0
Erich Holland lf.....	4	0	0	0	1	0	0	0	3
Brab Savko cf.....	3	2	1	0	0	0	1	0	1
Brad Blackburn p.....	0	0	0	0	0	0	1	0	0
Hunter Hewitt p.....	0	0	0	0	0	0	1	2	0
John Mason p.....	0	0	0	0	0	0	0	2	0
Totals.....	34	5	9	2	7	8	27	14	12

BEECHWOOD	AB	R	H	RBI	BB	SO	PO	A	LOB
Jack Potter cf.....	5	0	1	0	0	0	0	0	0
Pat Muth ss.....	4	0	1	1	0	0	1	6	1
Jeff Wera c/p.....	4	0	2	0	0	0	7	0	1
John Alford pr/c.....	0	1	0	0	0	0	2	0	0
Scott Sickmeier 3b.....	3	1	1	1	0	1	0	0	0
Chris Curley p/ph.....	4	0	1	1	0	0	1	3	0
John Baker pr.....	0	0	0	0	0	0	0	0	0
Eric Sawyer lf.....	4	0	2	0	0	0	4	0	0
Dustn Pike rf.....	4	1	2	0	0	0	1	0	1
Robbie Anderson 1b.....	3	0	1	0	0	1	9	0	3
Cory Hlebak pr.....	0	1	0	0	0	0	0	0	0
Brandon Slusher 2b/p.....	3	0	1	0	0	1	2	2	0
Totals.....	34	4	12	3	0	3	27	11	7

Score by Innings

	R	H	E
TRINITY.....	001	001	201
BEECHWOOD.....	200	101	000

E - Kuhn; Holland; Hewitt; Wera. DP - SHAMROCKS 1. LOB - SHAMROCKS 12;
TIGERS 7. 2B - Deeds; Wera. 3B - Brohm. HBP - Savko; Muth; Sickmeier. SH -

Anderson; Slusher. SF - Brady; Deskins. SB - Savko; Pike. CS - Potter; Muth; Sickmeier.

TRINITY	IP	H	R	ER	BB	SO	AB	BF	NP
Brad Blackburn.....	3.2	9	3	3	0	1	17	20	54
Hunter Hewitt.....	2.1	2	1	1	0	0	7	8	20
John Mason.....	3.0	1	0	0	0	2	10	10	30

BEECHWOOD	IP	H	R	ER	BB	SO	AB	BF	NP
Chris Curley.....	5.0	4	1	1	1	6	18	21	67
Jeff Wera.....	3.0	3	3	1	4	2	12	16	68
Brandon Slusher.....	1.0	2	1	1	2	0	4	7	29

Win - Mason (7-2). Loss - Slusher (5-1). Save - None.

WP - Blackburn; Wera. HBP - by Blackburn (Muth); by Curley (Savko); by Blackburn (Sickmeier). PB - Wera. Inherited runners/scored: Hewitt 1/0. Pitches/strikes: Blackburn 54/36; Hewitt 20/14; Mason 30/22; Curley 67/46; Wera 68/33; Slusher 29/13.

Umpires - HP: Jim Price 1B: Bob Eads 2B: Marty Teasley 3B: KeithMorgan

Start: 8:45pm Time: 2:36 Attendance: 2425

Game notes:

State Quarterfinal

Game delayed at 10:10 by lightning, at the top of the 6th. Game suspended at 11:16. Delay of 1:15.

Game resumed at 12:28 pm, June 18th.

Game: STATE04

Play-by-Play

2004 KHSAA State Baseball Tournament

TRINITY 5 (33-6), BEECHWOOD 4 (32-8) - Play-by-Play

Jun 17, 2004 at Lexington, KY. (Applebee's Park)

Score by Innings	R	H	E	
TRINITY.....	001	001	201	- 5 9 3
BEECHWOOD.....	200	101	000	- 4 12 1

TRINITY starters: 4/ss Kuhn; 1/2b Tompkins; 22/c Brady; 12/rf Brohm; 3/3b Deskins; 23/dh Deeds; 24/1b Steltenpohl; 14/lf Holland; 2/cf Savko; 15/p Blackburn;

BEECHWOOD starters: 15/cf Potter; 3/ss Muth; 7/c Wera; 14/3b Sickmeier; 11/p Curley; 44/lf Sawyer; 2/rf Pike; 28/1b Anderson; 4/2b Slusher;

TRINITY 1st - Kuhn flied out to lf (0-2). Tompkins singled to left field (1-0). Brady singled through the right side (2-1); Tompkins advanced to second. Sturtzel pinch ran for Brady. Brohm struck out (1-2). Deskins struck out (2-2). 0 runs, 2 hits, 0 errors, 2 LOB.

BEECHWOOD 1st - Brady to c for Sturtzel. Potter grounded out to ss (2-1). Muth grounded out to ss (1-1). Wera doubled down the lf line (0-0). Alford pinch ran for Wera. Sickmeier singled down the lf line, advanced to second on a fielding error by lf, RBI (1-2); Alford scored. Curley singled up the middle, RBI (1-2); Sickmeier scored. Baker pinch ran for Curley. Sawyer singled through the left side (0-0); Baker advanced to second. Pike singled to right field (1-2); Sawyer advanced to second; Baker advanced to third. Anderson flied out to cf (0-0). 2 runs, 5 hits, 1 error, 3 LOB.

TRINITY 2nd - Wera to c for Alford. Curley to p for Baker. Deeds struck out looking (0-2). Steltenpohl struck out looking (1-2). Holland grounded out to ss (0-0). *0 runs, 0 hits, 0 errors, 0 LOB.*

BEECHWOOD 2nd - Slusher struck out (0-2). Potter flied out to rf (1-0). Muth hit by pitch (0-0). Wera singled through the right side (0-0); Muth advanced to second. Alford pinch ran for Wera. Muth out at third c to 3b, caught stealing. *0 runs, 1 hit, 0 errors, 1 LOB.*

TRINITY 3rd - Wera to c for Alford. Savko hit by pitch (0-0). Kuhn walked (3-1); Savko advanced to second. Tompkins singled to third base, bunt (2-1); Kuhn advanced to second; Savko advanced to third. Brady flied out to lf, SF, RBI (2-2); Savko scored. Brohm struck out looking (1-2). Kuhn advanced to third on a passed ball. Deskins reached on a fielder's choice to second base (2-1); Tompkins out at second 2b unassisted. *1 run, 1 hit, 0 errors, 2 LOB.*

BEECHWOOD 3rd - Sickmeier hit by pitch (0-0). Curley popped up to 3b (1-1). Sawyer singled to third base, bunt (1-1); Sickmeier advanced to second. Sawyer advanced to second on a wild pitch; Sickmeier advanced to third on a wild pitch. Sawyer advanced to third; Sickmeier out at home c unassisted, caught stealing. Pike out at first 2b to p (1-2). *0 runs, 1 hit, 0 errors, 1 LOB.*

TRINITY 4th - Deeds doubled to right field (1-1). Steltenpohl grounded out to p, bunt (0-0). Holland grounded out to p (0-1); Deeds advanced to third. Savko grounded out to p (0-0). *0 runs, 1 hit, 0 errors, 1 LOB.*

BEECHWOOD 4th - Anderson singled through the left side (0-0). Hlebak pinch ran for Anderson. Slusher out at first 1b to 2b, SAC, bunt (1-0); Hlebak advanced to second. Potter popped up to 1b (1-0). Muth singled down the lf line, RBI (1-0); Hlebak scored. Hewitt to p for Blackburn. Muth advanced to second on a throwing error by p. Wera flied out to 2b (2-0). *1 run, 2 hits, 1 error, 1 LOB.*

TRINITY 5th - Anderson to 1b for Hlebak. Kuhn flied out to lf (0-1). Tompkins struck out (1-2). Brady lined out to lf (0-0). *0 runs, 0 hits, 0 errors, 0 LOB.*

BEECHWOOD 5th - Sickmeier out at first 1b to p (1-1). Curley grounded out to ss (0-0). Sawyer popped up to 3b (1-0). *0 runs, 0 hits, 0 errors, 0 LOB.*

TRINITY 6th - Wera to p. Alford to c for Curley. Brohm tripled to center field (1-1). Brohm scored on a wild pitch. Deskins grounded out to ss (3-1). Deeds grounded out to ss (1-0). Steltenpohl struck out (2-2). *1 run, 1 hit, 0 errors, 0 LOB.*

BEECHWOOD 6th - Pike singled to right center (1-2). Anderson grounded out to p, SAC, bunt (0-0); Pike advanced to second. Slusher singled through the left side (0-0); Pike advanced to third. Pike stole home. Potter reached on a fielder's choice to third base (1-2); Slusher out at second 3b to 2b. Potter out at second p to 1b to 2b, caught stealing. *1 run, 2 hits, 0 errors, 0 LOB.*

TRINITY 7th - Holland walked (3-0). Savko reached on a fielder's choice to second base (1-1); Holland out at second 2b unassisted. Kuhn walked (3-0); Savko advanced to second. Tompkins singled to third base, bunt, advanced to second on a throwing error by p (2-2); Kuhn scored, unearned; Savko scored, unearned. Brady walked (3-2). Brohm walked (3-2); Brady advanced to second; Tompkins advanced to third. Deskins struck out (2-2). Deeds reached on a fielder's choice to shortstop (1-1); Brohm out at second ss unassisted. *2 runs, 1 hit, 1 error, 3 LOB.*

BEECHWOOD 7th - Mason to p for Hewitt. Muth flied out to rf (0-0). Wera grounded out to p (0-0). Sickmeier struck out looking (3-2). *0 runs, 0 hits, 0 errors, 0 LOB.*

TRINITY 8th - Steltenpohl grounded out to 2b (0-1). Holland grounded out to 2b (1-2). Savko singled to right center (3-1). Savko stole second. Kuhn grounded out

to ss (2-1). 0 runs, 1 hit, 0 errors, 1 LOB.

BEECHWOOD 8th - Curley pinch hit for Alford. Curley grounded out to p (0-2). Sawyer reached on a fielding error by ss (0-1). Pike grounded into double play ss to 1b (2-2); Sawyer out on the play. 0 runs, 0 hits, 1 error, 0 LOB.

TRINITY 9th - Wera to c. Curley to 2b. Slusher to p. Tompkins walked (3-1). Brady singled to left field (2-1); Tompkins advanced to second. Sturtzel pinch ran for Brady. Brohm walked (3-1); Sturtzel advanced to second; Tompkins advanced to third. Deskins flied out to rf, SF, RBI (3-2); Tompkins scored. Deeds singled to right field (1-1); Brohm advanced to second; Sturtzel advanced to third. Steltenpohl reached on a fielder's choice to shortstop (1-0); Deeds advanced to second; Brohm advanced to third; Sturtzel out at home ss to c. Meredith pinch ran for Deeds. Holland reached on a fielder's choice to shortstop (1-1); Steltenpohl out at second ss to 2b. 1 run, 2 hits, 0 errors, 3 LOB.

BEECHWOOD 9th - Brady to c for Sturtzel. Anderson struck out looking (1-2). Slusher flied out to rf (1-2). Potter singled to shortstop (0-0). Muth lined out to 2b (1-0). 0 runs, 1 hit, 0 errors, 1 LOB.

Plate appearance breakdown

2004 KHSAA State Baseball Tournament
 TRINITY 5 (33-6), BEECHWOOD 4 (32-8) - Plate Appearance Breakdown
 Jun 17, 2004 at Lexington, KY. (Applebee's Park)

TRINITY 5 (33-6)

Player	----Plate appearances----									vs Left	vs Right	RBI Ops	With Runrs	Adv Ops	With 2outs	Lead Off%	Bases Full	Runnr On3rd	Rnrs Adv	Rnrs LOB	2out RBI	Gnd Out	Fly Out
	TPA	AB	H	BB	HP	SH	SF	CI															
Kuhn ss.....	5	3	0	2	0	0	0	0	0-0	0-3	0-1	0-1	2-3	0-1	0-2	0-0	0-0	0	1	0	1	2	
Tompkins 2b.....	5	4	3	1	0	0	0	0-0	3-4	2-2	2-2	2-2	0-0	1-1	0-0	0-0	0	0	0	0	0	0	
Brady c.....	5	3	2	1	0	0	1	0-0	2-3	0-0	2-2	3-3	0-1	0-0	0-0	1-1	1	0	0	0	0	2	
Sturtzel pr.....	0	0	0	0	0	0	0	0-0	0-0	0-0	0-0	0-0	0-0	0-0	0-0	0-0	0	0	0	0	0	0	
Brohm rf.....	5	3	1	2	0	0	0	0-0	1-3	0-2	0-2	2-4	0-0	1-1	0-0	0-0	0	0	0	0	0	0	
Deskins 3b.....	5	4	0	0	0	1	0	0-0	0-4	0-3	0-3	1-4	0-2	0-0	0-1	1-2	1	4	0	2	1		
Deeds dh.....	5	5	2	0	0	0	0	0-0	2-5	1-2	1-2	1-2	0-1	1-2	0-1	0-0	0	3	0	2	0		
Meredith pr.....	0	0	0	0	0	0	0	0-0	0-0	0-0	0-0	0-0	0-0	0-0	0-0	0-0	0	0	0	0	0	0	
Steltenpohl 1b....	5	5	0	0	0	0	0	0-0	0-5	0-2	0-2	1-2	0-1	0-1	0-1	0-1	0	0	0	3	0		
Holland lf.....	5	4	0	1	0	0	0	0-0	0-4	0-2	0-2	1-2	0-2	1-1	0-1	0-0	1	3	0	4	0		
Savko cf.....	4	3	1	0	1	0	0	0-0	1-3	0-1	0-2	0-2	1-2	1-1	0-0	0-0	0	1	0	2	0		
Blackburn p.....	0	0	0	0	0	0	0	0-0	0-0	0-0	0-0	0-0	0-0	0-0	0-0	0-0	0	0	0	0	0	0	
Hewitt p.....	0	0	0	0	0	0	0	0-0	0-0	0-0	0-0	0-0	0-0	0-0	0-0	0-0	0	0	0	0	0	0	
Mason p.....	0	0	0	0	0	0	0	0-0	0-0	0-0	0-0	0-0	0-0	0-0	0-0	0-0	0	0	0	0	0	0	
Totals.....	44	34	9	7	1	0	2	0-0	9-34	3-15	5-18	13-24	1-10	5-9	0-4	2-4	3	12	0	14	5		

TRINITY	-----Batters faced-----													vs Left	vs Right	With Runrs	With 2outs	Lead Off%	Gnd Out	Fly Out	NP	
	BF	AB	H	BB	HP	SH	SF	CI	2B	3B	HR	WP	BK									KL
Blackburn.....	20	17	9	0	2	1	0	0	1	0	0	1	0	0	1-1	8-16	7-11	7-9	2-4	4	4	54
Hewitt.....	8	7	2	0	0	1	0	0	0	0	0	0	0	0-1	2-6	1-3	0-2	1-2	4	2	20	
Mason.....	10	10	1	0	0	0	0	0	0	0	0	0	0	0-1	1-9	0-2	1-3	0-3	3	3	30	

2004 KHSAA State Baseball Tournament
 TRINITY 5 (33-6), BEECHWOOD 4 (32-8) - Plate Appearance Breakdown
 Jun 17, 2004 at Lexington, KY. (Applebee's Park)

BEECHWOOD 4 (32-8)

Player	----Plate appearances----									vs Left	vs Right	RBI Ops	With Runrs	Adv Ops	With 2outs	Lead Off%	Bases Full	Runnr On3rd	Rnrs Adv	Rnrs LOB	2out RBI	Gnd Out	Fly Out
	TPA	AB	H	BB	HP	SH	SF	CI															
Potter cf.....	5	5	1	0	0	0	0	0-1	1-4	0-1	0-2	0-2	1-1	0-1	0-0	0-0	0	0	0	0	2	2	
Muth ss.....	5	4	1	0	1	0	0	0-0	1-4	1-1	1-2	1-2	1-2	0-1	0-0	0-0	0	1	1	1	1	2	
Wera c/p.....	4	4	2	0	0	0	0	0-1	2-3	0-1	1-2	1-2	2-3	0-0	0-0	0-0	0	1	0	1	1	1	
Alford pr/c.....	0	0	0	0	0	0	0	0-0	0-0	0-0	0-0	0-0	0-0	0-0	0-0	0-0	0	0	0	0	0	0	
Sickmeier 3b.....	4	3	1	0	1	0	0	0-1	1-2	1-1	1-1	1-1	1-2	1-2	0-0	0-0	0	0	1	1	1	0	
Curley p/ph.....	4	4	1	0	0	0	0	0-1	1-3	1-1	1-2	1-2	1-1	0-1	0-0	0-0	0	0	1	2	1	1	

Baker pr.....	0	0	0	0	0	0	0	0	0-0	0-0	0-0	0-0	0-0	0-0	0-0	0-0	0	0	0	0	0	
Sawyer lf.....	4	4	2	0	0	0	0	0	0-1	2-3	0-0	2-2	2-2	1-2	0-0	0-0	0	0	0	0	1	
Pike rf.....	4	4	2	0	0	0	0	0	1-1	1-3	1-2	1-3	1-3	1-2	1-1	0-0	0	1	0	2	0	
Anderson 1b.....	4	3	1	0	0	1	0	0	0-0	1-3	0-1	0-1	1-2	0-1	1-2	0-1	0	3	0	1	1	
Hlebak pr.....	0	0	0	0	0	0	0	0	0-0	0-0	0-0	0-0	0-0	0-0	0-0	0	0	0	0	0	0	
Slusher 2b/p.....	4	3	1	0	0	1	0	0	1-1	0-2	1-1	1-1	2-2	0-0	0-1	0-0	1	0	0	1	1	
Totals.....	38	34	12	0	2	2	0	0	2-7	10-27	5-9	8-16	10-18	8-14	3-9	0-1	0-0	2	6	3	11	9

BEECHWOOD	-----Batters faced-----													vs		vs		With		With		Lead		Gnd		Fly	
	BF	AB	H	BB	HP	SH	SF	CI	2B	3B	HR	WP	BK	KL	Left	Right	Runrs	2outs	Off%	Out	Out	NP					
Curley.....	21	18	4	1	1	0	1	0	1	0	0	0	0	3	1-6	3-12	2-9	0-5	2-5	5	4	67					
Wera.....	16	12	3	4	0	0	0	0	0	1	0	1	0	0	0-5	3-7	1-5	1-4	2-3	7	0	68					
Slusher.....	7	4	2	2	0	0	1	0	0	0	0	0	0	0	1-2	1-2	2-4	0-1	1-1	2	1	29					

Line score

TRINITY 5, BEECHWOOD 4 (Jun 17, 2004 at Lexington,KY.)

TRINITY..... 001 001 201 - 5 9 3 (33-6)
 BEECHWOOD..... 200 101 000 - 4 12 1 (32-8)

Pitchers: TRINITY - Blackburn; Hewitt(4); Mason(7). BEECHWOOD - Curley; Wera(6); Slusher(9).
 Win-Mason(7-2) Loss-Slusher(5-1) T-2:36 A-2425

Game notes:

State Quarterfinal

Game delayed at 10:10 by lightning, at the top of the 6th.Game suspended at 11:16.Delay of 1:15.

Game resumed at 12:28 pm, June 18th.

Game: STATE04

TRINITY vs LAFAYETTE (Jun 18, 2004)

- [Box score \(newspaper\)](#)
- [Box score \(NCAA\)](#)
- [Play-by-Play](#)
- [Situational stats](#)
- [Line score](#)

Box score (newspaper)

2004 KHSAA State Baseball Tournament
LAFAYETTE 8 (34-6), TRINITY 7 (33-7)
Jun 18, 2004 at Lexington, KY. (Applebee's Park)

TRINITY	AB	R	H	BI	LAFAYETTE	AB	R	H	BI
Tyler Kuhn ss.....	2	3	1	0	Michael Serraglio rf.....	2	2	1	0
Nick Tompkins 2b.....	4	1	2	0	Chaz Roe ss.....	4	1	2	2
Matt Brady c.....	4	0	2	3	Michael Curtis cf.....	3	0	1	0
Nathan Sturtzel pr.....	1	1	0	0	Zach Upton c.....	3	0	1	0
Brian Brohm rf.....	2	0	0	0	Jay White pr.....	0	2	0	0
Tyler Deskins 3b.....	4	0	2	1	Jayson Langfels 3b.....	4	1	1	2
Sean Duggins 3b.....	0	0	0	0	Chandler Snyder lf.....	4	1	1	0
Wes Steltenpohl 1b.....	3	0	1	1	Ryan Bibb 1b.....	3	1	1	2
Blake Riley ph.....	1	0	0	0	Josh Duncan dh.....	3	0	1	0
Darin Meredith dh.....	3	0	0	0	Phillip Ramsay 2b.....	2	0	1	1
Erich Holland lf.....	3	1	1	0	Tommy Warner p.....	0	0	0	0
Brab Savko cf.....	2	1	1	1	Jarred Alexander p.....	0	0	0	0
Ken Barnett p.....	0	0	0	0	Blake Blair p.....	0	0	0	0
Jason Franzblau p.....	0	0	0	0					
John Mason p.....	0	0	0	0					
Totals.....	29	7	10	6	Totals.....	28	8	10	7

Score by Innings	R	H	E
TRINITY.....	100	104	1 - 7 10 3
LAFAYETTE.....	510	002	X - 8 10 0

E - Kuhn; Franzblau; Mason. LOB - SHAMROCKS 13; GENERALS 7. 2B - Kuhn; Brady; Langfels. 3B - Holland. HR - Roe. HBP - Tompkins; Savko; Curtis. SH - Deskins. SB - Kuhn; Tompkins; Sturtzel.

TRINITY	IP	H	R	ER	BB	SO	WP	BK	HP	IBB	AB	BF	FO	GO	NP
Ken Barnett	2.1	7	6	5	3	2	0	0	1	0	15	19	0	5	76
Jason Franzblau	2.2	1	1	1	1	3	0	0	0	0	8	9	0	4	32
John Mason L,6-3.....	1.0	2	1	1	0	1	0	0	0	0	5	5	2	0	18
LAFAYETTE	IP	H	R	ER	BB	SO	WP	BK	HP	IBB	AB	BF	FO	GO	NP
Tommy Warner	5.0	5	2	2	6	7	0	0	0	0	19	26	4	4	105
Jarred Alexander	0.0	1	4	4	1	0	0	0	2	0	1	4	0	0	17
Blake Blair W,7-0.....	2.0	4	1	1	2	1	0	0	0	1	9	11	3	1	30

HBP - by Barnett (Curtis); by Alexander (Savko); by Alexander (Tompkins). Inherited runners/scored: Franzblau 2/0; Mason 1/1; Blair 2/2. Pitches/strikes: Barnett 76/48; Franzblau 32/22; Mason 18/12; Warner 105/57; Alexander 17/7; Blair 30/23.

Strikeouts - Tompkins 2; Brady; Brohm; Deskins; Steltenpohl 2; Meredith; Roe; Upton; Snyder 2; Duncan; Ramsay. Walks - Kuhn 3; Brady; Brohm 2; Meredith; Holland; Savko; Serraglio 2; Upton; Ramsay.

Umpires - HP: Keith Morgan 1B: Brad Lambdin 2B: Jim Price 3B: Terry Coldiron
Start: 9:00pm Time: 2:28 Attendance: 2378

Game notes:

State Semi-final

Alexander faced 4 batters in the 6th.

Franzblau faced 1 batter in the 6th.

Game: STATE06

Box score (NCAA)

2004 KHSAA State Baseball Tournament
LAFAYETTE 8 (34-6), TRINITY 7 (33-7)
Jun 18, 2004 at Lexington, KY. (Applebee's Park)

TRINITY	AB	R	H	RBI	BB	SO	PO	A	LOB
Tyler Kuhn ss.....	2	3	1	0	3	0	0	4	0
Nick Tompkins 2b.....	4	1	2	0	0	2	2	3	2
Matt Brady c.....	4	0	2	3	1	1	6	0	0
Nathan Sturtzel pr.....	1	1	0	0	0	0	0	0	0
Brian Brohm rf.....	2	0	0	0	2	1	1	0	0
Tyler Deskins 3b.....	4	0	2	1	0	1	2	1	4
Sean Duggins 3b.....	0	0	0	0	0	0	0	0	0
Wes Steltenpohl 1b.....	3	0	1	1	0	2	6	0	0
Blake Riley ph.....	1	0	0	0	0	0	0	0	0
Darin Meredith dh.....	3	0	0	0	1	1	0	0	0
Erich Holland lf.....	3	1	1	0	1	0	1	0	3
Brab Savko cf.....	2	1	1	1	1	0	0	1	3
Ken Barnett p.....	0	0	0	0	0	0	0	0	0
Jason Franzblau p.....	0	0	0	0	0	0	0	0	0
John Mason p.....	0	0	0	0	0	0	0	0	0
Totals.....	29	7	10	6	9	8	18	9	13

LAFAYETTE	AB	R	H	RBI	BB	SO	PO	A	LOB
Michael Serraglio rf.....	2	2	1	0	2	0	2	0	2
Chaz Roe ss.....	4	1	2	2	0	1	0	3	0
Michael Curtis cf.....	3	0	1	0	0	0	1	0	2
Zach Upton c.....	3	0	1	0	1	1	8	0	0
Jay White pr.....	0	2	0	0	0	0	0	0	0
Jayson Langfels 3b.....	4	1	1	2	0	0	1	1	0
Chandler Snyder lf.....	4	1	1	0	0	2	1	0	1
Ryan Bibb 1b.....	3	1	1	2	0	0	6	0	2
Josh Duncan dh.....	3	0	1	0	0	1	0	0	0
Phillip Ramsay 2b.....	2	0	1	1	1	1	2	0	0
Tommy Warner p.....	0	0	0	0	0	0	0	1	0
Jarred Alexander p.....	0	0	0	0	0	0	0	0	0
Blake Blair p.....	0	0	0	0	0	0	0	1	0
Totals.....	28	8	10	7	4	6	21	6	7

Score by Innings		R	H	E
TRINITY.....	100	104	1	- 7 10 3
LAFAYETTE.....	510	002	X	- 8 10 0

E - Kuhn; Franzblau; Mason. LOB - SHAMROCKS 13; GENERALS 7. 2B - Kuhn; Brady; Langfels. 3B - Holland. HR - Roe. HBP - Tompkins; Savko; Curtis. SH - Deskins. SB - Kuhn; Tompkins; Sturtzel.

TRINITY	IP	H	R	ER	BB	SO	AB	BF	NP
Ken Barnett.....	2.1	7	6	5	3	2	15	19	76
Jason Franzblau....	2.2	1	1	1	1	3	8	9	32
John Mason.....	1.0	2	1	1	0	1	5	5	18

LAFAYETTE	IP	H	R	ER	BB	SO	AB	BF	NP
Tommy Warner.....	5.0	5	2	2	6	7	19	26	105
Jarred Alexander....	0.0	1	4	4	1	0	1	4	17
Blake Blair.....	2.0	4	1	1	2	1	9	11	30

Win - Blair (7-0). Loss - Mason (6-3). Save - None.

HBP - by Barnett (Curtis); by Alexander (Savko); by Alexander (Tompkins).

Inherited runners/scored: Franzblau 2/0; Mason 1/1; Blair 2/2. Pitches/strikes: Barnett 76/48; Franzblau 32/22; Mason 18/12; Warner 105/57; Alexander 17/7; Blair 30/23.

Umpires - HP: Keith Morgan 1B: Brad Lambdin 2B: Jim Price 3B: Terry Coldiron
Start: 9:00pm Time: 2:28 Attendance: 2378

Game notes:

State Semi-final

Alexander faced 4 batters in the 6th.

Franzblau faced 1 batter in the 6th.

Game: STATE06

Play-by-Play

2004 KHSAA State Baseball Tournament
LAFAYETTE 8 (34-6), TRINITY 7 (33-7) - Play-by-Play
Jun 18, 2004 at Lexington, KY. (Applebee's Park)

Score by Innings	R	H	E
TRINITY.....	100	104	1 - 7 10 3
LAFAYETTE.....	510	002	X - 8 10 0

TRINITY starters: 4/ss Kuhn; 1/2b Tompkins; 22/c Brady; 12/rf Brohm; 3/3b Deskins; 24/1b Steltenpohl; 6/dh Meredith; 14/lf Holland; 2/cf Savko; 9/p Barnett;
LAFAYETTE starters: 8/rf Serraglio; 13/ss Roe; 12/cf Curtis; 14/c Upton; 43/3b Langfels; 2/lf Snyder; 20/1b Bibb; 33/dh Duncan; 7/2b Ramsay; 17/p Warner;

TRINITY 1st - Kuhn walked (3-0). Tompkins struck out looking (2-2). Kuhn stole second. Brady doubled to center field, RBI (3-2); Kuhn scored. Sturtzel pinch ran for Brady. Brohm grounded out to ss (3-2); Sturtzel advanced to third. Deskins struck out (2-2). *1 run, 1 hit, 0 errors, 1 LOB.*

LAFAYETTE 1st - Brady to c for Sturtzel. Serraglio singled to center field (1-2). Roe struck out looking (1-2). Curtis grounded out to 2b (0-2); Serraglio advanced to second. Upton walked (3-0). White pinch ran for Upton. Langfels doubled to right center, 2 RBI (1-2); White scored; Serraglio scored. Snyder singled through the left side, advanced to second on the throw (0-1); Langfels advanced to third. Bibb singled to right field, 2 RBI (1-1); Snyder scored; Langfels scored. Duncan singled through the left side (0-1); Bibb advanced to second. Ramsay singled to right center, RBI (1-0); Duncan advanced to second; Bibb scored. Serraglio reached

on a fielder's choice to shortstop (0-1); Ramsay out at second ss to 2b. 5 runs, 6 hits, 0 errors, 2 LOB.

TRINITY 2nd - Upton to c for White. Steltenpohl struck out looking (1-2). Meredith struck out (3-2). Holland popped up to 2b (2-0). 0 runs, 0 hits, 0 errors, 0 LOB.

LAFAYETTE 2nd - Roe grounded out to 2b (1-2). Curtis hit by pitch (1-2). Upton singled to left field (2-2); Curtis advanced to second. White pinch ran for Upton. Langfels reached on a fielder's choice to third base (1-2); White advanced to second; Curtis out at third 3b unassisted. Snyder reached on a fielding error by ss (1-1); Langfels advanced to second; White scored, unearned. Bibb reached on a fielder's choice to shortstop (1-2); Snyder out at second ss to 2b. 1 run, 1 hit, 1 error, 2 LOB.

TRINITY 3rd - Upton to c for White. Savko walked (3-1). Kuhn popped up to 3b (1-1). Tompkins singled through the left side (1-0); Savko advanced to third. Brady struck out (1-2). Brohm walked (3-2); Tompkins advanced to second. Deskins grounded out to ss (0-2). 0 runs, 1 hit, 0 errors, 3 LOB.

LAFAYETTE 3rd - Duncan struck out (3-2). Ramsay walked (3-1). Serraglio walked (3-2); Ramsay advanced to second. Franzblau to p for Barnett. Serraglio advanced to second on a throwing error by p; Ramsay out at third cf to 3b. Roe singled to third base (3-1). Curtis grounded out to 2b (0-0). 0 runs, 1 hit, 1 error, 2 LOB.

TRINITY 4th - Steltenpohl struck out (2-2). Meredith grounded out to ss (2-2). Holland tripled to center field (0-0). Savko singled up the middle, RBI (0-0); Holland scored. Kuhn doubled down the lf line (0-2); Savko advanced to third. Tompkins struck out (1-2). 1 run, 3 hits, 0 errors, 2 LOB.

LAFAYETTE 4th - Upton struck out (0-2). Langfels grounded out to 3b (1-2). Snyder struck out (0-2). 0 runs, 0 hits, 0 errors, 0 LOB.

TRINITY 5th - Brady walked (3-1). Sturtzel pinch ran for Brady. Brohm walked (3-1); Sturtzel advanced to second. Deskins grounded out to p, SAC, bunt (0-1); Brohm advanced to second; Sturtzel advanced to third. Riley pinch hit for Steltenpohl. Riley popped up to 1b (0-0). Meredith walked (3-2). Holland flied out to lf (0-0). 0 runs, 0 hits, 0 errors, 3 LOB.

LAFAYETTE 5th - Brady to c for Sturtzel. Steltenpohl to 1b for Riley. Duggins to 3b for Deskins. Deskins to 3b for Duggins. Bibb grounded out to ss (1-1). Duncan grounded out to ss (1-1). Ramsay struck out looking (0-2). 0 runs, 0 hits, 0 errors, 0 LOB.

TRINITY 6th - Alexander to p for Warner. Savko hit by pitch (0-0). Kuhn walked (3-2); Savko advanced to second. Tompkins hit by pitch (3-2); Kuhn advanced to second; Savko advanced to third. Brady singled to left field, 2 RBI (1-1); Tompkins advanced to third; Kuhn scored; Savko scored. Sturtzel pinch ran for Brady. Blair to p for Alexander. Brohm struck out looking (1-2). Sturtzel stole second; Tompkins stole home. Deskins singled to left field (1-2); Sturtzel advanced to third. Steltenpohl singled to left field, advanced to second on the throw, RBI (0-0); Deskins advanced to third; Sturtzel scored. Meredith flied out to rf (0-1). Holland intentionally walked. Savko flied out to cf (0-1). 4 runs, 3 hits, 0 errors, 3 LOB.

LAFAYETTE 6th - Brady to c for Sturtzel. Serraglio walked (3-0). Mason to p for Franzblau. Serraglio advanced to third on a throwing error by p, failed pickoff attempt. Roe homered to left field, 2 RBI (1-1); Serraglio scored. Curtis singled to right field (2-2). Upton flied out to lf (0-0). Langfels flied out to rf (3-2). Snyder struck out (0-2). 2 runs, 2 hits, 1 error, 1 LOB.

TRINITY 7th - Kuhn walked (3-1). Tompkins singled to left field (1-2); Kuhn advanced to second. Brady reached on a fielder's choice to third base (0-0);

Tompkins out at second 3b to 2b; Kuhn advanced to third. Sturtzel pinch ran for Brohm. Sturtzel flied out to rf (0-1). Deskins singled to right center, RBI (0-2); Brady advanced to third; Kuhn scored. Deskins out at first p to 1b, picked off. 1 run, 2 hits, 0 errors, 1 LOB.

Plate appearance breakdown

2004 KHSAA State Baseball Tournament
LAFAYETTE 8 (34-6), TRINITY 7 (33-7) - Plate Appearance Breakdown
Jun 18, 2004 at Lexington, KY. (Applebee's Park)

TRINITY 7 (33-7)

Player	----Plate appearances----									vs Left	vs Right	RBI Ops	With Runns	Adv Ops	With 2outs	Lead Off%	Bases Full	Runnr On3rd	Rnrs Adv	Rnrs LOB	2out RBI	Gnd Out	Fly Out
	TPA	AB	H	BB	HP	SH	SF	CI															
Kuhn ss.....	5	2	1	3	0	0	0	0	1-2	0-0	0-0	1-2	2-3	1-1	2-2	0-0	0-0	0	0	0	0	0	1
Tompkins 2b.....	5	4	2	0	1	0	0	0	1-3	1-1	0-1	2-4	3-5	0-1	0-0	0-0	0-0	0	2	0	0	0	0
Brady c.....	5	4	2	1	0	0	0	0	1-2	1-2	2-4	2-4	3-4	0-0	1-1	1-1	1-2	0	0	0	0	1	0
Sturtzel pr.....	1	1	0	0	0	0	0	0	0-0	0-1	0-1	0-1	0-1	0-0	0-0	0-0	0-1	0	0	0	0	0	1
Brohm rf.....	4	2	0	2	0	0	0	0	0-1	0-1	0-2	0-2	3-4	0-0	0-0	0-0	0-1	1	0	0	0	1	0
Deskins 3b.....	5	4	2	0	0	1	0	0	0-2	2-2	2-4	2-4	3-5	1-3	0-0	0-1	0-0	2	4	1	2	0	0
Duggins 3b.....	0	0	0	0	0	0	0	0	0-0	0-0	0-0	0-0	0-0	0-0	0-0	0-0	0-0	0	0	0	0	0	0
Steltenpohl 1b....	3	3	1	0	0	0	0	0	0-2	1-1	1-1	1-1	1-1	0-0	0-2	0-0	1-1	0	0	0	0	0	0
Riley ph.....	1	1	0	0	0	0	0	0	0-1	0-0	0-1	0-1	0-1	0-0	0-0	0-0	0-1	0	0	0	0	0	1
Meredith dh.....	4	3	0	1	0	0	0	0	0-2	0-1	0-1	0-1	0-1	0-0	0-0	0-0	0-1	0	0	0	0	1	1
Holland lf.....	4	3	1	1	0	0	0	0	1-3	0-0	0-1	0-1	0-1	1-3	0-0	0-1	0-0	0	3	0	0	0	2
Savko cf.....	4	2	1	1	1	0	0	0	1-1	0-1	1-2	1-2	1-2	1-2	2-2	0-1	0-0	0	3	1	0	0	1
Barnett p.....	0	0	0	0	0	0	0	0	0-0	0-0	0-0	0-0	0-0	0-0	0-0	0-0	0-0	0	0	0	0	0	0
Franzblau p.....	0	0	0	0	0	0	0	0	0-0	0-0	0-0	0-0	0-0	0-0	0-0	0-0	0-0	0	0	0	0	0	0
Mason p.....	0	0	0	0	0	0	0	0	0-0	0-0	0-0	0-0	0-0	0-0	0-0	0-0	0-0	0	0	0	0	0	0
Totals.....	41	29	10	9	2	1	0	0	5-19	5-10	6-18	9-23	16-28	4-10	5-7	1-4	2-7	3	12	2	5	7	

TRINITY	-----Batters faced-----													vs Left	vs Right	With Runns	With 2outs	Lead Off%	Gnd Out	Fly Out	NP	
	BF	AB	H	BB	HP	SH	SF	CI	2B	3B	HR	WP	BK									KL
Barnett.....	19	15	7	3	1	0	0	0	1	0	0	0	0	1	1-2	6-13	6-12	5-8	1-3	5	0	76
Franzblau.....	9	8	1	1	0	0	0	0	0	0	0	0	0	1	0-2	1-6	1-2	1-4	1-3	4	0	32
Mason.....	5	5	2	0	0	0	0	0	0	0	1	0	0	1-2	1-3	1-4	0-1	0-0	0	2	18	

2004 KHSAA State Baseball Tournament
LAFAYETTE 8 (34-6), TRINITY 7 (33-7) - Plate Appearance Breakdown
Jun 18, 2004 at Lexington, KY. (Applebee's Park)

LAFAYETTE 8 (34-6)

Player	----Plate appearances----									vs Left	vs Right	RBI Ops	With Runns	Adv Ops	With 2outs	Lead Off%	Bases Full	Runnr On3rd	Rnrs Adv	Rnrs LOB	2out RBI	Gnd Out	Fly Out
	TPA	AB	H	BB	HP	SH	SF	CI															
Serraglio rf.....	4	2	1	2	0	0	0	0	1-2	0-0	0-1	0-1	1-2	0-1	2-2	0-0	0-0	0	2	0	0	1	0
Roe ss.....	4	4	2	0	0	0	0	0	0-2	2-2	2-2	2-3	1-3	1-1	0-1	0-0	1-1	0	0	0	0	1	0
Curtis cf.....	4	3	1	0	1	0	0	0	0-1	1-2	0-1	0-2	1-2	0-1	0-0	0-0	0-0	1	2	0	0	2	0
Upton c.....	4	3	1	1	0	0	0	0	1-1	0-2	0-0	1-2	1-2	0-0	0-1	0-0	0-0	0	0	0	0	0	1
White pr.....	0	0	0	0	0	0	0	0	0-0	0-0	0-0	0-0	0-0	0-0	0-0	0-0	0-0	0	0	0	0	0	0
Langfels 3b.....	4	4	1	0	0	0	0	0	1-2	0-2	1-2	1-3	2-3	1-1	0-0	0-0	0-0	0	0	2	2	1	0
Snyder lf.....	4	4	1	0	0	0	0	0	1-2	0-2	1-2	1-3	2-3	1-4	0-0	0-0	0-0	0	1	0	0	0	0
Bibb 1b.....	3	3	1	0	0	0	0	0	1-2	0-1	1-2	1-2	1-2	1-2	0-1	0-0	0-0	0	2	2	2	2	0
Duncan dh.....	3	3	1	0	0	0	0	0	1-2	0-1	0-0	1-1	1-1	1-1	0-1	0-0	0-0	0	0	0	0	1	0
Ramsay 2b.....	3	2	1	1	0	0	0	0	1-1	0-1	1-1	1-1	1-1	1-2	0-0	0-0	0-0	0	0	1	0	0	0
Warner p.....	0	0	0	0	0	0	0	0	0-0	0-0	0-0	0-0	0-0	0-0	0-0	0-0	0-0	0	0	0	0	0	0
Alexander p.....	0	0	0	0	0	0	0	0	0-0	0-0	0-0	0-0	0-0	0-0	0-0	0-0	0-0	0	0	0	0	0	0
Blair p.....	0	0	0	0	0	0	0	0	0-0	0-0	0-0	0-0	0-0	0-0	0-0	0-0	0-0	0	0	0	0	0	0
Totals.....	33	28	10	4	1	0	0	0	7-15	3-13	6-11	8-18	11-19	6-13	2-6	0-0	1-1	1	7	5	9	2	

LAFAYETTE	-----Batters faced-----													vs Left	vs Right	With Runns	With 2outs	Lead Off%	Gnd Out	Fly Out	NP
	BF	AB	H	BB	HP	SH	SF	CI	2B	3B	HR	WP	BK								
Warner.....	26	19	5	6	0	1	0	0	2	1	0	0	2	1-4	4-15	4-13	3-8	3-5	4	4	105
Alexander.....	4	1	1	1	2	0	0	0	0	0	0	0	0	0-0	1-1	1-1	0-0	1-1	0	0	17
Blair.....	11	9	4	2	0	0	0	0	0	0	0	1	1-1	3-8	4-9	1-2	1-1	1	3	30	

Line score

LAFAYETTE 8, TRINITY 7 (Jun 18, 2004 at Lexington,KY.)

```

-----
TRINITY..... 100 104 1 - 7 10 3      (33-7)
LAFAYETTE..... 510 002 X - 8 10 0      (34-6)
-----

```

Pitchers: TRINITY - Barnett; Franzblau(3); Mason(6). LAFAYETTE - Warner; Alexander(6); Blair(6)

Win-Blair(7-0) Loss-Mason(6-3) T-2:28 A-2378

HR LAF - Roe.

Game notes:

State Semi-final

Alexander faced 4 batters in the 6th.

Franzblau faced 1 batter in the 6th.

Game: STATE06