
2002 KENTUCKY HIGH SCHOOL ATHLETIC ASSOCIATION
BOYS' SWEET SIXTEEN® STATE BASKETBALL TOURNAMENT

March 13-16 • Rupp Arena • Lexington



Saturday, March 16
Session 8

State Championship
Paducah Tilghman Blue Tornado
vs.
Lexington Catholic Knights

FINAL GAME STATS



IT'S SHOWTIME!

2002 KHSAA BOYS' SWEET 16 - Game Box Score

Paducah Tilghman Blue Tornado vs. Lexington Catholic Knights

Date: 03/16/2002 Time: 8:00 pm Site: Rupp Arena-Lexington, KY Attendance:

Visitors: Lexington Catholic Knights

##	Name	P	FG	3 Pt	FT	PTS	ORB	DRB	TR	PF	AST	TO	BS	ST	MIN
3	* Brian Smith	G	2/6	0/2	0/0	4	0	2	2	1	8	0	0	1	28:03
4	Martiese Marones		0/1	0/0	0/0	0	1	0	1	2	1	2	0	0	9:35
5	Adam Cooke		0/0	0/0	0/0	0	0	0	0	0	0	0	0	0	1:38
10	Drew Morton		0/0	0/0	0/0	0	0	0	0	0	0	0	0	0	0:06
11	* William Graham	G	9/16	1/3	0/0	19	1	1	2	2	4	1	0	2	23:00
23	* Demetrius Green	F	10/16	4/7	0/1	24	3	8	11	2	6	1	0	3	28:50
30	Chase Hillenmeyer		0/0	0/0	0/0	0	0	1	1	0	0	0	0	0	1:38
32	* Ryan Morton	F	5/7	0/0	3/7	13	3	7	10	3	0	1	0	2	20:56
33	Harrison Morton		5/8	0/2	2/3	12	1	0	1	3	0	1	0	1	21:35
34	Mark Balthrop		1/1	0/0	0/0	2	0	1	1	0	0	0	0	0	4:23
44	Ryan Postel		2/2	1/1	0/0	5	1	1	2	0	0	0	0	0	1:38
45	* John Rompf	C	1/4	0/0	0/2	2	1	5	6	2	0	1	0	0	15:22
55	Cory Canter														DNP
12	Trey Server		0/2	0/1	2/2	2	0	1	1	0	1	0	0	0	1:38
14	Wes Lawrence		0/0	0/0	0/0	0	0	0	0	0	0	0	0	0	1:38
	Team						3	1	4						
	Totals		35/64	6/17	7/15	83	14	28	42	15	20	7	0	9	160

Total FG	1st Half	15/30	50.0%	2nd Half	20/34	58.8%	Game	35/64	54.7%
3 PT FG	1st Half	2/8	25.0%	2nd Half	4/9	44.4%	Game	6/17	35.3%
Free Throws	1st Half	1/5	20.0%	2nd Half	6/10	60.0%	Game	7/15	46.7%

Home: Paducah Tilghman Blue Tornado

##	Name	P	FG	3 Pt	FT	PTS	ORB	DRB	TR	PF	AST	TO	BS	ST	MIN
10	A.J. Davis		0/1	0/1	0/0	0	0	0	0	0	0	0	0	0	1:38
12	* Ches Gibson	G	0/4	0/2	0/0	0	0	1	1	0	0	0	0	0	16:49
15	Curtis Hamilton		1/3	1/2	0/0	3	0	0	0	0	0	0	0	0	1:38
21	* Ryan Wagner	G	1/3	0/2	4/4	6	0	0	0	2	1	7	0	0	26:38
22	Fred Perry		2/7	2/4	0/0	6	0	0	0	1	1	2	0	0	17:17
23	* Bryan Hamilton	G	7/14	2/6	0/1	16	4	9	13	4	2	3	1	0	30:22
25	Michael Craft		0/0	0/0	0/0	0	0	0	0	0	0	0	0	0	1:38
32	Kyle Bohle		0/0	0/0	0/0	0	0	0	0	0	0	0	0	0	1:38
33	* Chris Clarke	F	0/9	0/4	2/2	2	3	3	6	3	1	0	1	2	27:23
35	Armond Cooper		0/2	0/0	0/0	0	0	0	0	1	0	1	0	1	5:52
40	D.C. Faulkner														DNP
44	Courtney Amos														DNP
50	* Orlandus Hill	C	7/11	0/0	6/9	20	1	2	3	2	0	1	2	0	27:29
51	John Biles		0/0	0/0	0/0	0	0	1	1	1	0	0	0	0	1:38
42	Joe Casey														DNP
	Team						1	2	3			2			
	Totals		18/54	5/21	12/16	53	9	18	27	14	5	16	4	3	160

Total FG	1st Half	9/26	34.6%	2nd Half	9/28	32.1%	Game	18/54	33.3%
3 PT FG	1st Half	1/9	11.1%	2nd Half	4/12	33.3%	Game	5/21	23.8%
Free Throws	1st Half	10/12	83.3%	2nd Half	2/4	50.0%	Game	12/16	75.0%

	LCath	PadT		LCath	PadT		LCath	PadT
Free Throw Pts	7	12	3Pt Points	18	15	Pts/Possession	0.93	0.65
Pts off Turnovers	23	6	2nd Chance Points	15	14	Pts off Bench	21	9
Total Rebounds	42	27	Team Rebounds	4	3	Dead Ball Reb	5	3
Off Rebound %	43.8	24.3	Def Rebound %	75.7	56.3	Total Rebound %	60.9	39.1

Technical Fouls
 LCath None
 PadT None
 Officials Tony Gray, Jerry Hurley, Roy Boisture

	Qtr 1	Qtr 2	Qtr 3	Qtr 4	OT 1	OT 2	OT 3	OT 4	Total
Lexington Catholic Knights	15	18	30	20	0	0	0	0	83
Paducah Tilghman Blue Tornado	11	18	15	9	0	0	0	0	53

Name	Action	Action	Score	Clock	Diff	Name	Action	Action
12 C Gibson	Start Game					3 B Smith	Start Game	
21 R Wagner	Start Game					11 W Graham	Start Game	
23 B Hamilton	Start Game					23 D Green	Start Game	
33 C Clarke	Start Game					32 R Morton	Start Game	
50 O Hill	Start Game					45 J Rompf	Start Game	
O Hill	Jump Ball Win			1 7:58		R Morton	Jump Ball Loss	
R Wagner	Turnover	(Bad Pass)		1 7:49				
				1 7:48		W Graham	Steal	
			0-2	1 7:46	-2	W Graham	Dunk Made	
O Hill	Layup Made		2-2	1 7:35	(T1)			
			2-4	1 7:18	-2	D Green	FG Made	
R Wagner	Turnover	(Bad Pass)		1 7:07				
				1 7:05		R Morton	Steal	
			2-6	1 7:02	-4	W Graham	Layup Made	
R Wagner	3Pt Attempt			1 6:48		R Morton	Def Rebound	
B Hamilton	Def Rebound			1 6:42		W Graham	Layup Att	
C Clarke	FG Attempt	C Clarke Off Reb		1 6:34				
C Clarke	FG Attempt			1 6:26		R Morton	Def Rebound	
R Wagner	Personal Foul			1 6:14				
				1 6:09		J Rompf	FG Attempt	LCath Off Reb
				1 6:06		LCath	3Pt Attempt	LCath Off Reb
PadT	Def Rebound	(Dead Ball Reb)		1 6:04		W Graham	3Pt Attempt	
				1 6:04		D Green	Personal Foul	
O Hill	FG Made		4-6	1 5:49	-2			
C Gibson	Def Rebound			1 5:27		D Green	3Pt Attempt	
C Clarke	3Pt Attempt			1 5:15		B Smith	Def Rebound	
				1 5:10		LCath	20 Sec Time Out	
			4-9	1 4:49	-5	D Green	3Pt Made	W Graham Assist
PadT	20 Sec Time Out			1 4:38				
				1 4:38		H Morton	Enter Game	for J Rompf
O Hill	FG Attempt			1 4:16		W Graham	Def Rebound	
			4-11	1 4:08	-7	W Graham	FG Made	D Green Assist
C Gibson	3Pt Attempt			1 3:56		LCath	Def Rebound	
			4-13	1 3:42	-9	H Morton	FG Made	D Green Assist
R Wagner	FG Made		6-13	1 3:15	-7			
				1 2:46		B Smith	3Pt Attempt	D Green Off Reb
C Clarke	Block	C Clarke Def Reb		1 2:45		D Green	Putback Att	
				1 2:35		R Morton	Personal Foul	
F Perry	Enter Game	for C Gibson		1 2:35				
O Hill	FT Made		7-13	1 2:35	-6			
O Hill	FT Attempt			1 2:35		R Morton	Def Rebound	
				1 2:28	-8	W Graham	Layup Made	
				1 2:16		B Smith	Personal Foul	
				1 2:16				
				1 2:16		M Marones	Enter Game	for B Smith
B Hamilton	3Pt Attempt	O Hill Off Reb		1 1:55				
O Hill	FG Made		9-15	1 1:51	-6			
				1 1:45		M Marones	Turnover	(Bad Pass)
C Clarke	Steal			1 1:42				
C Clarke	FG Attempt			1 1:36		R Morton	Def Rebound	
				1 1:32		R Morton	Turnover	(Bad Pass)
				1 1:32		B Smith	Enter Game	for W Graham
				1 1:32		J Rompf	Enter Game	for R Morton
				1 1:32		M Balthrop	Enter Game	for D Green
B Hamilton	FG Made		11-15	1 1:08	-4			
O Hill	Block			1 0:26		J Rompf	FG Attempt	M Marones Off Reb
				1 0:23		M Marones	Putback Att	J Rompf Off Reb
O Hill	Personal Foul			1 0:21				
				1 0:21		J Rompf	FT Attempt	LCath Deadball Reb
O Hill	Def Rebound			1 0:21		J Rompf	FT Attempt	
B Hamilton	3Pt Attempt			1 0:01		M Balthrop	Def Rebound	

End of Period Summary Blue Tornado 11 Knights 15

Largest Lead: Blue Tornado 4 Knights 13 (9 pts) Lead in Period: Blue Tornado 4 Knights 13 (9 pts) 2 for 4 oppo pts 2 for 2 pts 5/14 for 35.7 % 1/2 for 50.0 %	Turnovers 2nd Chances Field Goals Free Throws	Lead Changes: 0 Ties: 1 Lead Changes: 0 Ties: 1 (this period) 2 for 2 oppo pts 5 for 0 pts 7/16 for 43.8 % 0/2 for 0.00 %
------------------------------------------------------------------------------------------------------------------------------------------------------------------------------	--------------------------------------------------------	------------------------------------------------------------------------------------------------------------------------------------------

2002 KHSAA BOYS' SWEET 16 - Play by Play Report - Period: 2 (pg 1)
Paducah Tilghman Blue Tornado vs. Lexington Catholic Knights
Date: 03/16/2002 Time: 8:00 pm Site: Rupp Arena-Lexington, KY Attendance:

Name	Action	Action	Score	Clock	Diff	Name	Action	Action
				2 8:00		R Morton	Enter Game	for J Rompf
				2 8:00		M Marones	Leave Game	
				2 8:00		W Graham	Enter Game	for M Balthrop
				2 8:00		D Green	Enter game	
O Hill	Block	PadT Def Reb		2 7:49		R Morton	FG Attempt	
O Hill	Layup Made	C Clarke Assist	13-15	2 7:37	-2			
				2 7:29		W Graham	Turnover	(Bad Pass)
C Clarke	Steal			2 7:26				
F Perry	Turnover	(Bad Pass)		2 7:23				
PadT	Turnover			2 7:20		H Morton	Steal	
C Clarke	Personal Foul			2 7:20				
			13-18	2 7:15	-5	D Green	3Pt Made	B Smith Assist
R Wagner	Turnover	(Bad Pass)		2 7:11				
				2 7:10		B Smith	Steal	
B Hamilton	Def Rebound			2 7:08		W Graham	FG Attempt	
				2 6:59		H Morton	Personal Foul	
C Gibson	Enter Game	for R Wagner		2 6:59				
O Hill	FT Attempt	PadT-Deadball Reb		2 6:59				
O Hill	FT Made		14-18	2 6:59	-4			
				2 6:45		R Morton	FG Attempt	H Morton Off Reb
			14-20	2 6:40	-6	H Morton	FG Made	
				2 6:28		W Graham	Personal Foul	
B Hamilton	FG Made		16-20	2 6:13	-4			
			16-22	2 6:02	-6	R Morton	Layup Made	B Smith Assist
F Perry	FG Attempt			2 5:49		R Morton	Def Rebound	
F Perry	Personal Foul			2 5:43				
			16-24	2 5:29	-8	W Graham	FG Made	
				2 5:15		R Morton	Personal Foul	
				2 5:15		J Rompf	Enter Game	for R Morton
PadT	Time Out			2 5:15				
R Wagner	Enter Game	for F Perry		2 5:15				
C Clarke	3Pt Attempt	C Clarke Off Reb		2 5:05				
				2 5:03		W Graham	Personal Foul	
				2 5:03		M Marones	Enter Game	for W Graham
C Clarke	FT Made		17-24	2 5:03	-7			
C Clarke	FT Made		18-24	2 5:03	-6			
A Cooper	Enter Game	for C Clarke		2 5:03				
R Wagner	Personal Foul			2 4:47				
B Hamilton	Personal Foul			2 4:39				
			18-25	2 4:39	-7	H Morton	FT Attempt	LCath Deadball Reb
				2 4:39		H Morton	FT Made	
A Cooper	FG Attempt			2 4:24		D Green	Def Rebound	
				2 4:16		D Green	3Pt Attempt	D Green Off Reb
			18-27	2 4:12	-9	H Morton	FG Made	D Green Assist
B Hamilton	Turnover	(Bad Pass)		2 4:04				
C Gibson	Leave Game			2 4:04				
F Perry	Enter Game	for A Cooper		2 4:04				
C Clarke	Enter game			2 4:04				
B Hamilton	Def Rebound			2 3:51		D Green	FG Attempt	
B Hamilton	3Pt Attempt			2 3:33		LCath	Def Rebound	(Dead Ball Reb)
C Clarke	Personal Foul			2 3:33				
B Hamilton	Def Rebound			2 3:33		D Green	FT Attempt	
C Clarke	3Pt Attempt			2 3:15		B Smith	Def Rebound	
			18-29	2 3:09	-11	H Morton	Layup Made	B Smith Assist
F Perry	3Pt Made	R Wagner Assist	21-29	2 2:52	-8			
				2 2:23		J Rompf	Personal Foul	
				2 2:23		J Rompf	Turnover	
				2 2:23		M Balthrop	Enter Game	for J Rompf
R Wagner	FT Made		22-29	2 2:23	-7			
R Wagner	FT Made		23-29	2 2:23	-6			
O Hill	Def Rebound			2 2:04		H Morton	3Pt Attempt	

2002 KHSAA BOYS' SWEET 16 - Play by Play Report - Period: 2 (pg 2)
Paducah Tilghman Blue Tornado vs. Lexington Catholic Knights
Date: 03/16/2002 Time: 8:00 pm Site: Rupp Arena-Lexington, KY Attendance:

Name	Action	Action	Score	Clock	Diff	Name	Action	Action
				2 1:49		H Morton	Personal Foul	
				2 1:49		J Rompf	Enter Game	for H Morton
O Hill	FT Made		24-29	2 1:49	-5			
O Hill	FT Made		25-29	2 1:49	-4			
				2 1:48		M Marones	Turnover	(Violation)
F Perry	FG Attempt	B Hamilton Off Reb		2 1:42				
B Hamilton	Putback Made		27-29	2 1:40	-2			
				2 1:19		D Green	Turnover	(Fumble)
R Wagner	Turnover	(Bad Pass)		2 1:16				
				2 1:16		D Green	Steal	
			27-31	2 0:58	-4	M Balthrop	Layup Made	M Marones Assist
R Wagner	FT Made		28-31	2 0:54	-3	M Marones	Personal Foul	
R Wagner	FT Made		29-31	2 0:54	-2			
			29-33	2 0:23	-4	B Smith	FG Made	
O Hill	FG Attempt	PadT Off Reb		2 0:07				
				2 0:06		D Morton	Enter Game	for B Smith
C Clarke	FG Attempt			2 0:02		J Rompf	Def Rebound	

End of Period Summary Blue Tornado 29 Knights 33

Largest Lead: Blue Tornado 18 Knights 29 (11 pts)

Lead in Period: Blue Tornado 18 Knights 29 (11 pts)

5 for 5 oppo pts

3 for 4 pts

4/12 for 33.3 %

9/10 for 90.0 %

Turnovers

2nd Chances

Field Goals

Free Throws

Lead Changes: 0 Ties: 1

Lead Changes: 0 Ties: 0 (this period)

4 for 4 oppo pts

2 for 4 pts

8/14 for 57.1 %

1/3 for 33.3 %

2002 KHSAA BOYS' SWEET 16 - Game Box Score
Paducah Tilghman Blue Tornado vs. Lexington Catholic Knights
Date: 03/16/2002 Time: 8:00 pm Site: Rupp Arena-Lexington, KY Attendance:

Visitors: Lexington Catholic Knights

##	Name	P	FG	3 Pt	FT	PTS	ORB	DRB	TR	PF	AST	TO	BS	ST	MIN
3	* Brian Smith	G	1/2	0/1	0/0	2	0	2	2	1	3	0	0	1	15:10
4	Martiese Marones		0/1	0/0	0/0	0	1	0	1	1	1	2	0	0	7:19
5	Adam Cooke														DNP
10	Drew Morton		0/0	0/0	0/0	0	0	0	0	0	0	0	0	0	0:06
11	* William Graham	G	5/8	0/1	0/0	10	0	1	1	2	1	1	0	1	9:25
23	* Demetrius Green	F	3/7	2/4	0/1	8	2	1	3	1	3	1	0	1	14:28
30	Chase Hillenmeyer														DNP
32	* Ryan Morton	F	1/3	0/0	0/0	2	0	5	5	2	0	1	0	1	9:13
33	Harrison Morton		4/5	0/1	1/2	9	1	0	1	2	0	0	0	1	10:49
34	Mark Balthrop		1/1	0/0	0/0	2	0	1	1	0	0	0	0	0	3:55
44	Ryan Postel														DNP
45	* John Rompf	C	0/2	0/0	0/2	0	1	1	2	1	0	1	0	0	9:35
55	Cory Canter														DNP
12	Trey Server														DNP
14	Wes Lawrence														DNP
	Team						2	1	3						
	Totals		15/30	2/8	1/5	33	7	12	19	10	8	6	0	5	80

	Total FG	1st Half	15/30	50.0%	2nd Half	0/0	0.00%	Game	15/30	50.0%
3 PT FG		1st Half	2/8	25.0%	2nd Half	0/0	0.00%	Game	2/8	25.0%
Free Throws		1st Half	1/5	20.0%	2nd Half	0/0	0.00%	Game	1/5	20.0%

Home: Paducah Tilghman Blue Tornado

##	Name	P	FG	3 Pt	FT	PTS	ORB	DRB	TR	PF	AST	TO	BS	ST	MIN
10	A.J. Davis														DNP
12	* Ches Gibson	G	0/1	0/1	0/0	0	0	1	1	0	0	0	0	0	8:20
15	Curtis Hamilton														DNP
21	* Ryan Wagner	G	1/2	0/1	4/4	6	0	0	0	2	1	4	0	0	14:16
22	Fred Perry		1/3	1/1	0/0	3	0	0	0	1	0	1	0	0	9:24
23	* Bryan Hamilton	G	3/6	0/3	0/0	6	1	4	5	1	0	1	0	0	16:00
25	Michael Craft														DNP
32	Kyle Bohle														DNP
33	* Chris Clarke	F	0/7	0/3	2/2	2	2	1	3	2	1	0	1	2	15:01
35	Armond Cooper		0/1	0/0	0/0	0	0	0	0	0	0	0	0	0	0:59
40	D.C. Faulkner														DNP
44	Courtney Amos														DNP
50	* Orlandus Hill	C	4/6	0/0	4/6	12	1	2	3	1	0	0	2	0	16:00
51	John Biles														DNP
42	Joe Casey														DNP
	Team						1	1	2			1			
	Totals		9/26	1/9	10/12	29	5	9	14	7	2	7	3	2	80

	Total FG	1st Half	9/26	34.6%	2nd Half	0/0	0.00%	Game	9/26	34.6%
3 PT FG		1st Half	1/9	11.1%	2nd Half	0/0	0.00%	Game	1/9	11.1%
Free Throws		1st Half	10/12	83.3%	2nd Half	0/0	0.00%	Game	10/12	83.3%

	LCath	PadT	LCath	PadT	LCath	PadT		
Free Throw Pts	1	10	3Pt Points	6	3	Pts/Possession	0.73	0.69
Pts off Turnovers	9	6	2nd Chance Points	4	6	Pts off Bench	11	3
Total Rebounds	19	14	Team Rebounds	3	2	Dead Ball Reb	3	2
Off Rebound %	43.8	29.4	Def Rebound %	70.6	56.3	Total Rebound %	57.6	42.4

Technical Fouls: LCath None, PadT None
 Officials: Tony Gray, Jerry Hurley, Roy Boisture

	Qtr 1	Qtr 2	Qtr 3	Qtr 4	OT 1	OT 2	OT 3	OT 4	Total
Lexington Catholic Knights	15	18	0	0	0	0	0	0	33
Paducah Tilghman Blue Tornado	11	18	0	0	0	0	0	0	29

2002 KHSAA BOYS' SWEET 16 - Play by Play Report - Period: 3 (pg 1)
Paducah Tilghman Blue Tornado vs. Lexington Catholic Knights
Date: 03/16/2002 Time: 8:00 pm Site: Rupp Arena-Lexington, KY Attendance:

Name	Action	Action	Score	Clock	Diff	Name	Action	Action
R Wagner	Leave Game			3 8:00				
F Perry	Leave Game			3 8:00				
B Hamilton	Leave Game			3 8:00				
C Clarke	Leave Game			3 8:00				
O Hill	Leave Game			3 8:00				
				3 8:00		M Marones	Leave Game	
				3 8:00		D Morton	Leave Game	
				3 8:00		D Green	Leave Game	
				3 8:00		M Balthrop	Leave Game	
				3 8:00		B Smith	Enter Game	for J Rompf
				3 8:00		W Graham	Enter game	
				3 8:00		D Green	Enter game	
				3 8:00		R Morton	Enter game	
				3 8:00		J Rompf	Enter game	
C Gibson	Enter game			3 8:00				
R Wagner	Enter game			3 8:00				
B Hamilton	Enter game			3 8:00				
C Clarke	Enter game			3 8:00				
O Hill	Enter game			3 8:00				
O Hill	Turnover	(Fumble)		3 7:50				
				3 7:35		B Smith	3Pt Attempt	D Green Off Reb
			29-35	3 7:24	-6	D Green	Layup Made	
R Wagner	Turnover	(Bad Pass)		3 7:22				
				3 7:19		D Green	Steal	
			29-38	3 7:15	-9	D Green	3Pt Made	W Graham Assist
C Gibson	FG Attempt			3 7:02		J Rompf	Def Rebound	
			29-41	3 6:57	-12	W Graham	3Pt Made	B Smith Assist
PadT	20 Sec Time Out			3 6:56				
R Wagner	Turnover			3 6:52				
PadT	Turnover			3 6:51		W Graham	Steal	
B Hamilton	Personal Foul		29-42	3 6:45	-13	R Morton	FT Made	
B Hamilton	Def Rebound			3 6:45		R Morton	FT Attempt	
B Hamilton	Turnover			3 6:40				
				3 6:40		D Green	Steal	
			29-44	3 6:38	-15	W Graham	Layup Made	
O Hill	Layup Made		31-44	3 6:26	-13			
O Hill	FT Made		32-44	3 6:26	-12	J Rompf	Personal Foul	
				3 6:15		J Rompf	FG Attempt	R Morton Off Reb
			32-47	3 6:08	-15	D Green	3Pt Made	W Graham Assist
C Gibson	FG Attempt			3 5:46		J Rompf	Def Rebound	
B Hamilton	Def Rebound			3 5:38		D Green	3Pt Attempt	
O Hill	FG Attempt	C Clarke Off Reb		3 4:52				
C Clarke	Putback Att			3 4:50		J Rompf	Def Rebound	
C Clarke	Def Rebound			3 4:45		W Graham	FG Attempt	
C Gibson	3Pt Attempt			3 4:37		J Rompf	Def Rebound	
			32-49	3 4:31	-17	D Green	Layup Made	B Smith Assist
				3 4:24		R Morton	Personal Foul	
				3 4:24		H Morton	Enter Game	for J Rompf
F Perry	Enter Game	for C Gibson		3 4:24				
F Perry	FG Attempt			3 4:09		D Green	Def Rebound	
B Hamilton	Block			3 4:02		W Graham	Layup Att	LCath Off Reb
O Hill	Personal Foul			3 3:46				
				3 3:46		R Morton	FT Attempt	LCath Deadball Reb
			32-50	3 3:46	-18	R Morton	FT Made	
				3 3:46		M Balthrop	Enter Game	for R Morton
B Hamilton	Layup Made		34-50	3 3:34	-16			
			34-52	3 3:18	-18	H Morton	FG Made	D Green Assist
B Hamilton	Personal Foul		34-53	3 3:18	-19	H Morton	FT Made	
				3 3:18		J Rompf	Enter Game	for M Balthrop
B Hamilton	3Pt Made		37-53	3 3:04	-16			
B Hamilton	Def Rebound			3 2:50		B Smith	FG Attempt	

2002 KHSAA BOYS' SWEET 16 - Play by Play Report - Period: 3 (pg 2)
Paducah Tilghman Blue Tornado vs. Lexington Catholic Knights
Date: 03/16/2002 Time: 8:00 pm Site: Rupp Arena-Lexington, KY Attendance:

Name	Action	Action	Score	Clock	Diff	Name	Action	Action
C Clarke	3Pt Attempt	B Hamilton Off Reb		3 2:37				
F Perry	3Pt Made	B Hamilton Assist	40-53	3 2:30	-13			
				3 2:28				
				3 2:21		R Morton	Enter Game	for J Rompf
			40-55	3 2:16	-15	R Morton	Layup Made	W Graham Assist
				3 2:09		H Morton	Personal Foul	
F Perry	3Pt Attempt	B Hamilton Off Reb		3 1:51				
B Hamilton	FG Made		42-55	3 1:47	-13			
				3 1:47		D Green	Personal Foul	
B Hamilton	FT Attempt			3 1:47		D Green	Def Rebound	
				3 1:39		W Graham	3Pt Attempt	W Graham Off Reb
			42-57	3 1:35	-15	W Graham	Putback Made	
O Hill	FG Attempt			3 1:21		D Green	Def Rebound	
			42-59	3 1:14	-17	W Graham	Layup Made	D Green Assist
O Hill	FG Made	F Perry Assist	44-59	3 0:58	-15			
			44-61	3 0:48	-17	R Morton	FG Made	B Smith Assist
R Wagner	3Pt Attempt			3 0:30		D Green	Def Rebound	
			44-63	3 0:25	-19	B Smith	Layup Made	
B Hamilton	FG Attempt			3 0:11		R Morton	Def Rebound	

End of Period Summary Blue Tornado 44 Knights 63

Largest Lead: Blue Tornado 34 Knights 53 (19 pts)

Lead in Period: Blue Tornado 34 Knights 53 (19 pts)

5 for 8 oppo pts

3 for 5 pts

6/17 for 35.3 %

1/2 for 50.0 %

Turnovers

2nd Chances

Field Goals

Free Throws

Lead Changes: 0 Ties: 1

Lead Changes: 0 Ties: 0 (this period)

0 for 0 oppo pts

4 for 7 pts

12/19 for 63.2 %

3/5 for 60.0 %

2002 KHSAA BOYS' SWEET 16 - Play by Play Report - Period: 4 (pg 1)
Paducah Tilghman Blue Tornado vs. Lexington Catholic Knights
Date: 03/16/2002 Time: 8:00 pm Site: Rupp Arena-Lexington, KY Attendance:

Name	Action	Action	Score	Clock	Diff	Name	Action	Action
				4 8:00		M Marones	Enter Game	for B Smith
O Hill	Layup Made	B Hamilton Assist	46-63	4 7:51	-17			
PadT	Def Rebound			4 7:32		D Green	FG Attempt	
F Perry	Turnover	(Bad Pass)		4 7:22				
B Hamilton	Personal Foul			4 6:31				
				4 6:31		B Smith	Enter Game	for W Graham
PadT	Time Out			4 6:31				
R Wagner	Leave Game			4 6:31				
C Gibson	Enter Game	for C Clarke		4 6:31				
A Cooper	Enter game			4 6:31				
			46-65	4 6:06	-19	D Green	Layup Made	B Smith Assist
				4 5:44		M Marones	Personal Foul	
				4 5:44		W Graham	Enter Game	for M Marones
O Hill	FT Attempt	PadT Deadball Reb		4 5:44				
O Hill	FT Made		47-65	4 5:44	-18			
				4 5:28		LCath	20 Sec Time Out	
			47-67	4 5:24	-20	R Morton	FG Made	D Green Assist
A Cooper	Personal Foul		47-68	4 5:24	-21	R Morton	FT Made	
				4 5:24		J Rompf	Enter Game	for R Morton
F Perry	3Pt Attempt			4 5:12		D Green	Def Rebound	
			47-70	4 5:02	-23	J Rompf	Layup Made	B Smith Assist
B Hamilton	FG Attempt			4 4:42		D Green	Def Rebound	
F Perry	Leave Game			4 4:31				
R Wagner	Enter Game	for O Hill		4 4:31				
C Clarke	Enter game			4 4:31				
B Hamilton	Def Rebound			4 4:27		H Morton	3Pt Attempt	
B Hamilton	Turnover			4 4:10				
				4 4:10		R Morton	Enter Game	for J Rompf
C Clarke	Personal Foul			4 3:57				
				4 3:57		R Morton	FT Attempt	LCath Deadball Reb
C Clarke	Def Rebound			4 3:57		R Morton	FT Attempt	
A Cooper	FG Attempt	B Hamilton Off Reb		4 3:44				
B Hamilton	3Pt Made		50-70	4 3:40	-20			
B Hamilton	Def Rebound			4 3:32		W Graham	Layup Att	
B Hamilton	3Pt Attempt			4 3:23		D Green	Def Rebound	
				4 3:04		H Morton	Turnover	
A Cooper	Steal			4 3:03				
				4 3:00				
R Wagner	Turnover	(Bad Pass)		4 2:59				
				4 2:58		LCath	Time Out	
				4 2:50		H Morton	Layup Att	R Morton Off Reb
				4 2:45		B Smith	FG Attempt	R Morton Off Reb
			50-72	4 2:42	-22	R Morton	Putback Made	
A Cooper	Turnover	(Bad Pass)		4 2:26				
				4 2:24		R Morton	Steal	
			50-74	4 2:18	-24	D Green	Layup Made	
B Hamilton	FG Attempt			4 2:11		R Morton	Def Rebound	
			50-76	4 1:39	-26	D Green	FG Made	
				4 1:38		LCath	Time Out	
				4 1:38		B Smith	Leave Game	
				4 1:38		W Graham	Leave Game	
				4 1:38		D Green	Leave Game	
				4 1:38		R Morton	Leave Game	
				4 1:38		W Lawrence	Enter Game	for H Morton
				4 1:38		T Server	Enter game	
				4 1:38		R Postel	Enter game	
				4 1:38		C Hillenmeyer	Enter game	
				4 1:38		A Cooke	Enter game	
C Gibson	Leave Game			4 1:38				
R Wagner	Leave Game			4 1:38				
B Hamilton	Leave Game			4 1:38				

2002 KHSAA BOYS' SWEET 16 - Play by Play Report - Period: 4 (pg 2)
Paducah Tilghman Blue Tornado vs. Lexington Catholic Knights
Date: 03/16/2002 Time: 8:00 pm Site: Rupp Arena-Lexington, KY Attendance:

Name	Action	Action	Score	Clock	Diff	Name	Action	Action
C Clarke	Leave Game			4 1:38				
A Davis	Enter Game	for A Cooper		4 1:38				
C Hamilton	Enter game			4 1:38				
K Bohle	Enter game			4 1:38				
M Craft	Enter game			4 1:38				
J Biles	Enter game			4 1:38				
C Hamilton	3Pt Made		53-76	4 1:24	-23			
J Biles	Def Rebound			4 1:11		T Server	FG Attempt	
A Davis	3Pt Attempt			4 1:02		C Hillenmeyer	Def Rebound	
			53-79	4 0:50	-26	R Postel	3Pt Made	T Server Assist
C Hamilton	Layup Att			4 0:37		R Postel	Def Rebound	
				4 0:23		T Server	3Pt Attempt	R Postel Off Reb
			53-81	4 0:21	-28	R Postel	Putback Made	
C Hamilton	3Pt Attempt			4 0:12		T Server	Def Rebound	
J Biles	Personal Foul		53-82	4 0:08	-29	T Server	FT Made	
			53-83	4 0:08	-30	T Server	FT Made	

End of Period Summary Blue Tornado 53 Knights 83

Largest Lead: Blue Tornado 53 Knights 83 (30 pts)

Lead in Period: Blue Tornado 53 Knights 83 (30 pts)

4 for 6 oppo pts
 1 for 3 pts
 3/11 for 27.3 %
 1/2 for 50.0 %

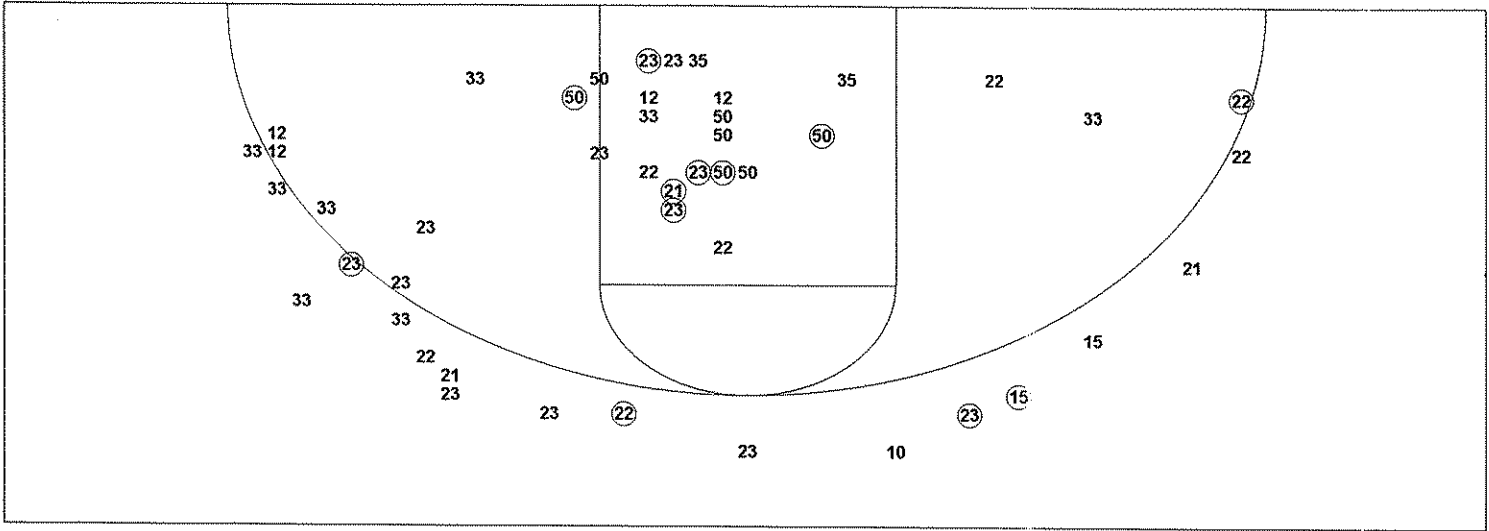
Turnovers
 2nd Chances
 Field Goals
 Free Throws

Lead Changes: 0 Ties: 1

Lead Changes: 0 Ties: 0 (this period)

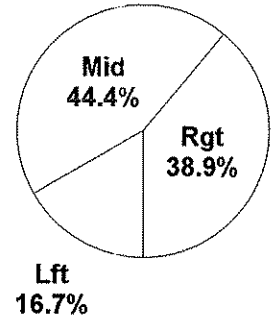

1 for 0 oppo pts
 3 for 4 pts
 8/15 for 53.3 %
 3/5 for 60.0 %

2002 KHSAA BOYS' SWEET 16 - TEAM SHOT CHART for the Paducah Tilghman Blue Tornado
Paducah Tilghman Blue Tornado vs. Lexington Catholic Knights
DATE: 03/16/2002 TIME: 8:00 pm SITE: Rupp Arena-Lexington, KY




Shot Summary M/A % PTS Scoring Distribution Scoring Locations

3Pt FG	5/21	23.8%	15
2Pt FG	13/33	39.4%	26
Layups - L	1/2	50.0%	2
Layups - R	4/4	100.0%	8
Dunks	0/0	0.0%	0
Putbacks	1/2	50.0%	2
Overall Shooting	18/54	33.3%	41
Free Throws	12/16	75.0%	12
Total Points			53



By Period	FG	FGA	FG%	3Pt	3PA	3P%	FT	FTA	FT%	PTS	ORB	DRB	TR	PF	AST	TO	BS	ST	P/S
1st Period	5	14	35.7	0	5	0.00	1	2	50.0	11	2	4	6	2	0	2	2	1	0.73
2nd Period	4	12	33.3	1	4	25.0	9	10	90.0	18	3	5	8	5	2	5	1	1	1.06
3rd Period	6	17	35.3	2	6	33.3	1	2	50.0	15	3	4	7	3	2	5	1	0	0.83
4th Period	3	11	27.3	2	6	33.3	1	2	50.0	9	1	5	6	4	1	4	0	1	0.75
Game	18	54	33.3	5	21	23.8	12	16	75.0	53	9	18	27	14	5	16	4	3	0.85

Scoring Breakdown



Scoring Range

