

# Kentucky High School Athletic Association

To: Superintendent, Principal, and Athletic Director \_\_\_\_\_

From: Louis Stout, Commissioner  
Brigid L. DeVries, Executive Assistant Commissioner



Date: June 5, 2001

Subject: Review of 2000-2001 Title IX Forms

Enclosed please find a copy of a review of the 2000-2001 Title IX Forms, submitted by your school. A copy of this information must be included in your permanent Title IX file at your school. In addition, you may find an attachment with corrected copies of the forms submitted by your school personnel. Please review this information so the forms can be completed accurately in the future.

Also, KHSAA Audit Staff may have requested a re-submission of some of the 2000-2001 Title IX forms or need additional information on your athletic programs. Please submit this information by the date requested if this is applicable.

Remember your permanent Title IX file at the school must be kept current with information pertaining to your athletics program. Copies of all KHSAA required documents should be part of this file and are subject to Open Records requests.

Should you need any further information, please do not hesitate to call anytime.

Memo

To: KHSAA Member School Superintendents, Principals, and Athletic Directors

From: Louis Stout, Commissioner  
Brigid L. Devries, Executive Assistant Commissioner

Date: May 31, 2001

RE: 2001 Title IX Forms Submission

School Elliott Co Reviewed By Danny C. Reeves

The following is a status report regarding the required 2000 - 2001 Title IX submission of forms due in to the KHSAA office by April 15, 2001. Appropriate audit personnel have reviewed these forms and the following is a summary of this review.

I. Checklist of Forms properly submitted in a satisfactory manner:

- |  |  |
|--|--|
| <input checked="" type="checkbox"/> <input type="checkbox"/> GE 19 (Annual Verification)   | <input checked="" type="checkbox"/> <input type="checkbox"/> T-4 (Summary Program Chart 4) |
| <input checked="" type="checkbox"/> <input type="checkbox"/> T-1 (Summary Program Chart 1) | <input checked="" type="checkbox"/> T-41 (Checklist - Overall Interscholastic Program)     |
| <input checked="" type="checkbox"/> T-2 (Summary Program Chart 2)                          | <input checked="" type="checkbox"/> T-60 (Corrective Action Plan)                          |
| <input checked="" type="checkbox"/> T-3 (Summary Program Chart 3)                          | <input checked="" type="checkbox"/> T-63 (Interscholastic Survey Results)                  |

II. Status

A.  2000 - 2001 Forms are satisfactory and no further information or action is necessary at this time.

B.  Errors have been noted with respect to the following forms and corrected copies are being returned to you for placement in your Title IX file to ensure proper submission in the future.

Forms T-1, T-4, Please place the corrected copies in your permanent Title IX file. No further action necessary on these.

C.  The following forms were omitted and must be submitted by school representatives.

Form GE-19 (Signatures). Please resubmit by

D.  Other Recommendation and Comments:

(T-60) Corrective Action Plan fails to address deficiencies noted on T-41 -  
T-41 should be revised to address these matters on or before June 20, 2001  
and submitted to the KHSAA office by this date.



**ACCOMMODATION OF INTERESTS AND ABILITIES**  
**SUMMARY PROGRAM CHART 4**

**Levels of Competition Test One**

Team Levels	GIRLS	BOYS
Total Number of Athletics Participants in All Levels	<del>36</del> 55	<del>31</del> 57
1. Number of Varsity Teams Offered	2	2
2. Number of Participants on all Varsity Teams	28	32
3. Percentage of Total Varsity Participants By Sex	<del>17%</del> 50.9%	<del>86%</del> 56.1%
4. Number of Junior Varsity Teams Offered	2	1
5. Number of Participants on all Junior Varsity Teams	27	15
6. Percentage of Total Junior Varsity Participants By Sex	<del>75%</del> 49.1%	<del>40%</del> 26.3%
7. Number of Freshman Teams Offered	0	1
8. Numbers of Participants on all Freshman Teams	0	10
9. Percentage of Total Freshman Participants By Sex	0	<del>27%</del> 17.5%

- 1) Determine the number of teams at the varsity, junior varsity, and freshman levels for boys and girls. (#1, 4, 7)
- 2) Determine the total number of participants for boys and girls at each competitive level. (#2, 5, 8)
- 3) Calculate the percentage of female and male participants at each level. (3, 6, 9)  
 Example: Take the total number of female participants from the Summary Program Chart 1 (Form T-1) and divide it into the number of total participants for each varsity, junior varsity and freshman level. Perform the same calculation for male participants. For example, if there are a total of 300 female participants, and 180 girls are on varsity teams, 80 girls on junior varsity teams, and 40 girls on freshman teams, then 60% of girls' participation opportunities are at the varsity level (180 divided by 300), 27% are at the junior varsity level (80 divided by 300), and 13% are at the freshman level (40 divided by 300). If there are a total of 400 male participants, and 250 participate at the varsity level, 100 boys participate on junior varsity teams, and 50 boys participate on freshman teams, then 63% of boys participate at the varsity level (250 divided by 400), 25% compete at the junior varsity level (100 divided by 400), and 13% compete at the freshman level (50 divided by 400).

Note: The total number of male/female participants should be the same as Column 4 on Summary Program Chart 1 on Form T-1.

Signature:  Date: 4-10-01

APR 11 2001



**KENTUCKY HIGH SCHOOL ATHLETIC ASSOCIATION  
ANNUAL VERIFICATION OF TITLE IX PROCEDURES  
(To be submitted by April 15, 2001 along with other required forms)**

The ELLIOTT CO HIGH SCHOOL High School, SANDY HOOK, Kentucky  
(Name of High School) (City)

certifies to the Kentucky High School Athletic Association that the following is an accurate and true representation of the facts surrounding compliance with Title 20, U.S.C. Titles 1681-1688, et. Seq. (also known as Title IX)

**I certify the following provisions in accordance with records at the school contained in the permanent Title IX file, and to the best of my knowledge have completed the following tasks. (All boxes must be checked)**

Established a gender equity committee at the high school. (list committee personnel provide attachment if necessary)

Name	Address	Phone	Title
Larry S. Salyer	Flat Gap, KY	(606) 738-8052	Principal
Monica Adkins	Sandy Hook, KY	(606) 738-8052	Softball\Basketball Coach
Rick Mays	Sandy Hook, KY	(606) 738-8052	Basketball Coach
Kevin Griffith	Sandy Hook KY	(607) 738-8052	Baseball Coach
Debbie Stephens	Sandy Hook KY	(606) 738-8052	Softball\Basketball Coach
Beverly Adkins	Sandy Hook KY	(606) 738-8052	Parent

Scheduled a minimum of three meetings during the 2000-2001 school year on the following dates:  
9-19-00  
4-4-01  
5-22-01

Designated the following person as the Title IX coordinator for the school:

<u>Larry S. Salyer</u>	Principal	PO BOX 687 Sandy Hook KY 41171	(606) 738-8052
Name	Title	Address	Phone

School personnel is continuing to make periodic reviews of the boys and girls athletics program reflected in the Corrective Action Plan.

In addition to the above information, the above referenced school maintains a complete permanent file relative to Title IX records including copies of the self-assessment audit, all corrective action plans, and other related materials.

	<u>Principal</u>	<u>4-9</u> , 20 <u>01</u>
(School Authorized Signature)	Position (Principal, Designated Rep)	(Date)

_____	_____
(Superintendent Signature)	(School Board Chairperson)




**ACCOMMODATION OF INTERESTS AND ABILITIES**  
**SUMMARY PROGRAM CHART 2**

**Participation Opportunities Test Two**

Program	Number of Teams Currently Offered (1)	Number of Teams Added in Last Five Years (2)	Number of Participants Added in Last Five Years (3)	Percent of Total Participation By Sex (4)
GIRLS	varsity: 2	0	0	0
	j.v.: 2	0	0	0
	frosh: 0	0	0	0
	other:	0	0	0
	total: 4	0	0	0
BOYS	varsity: 2	0	0	0
	j.v.: 1	0	0	0
	frosh: 1	0	0	0
	other:	0	0	0
	total: 4	0	0	0

- 1) Calculate the number of interscholastic teams offered for girls at each competitive level (for example, varsity, junior varsity, and freshman levels).
- 2) Calculate the number of interscholastic teams that have been added in the last five years at each competitive level.
- 3) Determine the total number of participants that are currently on the teams that were added in the last five years.
- 4) Calculate the percentage of participants that have been added in the last five years. For example, if girls' varsity soccer (22 participants), junior varsity soccer (18 participants), junior varsity golf (8 participants), and freshman softball (15 participants) have been added in the last five years, then 63 participation opportunities have been added for girls. If the total number of female participants in the program is 300 (taken from Form T-1, Column 4), then 21% of the current opportunities (63 of 300) have been added in the last five years.

Note: If the percentage of current female participants added in the last five years is 25% or greater, compliance with test two may be possible. If less than 25%, then compliance with test three should be analyzed. **CAUTION:** 25% is not a formal compliance standard.

Signature:  Date: 4-9-01

**ACCOMMODATION OF INTERESTS AND ABILITIES**

**SUMMARY PROGRAM CHART 3**

**Participation Opportunities Test Three**

If girls are underrepresented in the interscholastic athletics program, answer the following questions for girls only. If boys are underrepresented in the interscholastic athletics program, answer the following questions for boys only.	GIRLS		BOYS
1. Is there an intramural team offered in a sport not now available in the interscholastic athletics program? (YES or NO)	no		No
2. For a sport <u>not</u> currently offered, is there sufficient interest to form a viable interscholastic team based on participation on an intramural team or community recreation teams? (YES or NO)	No		no
3. For a sport currently offered, is there enough interest to form a viable team for a junior varsity, freshman, or other interscholastic level that is not currently offered? (YES or NO)	No		No
4. If you answered yes to question one, two, <u>or</u> three, are there enough other high schools in your school's normal competitive region offering the sport and competitive level of sport to constitute enough competition for a reasonable competitive schedule? (YES or NO)			

Signature:  Date: 4-9-01




**ACCOMMODATION OF INTERESTS AND ABILITIES**  
**SUMMARY PROGRAM CHART 4**

**Levels of Competition Test One**

Team Levels	GIRLS	BOYS
Total Number of Athletics Participants in All Levels	36	37
1. Number of Varsity Teams Offered	2	2
2. Number of Participants on all Varsity Teams	28	32
3. Percentage of Total Varsity Participants By Sex	77%	86%
4. Number of Junior Varsity Teams Offered	2	1
5. Number of Participants on all Junior Varsity Teams	27	15
6. Percentage of Total Junior Varsity Participants By Sex	75%	40%
7. Number of Freshman Teams Offered	0	1
8. Numbers of Participants on all Freshman Teams	0	10
9. Percentage of Total Freshman Participants By Sex	0	27%

- 1) Determine the number of teams at the varsity, junior varsity, and freshman levels for boys and girls. (#1, 4, 7)
- 2) Determine the total number of participants for boys and girls at each competitive level. (#2, 5, 8)
- 3) Calculate the percentage of female and male participants at each level. (3, 6, 9)  
 Example: Take the total number of female participants from the Summary Program Chart 1 (Form T-1) and divide it into the number of total participants for each varsity, junior varsity and freshman level. Perform the same calculation for male participants. For example, if there are a total of 300 female participants, and 180 girls are on varsity teams, 80 girls on junior varsity teams, and 40 girls on freshman teams, then 60% of girls' participation opportunities are at the varsity level (180 divided by 300), 27% are at the junior varsity level (80 divided by 300), and 13% are at the freshman level (40 divided by 300). If there are a total of 400 male participants, and 250 participate at the varsity level, 100 boys participate on junior varsity teams, and 50 boys participate on freshman teams, then 63% of boys participate at the varsity level (250 divided by 400), 25% compete at the junior varsity level (100 divided by 400), and 13% compete at the freshman level (50 divided by 400).

Note: The total number of male/female participants should be the same as Column 4 on Summary Program Chart 1 on Form T-1.

Signature:  Date: 4-10-01

**2000-2001 KHSAA TITLE IX ATHLETICS AUDIT**

**Checklist - Overall Interscholastic Athletics Program**

Areas of Compliance	ADVANTAGE TO		
	GIRLS' PROGRAM	BOYS' PROGRAM	NEITHER PROGRAM (Compliance)
<b>EQUIPMENT AND SUPPLIES</b>			X
<b>SCHEDULING OF GAMES AND PRACTICE TIME</b>			X
<b>TRAVEL AND PER DIEM ALLOWANCES</b>			X
<b>COACHING</b>		X	
<b>LOCKER ROOMS, PRACTICE AND COMPETITIVE FACILITIES</b>		X	
<b>MEDICAL AND TRAINING FACILITIES AND SERVICES</b>			X
<b>PUBLICITY</b>			X
<b>SUPPORT SERVICES</b>			X
<b>ATHLETIC SCHOLARSHIPS**</b>			
<b>TUTORING**</b>			
<b>HOUSING AND DINING FACILITIES AND SERVICES**</b>			
<b>RECRUITMENT OF STUDENT ATHLETES**</b>			

\*\* Athletic scholarships, tutoring specifically for athletes, housing and dining facilities and services, and recruitment of student athletes are usually not relevant at the high school level.

Signature:  Date: 4-9-01

School Year: 2000\2001  
 Signature: [Signature]  
 Date: 4-9-01

**TITLE IX  
 CORRECTIVE ACTION PLAN**

To utilize this form indicate the intended area which needs corrective action and the suggested change time table for implementation. You may copy this form as needed. Please attach corrective action plans along with audit forms and submit by April 15, 2001.

ITEM FOR CORRECTION	SUGGESTED CHANGE	TIME TABLE FOR CORRECTIVE ACTION
Softball lights	Add lights on softball field	Summer 2001
Girls cheerleaders	Cheerleaders at girls games	2001/2002 school year
Girls feeder program	Begin feeder program for girls	As soon as time permits

## INTERSCHOLASTIC ATHLETICS SURVEY Summary Of Student Responses

**Instructions:**

1. Summarize the Student Athletics Interest Surveys by listing the total number of responses on the line next to each sport.
2. Under the other category please provide a listing of the sports as well as the number of students who are interested in participating.
3. Please sign and date the Summary Form (T-63) and mail the Summary Form only to the KHSAA by April 15, 2001. Do not mail the original.

Date: 4-10-01  
Completed By: Larry E. Salyer

**Fall Sports (List Total Number of Participation Responses)**

39 Football  
42 Girls' Volleyball  
1 Boys' Volleyball  
5 Boys' Cross-Country  
9 Girls' Cross-Country  
2 Girls' Field Hockey  
16 Boys' Golf  
5 Girls' Golf  
10 Boys' Soccer  
22 Girls' Soccer

**Winter Sport (List Total Number of Responses)**

29 Boys' Basketball  
24 Girls' Basketball  
12 Boys' Swimming & Diving  
38 Girls' Swimming & Diving  
24 Boys' Wrestling  
30 Girls' Gymnastics  
21 Boys' Indoor Track  
21 Girls' Indoor Track

**Spring Sport (List Total Number of Responses)**

7 Boys' Track  
23 Girls' Track  
33 Girls' Tennis  
4 Boys' Tennis  
17 Girls' Slow Pitch Softball  
9 Girls' Fast Pitch Softball

Other Sports (From Survey Question 10)

Name of Sport	Number of Students Interested In Participating
_____	_____
_____	_____
_____	_____
_____	_____
_____	_____
_____	_____
_____	_____
_____	_____

Number of Students who participate in Intramural Sports. (From Survey Question 5)

Sport	Number
Basketball	8
Baseball	4
Kickball	1
Football	3
_____	_____
_____	_____

List Intramural Sports students are interested in adding: (From Survey Question 6)

Sport	Number
Wrestling	3
Volleyball	8
golf	7
Golfer	6
_____	_____
_____	_____

Participation in Non-School Sports Activities (From Survey Question 7)

Sport	Number
Volleyball	2
Football	13
golf	2
Softball	4
Gymnastics	5
Tennis	1

Reasons for not participating in interscholastic athletics. (From Survey Question 8)

Response	Number
<u>7</u> I prefer other activities such as band, chorus, etc.	
<u>16</u> I don't have time	
<u>5</u> The practice schedules and game times are inconvenient	
<u>25</u> The sport I like isn't offered	
<u>1</u> It's too expensive	
<u>1</u> I prefer to participate in club or intramural sports	
<u>3</u> Working	
<u>13</u> Other	

Student Suggestions to encourage participation

---

---


---

---

---

---

---

  
Signature

4-10-01  
Date

# Kentucky High School Athletic Association

KHSAA Form No. T66  
6/20/01

## RESUBMITTAL INFORMATION

Memo

To: KHSAA Member School Superintendents, Principals and Athletic Directors

From: Louis Stout, Commissioner  
Brigid L. DeVries, Executive Assistant Commissioner

Date: June 25, 2001

Re: Title IX Information

Request for Supplemental Information:

School: Elliott Co. H.S. Audit Date: N/A

Reason For Request:

The school has failed to properly address the deficiencies previously noted with respect to lockers, rooms, practice and competitive facilities. Instead, it changes its evaluation from deficient to compliant.

Accordingly, the school shall be given until July 20, 2001 to submit a full and complete response to the request of June 5, 2001.

(The school's response concerning coaching is also questionable).

Deadline for Submission: AUG. 10, 2001.