



Kentucky High School Athletic Association

To: Superintendent, Principal, and Athletic Director

From: Louis Stout, Commissioner 
Brigid L. DeVries, Executive Assistant Commissioner 

Date: May 23, 2001

Subject: Review of 2000-2001 Title IX Forms

Enclosed please find a copy of a review of the 2000-2001 Title IX Forms, submitted by your school. A copy of this information must be included in your permanent Title IX file at your school. In addition, you may find an attachment with corrected copies of the forms submitted by your school personnel. Please review this information so the forms can be completed accurately in the future.

Also, KHSAA Audit Staff may have requested a re-submission of some of the 2000-2001 Title IX forms or need additional information on your athletic programs. Please submit this information by the date requested if this is applicable.

Remember your permanent Title IX file at the school must be kept current with information pertaining to your athletics program. Copies of all KHSAA required documents should be part of this file and are subject to Open Records requests.

Should you need any further information, please do not hesitate to call anytime.

Memo

To: KHSAA Member School Superintendents, Principals, and Athletic Directors

From: Louis Stout, Commissioner *LS*
Brigid L. Devries, Executive Assistant Commissioner *B.L.D.*

Date: May __, 2001

RE: 2001 Title IX Forms Submission

School Pikeville Reviewed By GARY W. LAWSON (502) 875-3817

The following is a status report regarding the required 2000 - 2001 Title IX submission of forms due in to the KHSAA office by April 15, 2001. Appropriate audit personnel have reviewed these forms and the following is a summary of this review.

I. Checklist of Forms properly submitted in a satisfactory manner:

- | | |
|---|--|
| <input checked="" type="checkbox"/> GE 19 (Annual Verification) | <input checked="" type="checkbox"/> T-4 (Summary Program Chart 4) |
| <input checked="" type="checkbox"/> T-1 (Summary Program Chart 1) | <input checked="" type="checkbox"/> T-41 (Checklist - Overall Interscholastic Program) |
| <input checked="" type="checkbox"/> T-2 (Summary Program Chart 2) | <input checked="" type="checkbox"/> T-60 (Corrective Action Plan) |
| <input checked="" type="checkbox"/> T-3 (Summary Program Chart 3) | <input checked="" type="checkbox"/> T-63 (Interscholastic Survey Results) |

II. Status

A. 2000 - 2001 Forms are satisfactory and no further information or action is necessary at this time.

B. Errors have been noted with respect to the following forms and corrected copies are being returned to you for placement in your Title IX file to ensure proper submission in the future.

(1) Errors in the T-2 form have been corrected on attachment. Please place corrected information in your Title IX file.

C. The following forms were omitted and must be submitted by school representatives.

D. Other Recommendation and Comments:

(1) GE-19 form - no list of gender equity committee members (no attachment found). - Please correct in your Title IX file.

(2) The total number of participants listed on the T-4 form does not match the number listed on the T-1 form. Please correct the form which is in error and place corrected information in your Title IX file.

(3) On the T-41 form only one column is to be checked (✓). Please place corrected form in your Title IX file.

(4) On T-60 form (corrective action) - need to be more specific about addition of girls sport (i.e. - what sport?). This should be based on your survey of students and T-3 information. Please place corrected information in your Title IX file.



KENTUCKY HIGH SCHOOL ATHLETIC ASSOCIATION ANNUAL VERIFICATION OF TITLE IX PROCEDURES (To be submitted by April 15, 2001 along with other required forms)

The Pikeville High School, Pikeville, Kentucky
(Name of High School) (City)

certifies to the Kentucky High School Athletic Association that the following is an accurate and true representation of the facts surrounding compliance with Title 20, U.S.C. Titles 1681-1688, et. Seq. (also known as Title IX)

I certify the following provisions in accordance with records at the school contained in the permanent Title IX file, and to the best of my knowledge have completed the following tasks. (All boxes must be checked)

- Established a gender equity committee at the high school. (list committee personnel provide attachment if necessary)

Name	Address	Phone	Title
<u>Athletic Committee / See Attachment</u>			

- Scheduled a minimum of three meetings during the 2000-2001 school year on the following dates:
Fall - Winter - Summer Dates vary according to calendar/events
etc.

- Designated the following person as the Title IX coordinator for the school:

Ken Trivette A.D. 1106 Griffin Gate Drive 859-254-9078
Name Title Address ex. Ky. Phone

- School personnel is continuing to make periodic reviews of the boys and girls athletics program reflected in the Corrective Action Plan.

- In addition to the above information, the above referenced school maintains a complete permanent file relative to Title IX records including copies of the self-assessment audit, all corrective action plans, and other related materials.

<u>Ken Smith</u> (School Authorized Signature)	<u>Michael Howard</u> Position (Principal, Designated Rep)	<u>3/29</u> , <u>2001</u> (Date)
<u>Howard W. Wall Jr.</u> (Superintendent Signature)	<u>Tom E. Hartman</u> (School Board Chairperson)	

(Send original copy to KHSAA - Maintain duplicate in Title IX school folder)

**ACCOMMODATION OF INTERESTS AND ABILITIES
SUMMARY PROGRAM CHART 2**

Participation Opportunities Test Two

Program	Number of Teams Currently Offered (1)	Number of Teams Added in Last Five Years (2)	Number of Participants Added in Last Five Years (3)	Percent of Total Participation By Sex (4)
GIRLS	varsity:	6	1	10-20 \rightarrow $\textcircled{9\%}$ 14 $\% \cdot (20 \div 14)$
	j.v.:	4	1	10-10 \rightarrow 7 $\% \cdot (10 \div 14)$
	frosh:	1		—
	other:	—		—
	total:	11		30
BOYS	varsity:	7		0
	j.v.:	4		0
	frosh:	1		0
	other:	—		—
	total:	12		0

Calculate the number of interscholastic teams offered for girls at each competitive level (for example, varsity, junior varsity, and freshman levels).

Calculate the number of interscholastic teams that have been added in the last five years at each competitive level.

Determine the total number of participants that are currently on the teams that were added in the last five years.

Calculate the percentage of participants that have been added in the last five years. For example, if girls' varsity soccer (22 participants), junior varsity soccer (18 participants), junior varsity golf (8 participants), and freshman softball (15 participants) have been added in the last five years, then 63 participation opportunities have been added for girls. If the total number of female participants in the program is 300, taken from form T-1, column 4 then 21% of the current opportunities (63 of 300) have been added in the last five years. Note: The total number of male/female participants should be the same as item 4 on Summary Program Chart 1 on form T-1.

Note: If the percentage of current female participants added in the last five years is 25% or greater, compliance with test two may be possible. If less than 25%, then compliance with test three should be analyzed. CAUTION: 25% is not a minimal compliance standard. The count shall be taken on the first day of competition for students that are officially members of the team.

Signature: *Ker [Signature]* Date: 3/29/11

**ACCOMMODATION OF INTERESTS AND ABILITIES
SUMMARY PROGRAM CHART 4**

Levels of Competition Test One

Team Levels		
Total Number of Athletics Participants in All Levels	GIRLS	BOYS
1. Number of Varsity Teams Offered	6	7
2. Number of Participants on all Varsity Teams	142	207
3. Percentage of Total Varsity Participants By Sex	41	59
4. Total Number of Male Participants At All Levels	207	207
5. Number of Junior Varsity Teams Offered	4	4
6. Number of Participants on all Junior Varsity Teams	42	60
7. Percentage of Total Junior Varsity Participants By Sex	42	58
8. Number of Freshman Teams Offered	1	1
9. Numbers of Participants on all Freshman Teams	20	10
10. Percentage of Total Freshman Participants By Sex	50%	50%

1) Determine the number of teams at the varsity, junior varsity, and freshman levels for boys and girls. (#1, 5, 8)

2) Determine the total number of participants for boys and girls at each competitive level. (#2, 6, 9)

3) Calculate the percentage of female and male participants at each level. (3, 6, 9)
 Example: Take the total number of female participants from the Summary Program Chart 1 (form T-1) and divide it into the number of total participants for each level, varsity, junior varsity and freshman levels. Perform the same calculation for male participants. For example, if there are a total of 300 female participants, and 180 girls are on varsity teams, 80 girls on junior varsity teams, and 40 girls on freshman teams, then 60% of girls' participation opportunities are at the varsity level (180 divided by 300), 27% are at the junior varsity level (80 divided by 300), and 13% are at the freshman level (40 divided by 300). If there are a total of 400 male participants, and 250 participate at the varsity level, 100 boys participate on junior varsity teams, and 50 boys participate on freshman teams, then 63% of boys participate at the varsity level (250 divided by 400), 25% compete at the junior varsity level (100 divided by 400), and 13% compete at the freshman level (50 divided by 400).

204 *217*
 Total number of participants on this document should equal the number submitted on T-1.


Signature: *[Signature]* Date: 3/29/01

2000-2001 KHSAA TITLE IX ATHLETICS AUDIT

Checklist - Overall Interscholastic Athletics Program

Areas of Compliance	ADVANTAGE TO		
	GIRLS' PROGRAM	BOYS' PROGRAM	NEITHER PROGRAM (Compliance)
Opportunities	6	7	Boys
Equipment and Supplies	Equal	Equal	C
Scheduling of Games and Practice Time	Equal	"	C
Travel and Per Diem Allowances	Equal	Equal	C
Coaching	"	"	C
Locker Rooms, Practice and Competitive Facilities	—	Football 4R	Boys FB
Medical and Training Facilities and Services	Equal	Equal	C
Publicity	"	"	C
Support Services	"	"	C
Athletic Scholarships**	N/A		
Tutoring**	N/A		
Housing and Dining Facilities and Services**	N/A		
Recruitment of Student Athletes**	N/A		

** Athletic scholarships, tutoring specifically for athletes, housing and dining facilities and services, and recruitment of student athletes are usually not relevant at the high school level.

Signature:  Date: 3/29/01

School Year: 2000-2001
 Signature: [Signature]
 Date: 3/29/01

**TITLE IX
CORRECTIVE ACTION PLAN**

To utilize this form indicate the intended area which needs corrective action and the suggested change time table for implementation. You may copy this form as needed. Please attach corrective action plans along with audit forms and submit by April 15, 2001.

ITEM FOR CORRECTION	SUGGESTED CHANGE	TIME TABLE FOR CORRECTIVE ACTION
1) Percentage of Participation Equalized 2) Locker Room For Girls Sport To Correspond To Football f/r	ADD CHANGE <u>Add Girls Sport</u> Create 4/R For Girls V/B SB	1-2 yrs. 1-2 yrs

PIKEVILLE

**KENTUCKY HIGH SCHOOL
ATHLETIC ASSOCIATION**

TITLE IX

**MEMBER SCHOOLS
2000-2001 ANNUAL REPORT
FORMS**

APR 09 2001

**Submitted to KHSAA
By April 15, 2001**



**KENTUCKY HIGH SCHOOL ATHLETIC ASSOCIATION
ANNUAL VERIFICATION OF TITLE IX PROCEDURES
(To be submitted by April 15, 2001 along with other required forms)**

The Pikeville High School, Pikeville, Kentucky
(Name of High School) (City)

certifies to the Kentucky High School Athletic Association that the following is an accurate and true representation of the facts surrounding compliance with Title 20, U.S.C. Titles 1681-1688, et. Seq. (also known as Title IX)

I certify the following provisions in accordance with records at the school contained in the permanent Title IX file, and to the best of my knowledge have completed the following tasks. (All boxes must be checked)

- Established a gender equity committee at the high school. (list committee personnel provide attachment if necessary)

Name	Address	Phone	Title
<u>Athletic Committee / See Attachment</u>			

- Scheduled a minimum of three meetings during the 2000-2001 school year on the following dates:
Fall - Winter - Summer Dates vary according to calendar/events
etc.

- Designated the following person as the Title IX coordinator for the school:

Ken Trivette A.D. 1106 Griffin Gate Drive 859-254-9078
Name Title Address ex. No. Phone

- School personnel is continuing to make periodic reviews of the boys and girls athletics program reflected in the Corrective Action Plan.

- In addition to the above information, the above referenced school maintains a complete permanent file relative to Title IX records including copies of the self-assessment audit, all corrective action plans, and other related materials.

Ken Trivette (School Authorized Signature) Michael Howard Position (Principal, Designated Rep) 3/29, 2001 (Date)
Howard W. Wolf Jr. (Superintendent Signature) Tom E. Hartman (School Board Chairperson)

ACCOMMODATION OF INTERESTS AND ABILITIES

SUMMARY PROGRAM CHART 1

Participation Opportunities Test One

Program	Enrollment (1)	Percentage of Total Enrollment (3)	Number of Interscholastic Participants (double and triple count) (4)	Percent of Total Participation (5)
GIRLS	203 177	47%	142	41
BOYS	203	53%	207	59
Totals (2)		100%	100%	100%

Instructions:

- 1) Determine the total number of girls enrolled.
Determine the total number of boys enrolled.
- 2) Add the total number of girls and boys enrolled to determine total enrollment.
- 3) Calculate the percentage of total enrollment that is female. Calculate the percentage of total enrollment that is male.
- 4) Ask the head coaches to review the most updated eligibility or squad lists for their teams. Ask coaches to confirm the names of those individuals who are on the team as of the first date of competition, and cross out the names of those who were cut from the team or quit the team prior to the first competitive event. Determine the total number of interscholastic athletics participants that are girls. In order to determine the total number of athletics participants an individual should be counted each time he or she participates on a team. For example, if Jane Doe competes on the varsity volleyball team, the junior varsity volleyball team, the junior varsity basketball team, and the varsity softball team, she should be counted as four participants (do not include club or intramural sports participants or cheerleaders). Calculate the same way for boys and girls.
- 5) Calculate the percentage of female participation (column 1) based on information from (column 4).

Calculate the percentage of male enrollment (column 1) based on information from (column 4).

Note: While being within three percent is not a formal compliance standard; if the percent listed in column 5 is within 3% of column 3 then it provides a good target within which compliance is likely.

Signature:  Date: 3/29/01

ACCOMMODATION OF INTERESTS AND ABILITIES
SUMMARY PROGRAM CHART 2

Participation Opportunities Test Two

Program	Number of Teams Currently Offered (1)	Number of Teams Added in Last Five Years (2)	Number of Participants Added in Last Five Years (3)	Percent of Total Participation By Sex (4)	
GIRLS	varsity:	6	1	22 - 20 >	9%
	j.v.:	4	1	10 - 10	
	frosh:	1		-	
	other:	-		-	
	total:	11		30	9%
BOYS	varsity:	7		0	
	j.v.:	4		0	
	frosh:	1		0	
	other:	-		-	
	total:	12		0	

- 1) Calculate the number of interscholastic teams offered for girls at each competitive level (for example, varsity, junior varsity, and freshman levels).
- 2) Calculate the number of interscholastic teams that have been added in the last five years at each competitive level.
- 3) Determine the total number of participants that are currently on the teams that were added in the last five years.
- 4) Calculate the percentage of participants that have been added in the last five years. For example, if girls' varsity soccer (22 participants), junior varsity soccer (18 participants), junior varsity golf (8 participants), and freshman softball (15 participants) have been added in the last five years, then 63 participation opportunities have been added for girls. If the total number of female participants in the program is 300, taken from form T-1, column 4 then 21% of the current opportunities (63 of 300) have been added in the last five years. Note: The total number of male/female participants should be the same as item 4 on Summary Program Chart 1 on form T-1.

Note: If the percentage of current female participants added in the last five years is 25% or greater, compliance with test two may be possible. If less than 25%, then compliance with test three should be analyzed. CAUTION: 25% is not a formal compliance standard. The count shall be taken on the first day of competition for students that are officially members of the team.

Signature:  Date: 3/29/11

ACCOMMODATION OF INTERESTS AND ABILITIES

SUMMARY PROGRAM CHART 3

Participation Opportunities Test Three

If girls are underrepresented in the interscholastic athletics program, answer the following questions for girls only. If boys are underrepresented in the interscholastic athletics program, answer the following questions for boys only.	GIRLS		BOYS
1. Is there an intramural team offered in a sport not now available in the interscholastic athletics program? <u>(YES)</u> or NO	Powder - Puff Football		
2. For a sport <u>not</u> currently offered, is there sufficient interest to form a viable interscholastic team based on participation on an intramural team or community recreation teams? <u>(YES)</u> or NO	Girls Soccer		
3. For a sport currently offered, is there enough interest to form a viable team for a junior varsity, freshman, or other interscholastic level that is not currently offered? (YES or <u>NO</u>)			
4. If you answered yes to question one, two, or three, are there enough other high schools in your school's normal competitive region offering the sport and competitive level of sport to constitute enough competition for a reasonable competitive schedule? (YES or <u>NO</u>)	not at this time.		

Signature: *Ken Turek* Date: 3/27/01

ACCOMMODATION OF INTERESTS AND ABILITIES
SUMMARY PROGRAM CHART 4

Levels of Competition Test One

Team Levels		
Total Number of Athletics Participants in All Levels	GIRLS	BOYS
1. Number of Varsity Teams Offered	6	7
2. Number of Participants on all Varsity Teams	142	207
3. Percentage of Total Varsity Participants By Sex	41	59
4. Total Number of Male Participants At All Levels	207	207
5. Number of Junior Varsity Teams Offered	4	4
6. Number of Participants on all Junior Varsity Teams	42	60
7. Percentage of Total Junior Varsity Participants By Sex	42	58
8. Number of Freshman Teams Offered	1	1
9. Numbers of Participants on all Freshman Teams	20	10
10. Percentage of Total Freshman Participants By Sex	50%	50%

- 1) Determine the number of teams at the varsity, junior varsity, and freshman levels for boys and girls. (#1, 5, 8)
- 2) Determine the total number of participants for boys and girls at each competitive level. (#2, 6, 9)
- 3) Calculate the percentage of female and male participants at each level. (3, 6, 9)
Example: Take the total number of female participants from the Summary Program Chart 1 (form T-1) and divide it into the number of total participants for each level, varsity, junior varsity and freshman levels. Perform the same calculation for male participants. For example, if there are a total of 300 female participants, and 180 girls are on varsity teams, 80 girls on junior varsity teams, and 40 girls on freshman teams, then 60% of girls' participation opportunities are at the varsity level (180 divided by 300), 27% are at the junior varsity level (80 divided by 300), and 13% are at the freshman level (40 divided by 300). If there are a total of 400 male participants, and 250 participate at the varsity level, 100 boys participate on junior varsity teams, and 50 boys participate on freshman teams, then 63% of boys participate at the varsity level (250 divided by 400), 25% compete at the junior varsity level (100 divided by 400), and 13% compete at the freshman level (50 divided by 400).

Signature:  Date: 3/29/01

2000-2001 KHSAA TITLE IX ATHLETICS AUDIT

Checklist - Overall Interscholastic Athletics Program

Areas of Compliance	ADVANTAGE TO		
	GIRLS' PROGRAM	BOYS' PROGRAM	NEITHER PROGRAM (Compliance)
Opportunities	6	7	Boys
Equipment and Supplies	Equal	Equal	C
Scheduling of Games and Practice Time	Equal	"	C
Travel and Per Diem Allowances	Equal	Equal	C
Coaching	"	"	C
Locker Rooms, Practice and Competitive Facilities	—	Football 4R	Boys FB
Medical and Training Facilities and Services	Equal	Equal	C
Publicity	"	"	C
Support Services	"	"	C
Athletic Scholarships**	N/A		
Tutoring**	N/A		
Housing and Dining Facilities and Services**	N/A		
Recruitment of Student Athletes**	N/A		

** Athletic scholarships, tutoring specifically for athletes, housing and dining facilities and services, and recruitment of student athletes are usually not relevant at the high school level.

Signature:  Date: 3/29/01

School Year: 2000-2001
 Signature: [Signature]
 Date: 3/29/01

**TITLE IX
CORRECTIVE ACTION PLAN**

To utilize this form indicate the intended area which needs corrective action and the suggested change time table for implementation. You may copy this form as needed. Please attach corrective action plans along with audit forms and submit by April 15, 2001.

ITEM FOR CORRECTION	SUGGESTED CHANGE	TIME TABLE FOR CORRECTIVE ACTION
1) Restripe of Participation Equalized	Add Girls Sport	1-2 yrs.
2) Locker Room For Girls Sport To Correspond to Football A/R	Create 4/2 For Girls W/S SB	1-2 yrs

INTERSCHOLASTIC ATHLETICS SURVEY
Summary Of Student Responses

Instructions:

1. Summarize the Student Athletics Interest Surveys by listing the total number of responses on the line next to each sport.
2. Under the other category please provide a listing of the sports as well as the number of students who are interested in participating.
3. Please sign and date the Summary Form (T-64) and mail the Summary Form only to the KHSAA by April 15, 2001. Do not mail the original.

Date: 3/29/01
Completed By: 2/1/01

Fall Sports (List Total Number of Participation Responses)

74 Football
44 Girls' Volleyball
15 Boys' Volleyball
10 Boys' Cross-Country
16 Girls' Cross-Country
19 Girls' Field Hockey
8 Boys' Golf
11 Girls' Golf
26 Boys' Soccer
53 Girls' Soccer

Winter Sport (List Total Number of Responses)

42 Boys' Basketball
22 Girls' Basketball
19 Boys' Swimming & Diving
53 Girls' Swimming & Diving
22 Boys' Wrestling
37 Girls' Gymnastics
39 Boys' Indoor Track
20 Girls' Indoor Track

Spring Sport (List Total Number of Responses)

40 Boys' Track
50 Girls' Track
24 Girls' Tennis
12 Boys' Tennis
18 Girls' Slow Pitch Softball
23 Girls' Fast Pitch Softball
38 Boys' Baseball

Other Sports (From Survey Question 10)

Name of Sport	Number of Students Interested In Participating
Swimming - Diving	12
Girls Powder Puff Football	8
Wrestling	2
Lacrosse	5
Soccer	18
Field Hockey	2
Bowling	5

Number of Students who participate in Intramural Sports. (From Survey Question 5)

Sport	Number
Basketball	11
Soccer	14
Gymnastics	2
Volleyball	4

List Intramural Sports students are interested in adding: (From Survey Question 6)

Sport	Number
Soccer	14
Powder Puff	22
Rifleball (Judge Ball)	21
Basketball	5

Participation in Non-School Sports Activities (From Survey Question 7)

Sport	Number
Basketball	10
Golf	1
Karate	1
Soccer	12

Reasons for not participating in interscholastic athletics. (From Survey Question 8)

Response	Number
<u>22</u> I prefer other activities such as band, chorus, etc.	
<u>28</u> I don't have time	
<u>6</u> The practice schedules and game times are inconvenient	
<u>38</u> The sport I like isn't offered	
<u>6</u> It's too expensive	
<u>10</u> I prefer to participate in club or intramural sports	
<u>19</u> Working	
<u>22</u> Other	

Student Suggestions to encourage participation

- More sport offerings 9
- More Fun 2
- More Emphasis on Girls Sports 2
- Advertise - 1
- Athletes receive more privileges 2
- Require participation 2

Rene Inette
Signature

3/29/01
Date