



Kentucky High School Athletic Association

To: Superintendent, Principal, and Athletic Director

From: Louis Stout, Commissioner 
Brigid L. DeVries, Executive Assistant Commissioner 

Date: May 23, 2001

Subject: Review of 2000-2001 Title IX Forms

Enclosed please find a copy of a review of the 2000-2001 Title IX Forms, submitted by your school. A copy of this information must be included in your permanent Title IX file at your school. In addition, you may find an attachment with corrected copies of the forms submitted by your school personnel. Please review this information so the forms can be completed accurately in the future.

Also, KHSAA Audit Staff may have requested a re-submission of some of the 2000-2001 Title IX forms or need additional information on your athletic programs. Please submit this information by the date requested if this is applicable.

Remember your permanent Title IX file at the school must be kept current with information pertaining to your athletics program. Copies of all KHSAA required documents should be part of this file and are subject to Open Records requests.

Should you need any further information, please do not hesitate to call anytime.

Memo

To: KHSAA Member School Superintendents, Principals, and Athletic Directors

From: Louis Stout, Commissioner
Brigid L. Devries, Executive Assistant Commissioner

Date: May __, 2001

RE: 2001 Title IX Forms Submission

School Red Bird Mission Reviewed By GARY W. LAWSON - (502) 875-3817

The following is a status report regarding the required 2000 - 2001 Title IX submission of forms due in to the KHSAA office by April 15, 2001. Appropriate audit personnel have reviewed these forms and the following is a summary of this review.

I. Checklist of Forms properly submitted in a satisfactory manner:

- GE 19 (Annual Verification)
- T-1 (Summary Program Chart 1)
- T-2 (Summary Program Chart 2)
- T-3 (Summary Program Chart 3)
- T-4 (Summary Program Chart 4)
- T-41 (Checklist - Overall Interscholastic Program)
- T-60 (Corrective Action Plan)
- T-63 (Interscholastic Survey Results)

II. Status

- A. 2000 - 2001 Forms are satisfactory and no further information or action is necessary at this time.
- B. Errors have been noted with respect to the following forms and corrected copies are being returned to you for placement in your Title IX file to ensure proper submission in the future.

- C. The following forms were omitted and must be submitted by school representatives.
(1) The T-60 form (corrective action plan) was not filled out. Please submit this form to the K.H.S.A.A. no later than JUNE 5, 2001.

- D. Other Recommendation and Comments:
(1) All calculations on T-1 thru T-4 were correct - good work!

School Year: 2000-2001
 Signature: [Signature]
 Date: 4 Apr. 2001

**TITLE IX
 CORRECTIVE ACTION PLAN**

To utilize this form indicate the intended area which needs corrective action and the suggested change time table for implementation. You may copy this form as needed. Please attach corrective action plans along with audit forms and submit by April 15, 2001.

ITEM FOR CORRECTION	SUGGESTED CHANGE	TIME TABLE FOR CORRECTIVE ACTION
<p>WHA</p>		

APR 10 2001



**KENTUCKY HIGH SCHOOL ATHLETIC ASSOCIATION
ANNUAL VERIFICATION OF TITLE IX PROCEDURES
(To be submitted by April 15, 2001 along with other required forms)**

The Red Bird Mission High School, Beverly, Kentucky
(Name of High School) (City)

certifies to the Kentucky High School Athletic Association that the following is an accurate and true representation of the facts surrounding compliance with Title 20, U.S.C. Titles 1681-1688, et. Seq. (also known as Title IX)

I certify the following provisions in accordance with records at the school contained in the permanent Title IX file, and to the best of my knowledge have completed the following tasks. (All boxes must be checked)

- Established a gender equity committee at the high school. (list committee personnel provide attachment if necessary)

Name	Address	Phone	Title
<i>See attachment</i>			

- Scheduled a minimum of three meetings during the 2000-2001 school year on the following dates:

08 / 29 / 2000
11 / 13 / 2000
02 / 13 / 2001

- Designated the following person as the Title IX coordinator for the school:

Name	Title	Address	Phone
<u>David L. Long</u>	<u>Director of Human Resources</u>	<u>HC 69 Box 700 Beverly, KY 40713</u>	<u>606-598-9155</u>

- School personnel ^{are} continuing to make periodic reviews of the boys and girls athletics program reflected in the Corrective Action Plan.

- In addition to the above information, the above referenced school maintains a complete permanent file relative to Title IX records including copies of the self-assessment audit, all corrective action plans, and other related materials.

Robert V. Ferguson
(School Authorized Signature)

Principal
Position (Principal, Designated Rep)

April 6, 2001
(Date)

[Signature]
(Superintendent Signature)

[Signature]
(School Board Chairperson)

Name	Address	Phone	Title
Robert Ferguson	HC 69 Box 710, Beverly, KY 40913	606-598-2416	Principal
Angela Schonauer	HC 69 Box 710, Beverly, KY 40913	606-598-2416	Teacher/Coach
Beth Yost	HC 69 Box 700, Beverly, KY 40913	606-598-3155	C. F. O.
Fred Haggard	HC 69 Box 700, Beverly, KY 40913	606-598-3155	Ex. Dir.
Homer Smith	PO Box 54, Roark, KY 40979	606-374-5996	Bd. of Directors
Marcus Collett	HC 69 Box 710, Beverly, KY 40913	606-598-2416	Counselor
Ann McFarland	PO Box 175, Loyall, KY 40854	606-573-2237	Bd. Of Directors
John D. Wilson	HC 69 Box 710, Beverly, KY 40913	606-598-2416	Teacher/A.D./Coach
Joey Asher	PO Box 58, Roark, KY 40979	606-374-7254	Student Athlete
Jamie Simpson	PO Box 29, Asher, KY 40803	606-374-4158	Student Athlete
David Long	HC 69 Box 700, Beverly, KY 40913	606-598-3155	Human Resources

**ACCOMMODATION OF INTERESTS AND ABILITIES
SUMMARY PROGRAM CHART 1**

Participation Opportunities Test One

Program	Enrollment (1)	Percentage of Total Enrollment (3)	Number of Interscholastic Participants (double and triple count) (4)	Percent of Total Participation (5)
GIRLS	59	52.6%	46	40.7%
BOYS	53	47.4%	67	59.3%
Totals (2)	112	100%	113	100%


Instructions:

*Number of 8th grade students & below used in Column 4 calculations if applicable: N/A

- 1) Determine the total number of girls enrolled.
Determine the total number of boys enrolled.
- 2) Add the total number of girls and boys enrolled to determine total enrollment.
- 3) Calculate the percentage of total enrollment that is female. Calculate the percentage of total enrollment that is male.
- 4) Ask the head coaches to review the most updated eligibility or squad lists for their teams. Ask coaches to confirm the names of those individuals who are on the team as of the first date of competition, and cross out the names of those who were cut from the team or quit the team prior to the first competitive event. Determine the total number of interscholastic athletics participants that are girls. In order to determine the total number of athletics participants an individual should be counted each time he or she participates on a team. For example, if Jane Doe competes on the varsity volleyball team, the junior varsity volleyball team, the junior varsity basketball team, and the varsity softball team, she should be counted as four participants (do not include club or intramural sports participants or cheerleaders). Calculate the same way for boys and girls. * In addition, should 8th grade students and below play on a Freshman, Junior Varsity, or Varsity team, they should also be counted for each team and sport they participate in. If applicable, please asterisk the above notation as to how many 8th grade students & below are included.
- 5) Calculate the percentage of female participation (Column 1) based on information from (Column 4).

Calculate the percentage of male participation (Column 1) based on information from (Column 4).

Note: While being within three percent is not a formal compliance standard; if the percent listed in Column 5 is within 3% of Column 3, then it provides a good target within which compliance is likely.

Signature:  Date: 4 Apr 2001

ACCOMMODATION OF INTERESTS AND ABILITIES
SUMMARY PROGRAM CHART 2

Participation Opportunities Test Two

Program	Number of Teams Currently Offered (1)	Number of Teams Added in Last Five Years (2)	Number of Participants Added in Last Five Years (3)	Percent of Total Participation By Sex (4)
GIRLS	varsity: 4	0	0	0%
	j.v.:			
	frosh:			
	other:			
	total: 4	0	0	0%
BOYS	varsity: 4	0	0	0%
	j.v.:			
	frosh:			
	other:			
	total: 4	0	0	0%

- 1) Calculate the number of interscholastic teams offered for girls at each competitive level (for example, varsity, junior varsity, and freshman levels).
- 2) Calculate the number of interscholastic teams that have been added in the last five years at each competitive level.
- 3) Determine the total number of participants that are currently on the teams that were added in the last five years.
- 4) Calculate the percentage of participants that have been added in the last five years. For example, if girls' varsity soccer (22 participants), junior varsity soccer (18 participants), junior varsity golf (8 participants), and freshman softball (15 participants) have been added in the last five years, then 63 participation opportunities have been added for girls. If the total number of female participants in the program is 300 (taken from Form T-1, Column 4), then 21% of the current opportunities (63 of 300) have been added in the last five years. Note: The total number of male/female participants should be the same as Column 4 on Summary Program Chart 1 on Form T-1.

Note: If the percentage of current female participants added in the last five years is 25% or greater, compliance with test two may be possible. If less than 25%, then compliance with test three should be analyzed. **CAUTION:** 25% is not a formal compliance standard. The count shall be taken on the first day of competition for students that are officially members of the team.

Signature:  Date: 4 Apr 2001

ACCOMMODATION OF INTERESTS AND ABILITIES

SUMMARY PROGRAM CHART 3

Participation Opportunities Test Three

If girls are underrepresented in the interscholastic athletics program, answer the following questions for girls only. If boys are underrepresented in the interscholastic athletics program, answer the following questions for boys only.	GIRLS		BOYS
1. Is there an intramural team offered in a sport not now available in the interscholastic athletics program? (YES or NO)	No		N/A
2. For a sport <u>not</u> currently offered, is there sufficient interest to form a viable interscholastic team based on participation on an intramural team or community recreation teams? (YES or NO)	No		N/A
3. For a sport currently offered, is there enough interest to form a viable team for a junior varsity, freshman, or other interscholastic level that is not currently offered? (YES or NO)	No		N/A
4. If you answered yes to question one, two, or three, are there enough other high schools in your school's normal competitive region offering the sport and competitive level of sport to constitute enough competition for a reasonable competitive schedule? (YES or NO)	N/A		N/A


Signature: David L. King Date: 4 Apr 2001

ACCOMMODATION OF INTERESTS AND ABILITIES
SUMMARY PROGRAM CHART 4

Levels of Competition Test One

Team Levels	GIRLS	BOYS
Total Number of Athletics Participants in All Levels	46	67
1. Number of Varsity Teams Offered	4	4
2. Number of Participants on all Varsity Teams	46	67
3. Percentage of Total Varsity Participants By Sex	100%	100%
4. Number of Junior Varsity Teams Offered	0	0 0
5. Number of Participants on all Junior Varsity Teams	0	0
6. Percentage of Total Junior Varsity Participants By Sex	0	0
7. Number of Freshman Teams Offered	0	0
8. Numbers of Participants on all Freshman Teams	0	0
9. Percentage of Total Freshman Participants By Sex	0	0

- 1) Determine the number of teams at the varsity, junior varsity, and freshman levels for boys and girls. (#1, 4, 7)
- 2) Determine the total number of participants for boys and girls at each competitive level. (#2, 5, 8)
- 3) Calculate the percentage of female and male participants at each level. (3, 6, 9)
Example: Take the total number of female participants from the Summary Program Chart 1 (Form T-1) and divide it into the number of total participants for each varsity, junior varsity and freshman level. Perform the same calculation for male participants. For example, if there are a total of 300 female participants, and 180 girls are on varsity teams, 80 girls on junior varsity teams, and 40 girls on freshman teams, then 60% of girls' participation opportunities are at the varsity level (180 divided by 300), 27% are at the junior varsity level (80 divided by 300), and 13% are at the freshman level (40 divided by 300). If there are a total of 400 male participants, and 250 participate at the varsity level, 100 boys participate on junior varsity teams, and 50 boys participate on freshman teams, then 63% of boys participate at the varsity level (250 divided by 400), 25% compete at the junior varsity level (100 divided by 400), and 13% compete at the freshman level (50 divided by 400).

Signature:  Date: 9 Apr 2001

2000-2001 KHSAA TITLE IX ATHLETICS AUDIT

Checklist - Overall Interscholastic Athletics Program

Areas of Compliance	ADVANTAGE TO		
	GIRLS' PROGRAM	BOYS' PROGRAM	NEITHER PROGRAM (Compliance)
Equipment and Supplies			X
Scheduling of Games and Practice Time			X
Travel and Per Diem Allowances			X
Coaching			X
Locker Rooms, Practice and Competitive Facilities			X
Medical and Training Facilities and Services			X
Publicity			X
Support Services			X
Athletic Scholarships**			
Tutoring**			
Housing and Dining Facilities and Services**			
Recruitment of Student Athletes**			

** Athletic scholarships, tutoring specifically for athletes, housing and dining facilities and services, and recruitment of student athletes are usually not relevant at the high school level.

Signature: David S. King Date: 4 Apr 2001

School Year: 2000-2001
 Signature: [Signature]
 Date: 14 June 2001

JUN 15 2001

TITLE IX
 CORRECTIVE ACTION PLAN

To utilize this form indicate the intended area which needs corrective action and the suggested change time table for implementation. You may copy this form as needed. Please attach corrective action plans along with audit forms and submit by April 15, 2001.

ITEM FOR CORRECTION	SUGGESTED CHANGE	TIME TABLE FOR CORRECTIVE ACTION
<p><i>More boys out for sports than girls</i></p>	<p><i>Better adjustment of girls' sports by parent newsletters and school newspaper.</i></p>	<p><i>Aug 2001 - May 2002</i></p>

School Year: 2000-2001
 Signature: [Signature]
 Date: 8 Apr 2001

**TITLE IX
CORRECTIVE ACTION PLAN**

To utilize this form indicate the intended area which needs corrective action and the suggested change time table for implementation. You may copy this form as needed. Please attach corrective action plans along with audit forms and submit by April 15, 2001.

ITEM FOR CORRECTION	SUGGESTED CHANGE	TIME TABLE FOR CORRECTIVE ACTION
N/A		

INTERSCHOLASTIC ATHLETICS SURVEY
Summary Of Student Responses

Instructions:

1. Summarize the Student Athletics Interest Surveys by listing the total number of responses on the line next to each sport.
2. Under the other category please provide a listing of the sports as well as the number of students who are interested in participating.
3. Please sign and date the Summary Form (T-63) and mail the Summary Form only to the KHSAA by April 15, 2001. Do not mail the original.

Date: 4 Apr 2001
Completed By: *Daniel Kelly*

Fall Sports (List Total Number of Participation Responses)

55 Football
17 Girls' Volleyball
6 Boys' Volleyball
20 Boys' Cross-Country
10 Girls' Cross-Country
3 Girls' Field Hockey
14 Boys' Golf
9 Girls' Golf
6 Boys' Soccer
9 Girls' Soccer

Winter Sport (List Total Number of Responses)

47 Boys' Basketball
19 Girls' Basketball
15 Boys' Swimming & Diving
12 Girls' Swimming & Diving
17 Boys' Wrestling
17 Girls' Gymnastics
7 Boys' Indoor Track
7 Girls' Indoor Track

Spring Sport (List Total Number of Responses)

18 Boys' Track
8 Girls' Track
20 Girls' Tennis
4 Boys' Tennis
11 Girls' Slow Pitch Softball
13 Girls' Fast Pitch Softball
24 Boys' Baseball

Other Sports (From Survey Question 10)

Name of Sport

Number of Students Interested In Participating

Number of Students who participate in Intramural Sports. (From Survey Question 5)

Sport

Number

List Intramural Sports students are interested in adding: (From Survey Question 6)

Sport

Number

Football

Volleyball

Basketball

Tennis

25

11

11

4

Participation in Non-School Sports Activities (From Survey Question 7)

Sport

Number

Rollerblading

1

Reasons for not participating in interscholastic athletics. (From Survey Question 8)

Response	Number
<u>7</u> I prefer other activities such as band, chorus, etc.	
<u>11</u> I don't have time	
<u>7</u> The practice schedules and game times are inconvenient	
<u> </u> The sport I like isn't offered	
<u> </u> It's too expensive	
<u> </u> I prefer to participate in club or intramural sports	
<u>4</u> Working	
<u> </u> Other	

Student Suggestions to encourage participation

David H. [Signature]
Signature

4 Apr 2001 1102
Date

Kentucky High School Athletic Association

To: Superintendent, Principal, and Athletic Director

From: Louis Stout, Commissioner
Brigid L. DeVries, Executive Assistant Commissioner



Date: June 19, 2001

Subject: Review of 2000-2001 Title IX Forms

School: Red Bird Mission

The KHSAA Audit Staff has received your re-submission of some of the 2000-2001 Title IX forms or additional information requested on your athletic programs. We have reviewed the information submitted and have found it to be satisfactory and no further information or action is necessary at this time.

Remember your permanent Title IX file at the school must be kept current with information pertaining to your athletics program. Copies of all KHSAA required documents should be part of this file and are subject to Open Records Requests.

If we could be of further assistance, please do not hesitate to call anytime.